

PrehistoricStore.com

PREHISTORIC
PLANETTM
S T O R E

May 2024 Catalog



The Museum Where You Can
Purchase Every Exhibit.TM



1 Pound Authentic Large Fossil Mix Collection Bag/Kit

CLICK TO ENLARGE IMAGES There are up to 8 different kinds of large fossils. Four species of coral, Orthoceras cephalopods, sea urchin, petrified wood, and crinoid stems. Not every bag will have each kind of fossil. Fossil bags are not pre-washed or pre-sorted. Sizes also vary. A one-pound bag has approximately 12 fossils. It all depends on the size of each fossil. Put...Call for more details

\$12.00

ITEM: 3785

1 POUND
AUTHENTIC FOSSILS



1 Pound Gemstone Mineral Mix Collection Bag/Kit

CLICK TO ENLARGE IMAGES This high quality gem mining mineral mix is a random sampling of up to 32 different minerals. It is sold by the pound and the mix is random so you may not get all 32 minerals in a single pound. Identify and sort your collection using the included chart or research other mineral books and online sources. Put your minerals in a 5 p...Call for more details

\$12.00

ITEM: 3783

1 POUND
AUTHENTIC MINERALS



1 Pound Polished Gemstone Mineral Mix for Collecting & Gem M...

CLICK TO ENLARGE IMAGES This high quality polished gem mining mineral mix is a random sampling of dozens of different minerals. It is sold by the pound and the mix is random so you may not get all possible minerals in a single pound. Put your minerals in a 5 pound box of sand and have fun digging them out or put the mineral and sand mix in a cooking colander and dip i...Call for more details

\$15.00

ITEM: 3786

1 POUND
AUTHENTIC MINERALS



100 Specimen Fossil Collection, Identified & Authentic

CLICK IMAGES TO ENLARGE Our authentic fossil collections are used by colleges for course study and by individuals interested in learning about fossils. All school grades including home school parents like to use the collection sets to teach and inspire. We currently have four different size sets in our fossil collections. We have 12, 25, 50, and 100 piece fossil sets.. Each collecti...Call for more details

\$100.00

ITEM: 3769

100 SPECIMENS
AUTHENTIC FOSSIL COLLECTION



12 Mini Dinosaur Skeletons

12 Mini Dinosaur Skeletons in a clear carry case with zipper and clip.

\$6.00

ITEM: 2379

1.5 TO 2.5 INCH SKELETONS
PVC RESIN



12 Specimen Fossil Collection, Identified & Authentic

CLICK IMAGES TO ENLARGE Our authentic fossil collections are used by colleges for course study and by individuals interested in learning about fossils. All school grades including home school parents like to use the collection sets to teach and inspire. We currently have four different size sets in our fossil collections. We have 12, 25, 50, and 100 piece fossil sets.. Each collecti...Call for more details

\$12.00

ITEM: 3766

12 SPECIMENS
AUTHENTIC FOSSIL COLLECTION



12, 1 3/4 Inch Black Gem Jars & Foam Insert for Gemstone, Fo...

12 - 1 3/4 Inch Black Gem Jars with 12 Slot Gem Jar Foam Insert Insert Dimensions: 7.75" x 7" x 0.5" Jar Diameter: 1 3/4" Coins & Fossils Not Included Great For Storing, Organizing, & Displaying Gemstones, Beads, Fossils, Coins, etc.

\$6.10

ITEM: 3686

1 3/4 DIAMETER



16, 1 1/2 Inch White Gem Jars & Foam Insert for Gemstone, Fo...

16 - 1 1/2 Inch White Gem Jars with 12 Slot Gem Jar Foam Insert Insert Dimensions: 7.75" x 7" x 0.5" Jar Diameter: 1 1/2" Coins & Fossils Not Included Great For Storing, Organizing, & Displaying Gemstones, Beads, Fossils, Coins, etc.

\$6.10

ITEM: 3687

1 1/2 DIAMETER



2 3/8 Inch Tyrannosaurus rex Serrated Tooth Necklace Pendant

Like many carnivores dinosaurs T-rex often broke or shed its teeth while feeding. Over time a new tooth would grow from the old tooth socket. Thus T-rex had a variety of sizes of teeth, from only 1 inch above the gum line to 11 inches including the root. T-rex was up to 18.5 feet tall, 50 feet long, & weighed up to 6 tons. They were the dominant predator of the Cretaceous Age which ended about 65 ...Call for more details

\$12.00

ITEM: 409

2 3/8 INCHES LONG
RESIN



2 3/8 inch Tyrannosaurus rex Tooth

Despite this tooth's small size, it clearly shows the flesh-tearing ability of T. rex teeth. Robust and slightly curved for maximum bone-crushing, muscle-searing power. And look a little closer and you'll see small serrations, tiny ridges on the edge of the tooth for extra cutting ability. This tooth is a great reproduction at a super price! Click the image for a closer look. Specs...Call for more details

\$10.00

ITEM: 149

2 3/8 INCHES LONG
RESIN CAST



20 Fossil Shark Teeth, Fish, Reptile & Bones from Morocco Po...

20 Fossil Shark Fish, Reptile Teeth & Bones Poster from the Phosphate Mines of Morocco Poster Size 19 x 13 Inches This is a Prehistoric Planet original. This poster shows 28 different sets of fossil shark teeth, reptile teeth & bones, fish teeth & bones from the phosphate beds of Khouribga, Morocco. These fos...Call for more details

\$40.00

ITEM: 99500

19 X 13 INCHES
110 POUND, ACID FREE



2018 Dinosaur Safari Dig & Keep Real Dinosaur Bones

Now Booking 2018 Field Season Dinosaur Fossil Safari Dig & Keep Real Dinosaur Bones Would You Like To Dig Dinosaurs? Would You Like To Keep What You Find?

\$2,550.00

ITEM: 852

AUTHENTIC FOSSIL DIG



2018 Walking With Dinosaurs, Old Bones Meets New Science, Pr...

January 29-APRIL 1, 2018 Old Bones Meets New Science Walking With Dinosaurs Presented by Harrison County Parks & Recreation This popular exhibit of museum quality fossils and dinosaur displays returns to Harrison County with an emphasis on PREHISTORIC SEAS & SKYS. Over 12,000 people experienced Walking with Dinosaurs last year. Don't be left out...Call for more details

\$CALL

ITEM: 2088

MUSEUM EXHIBITS AND ENRICHMENT



2019 Clarksburg Gem, Mineral & Fossil Show, November 23-24. ...

Clarksburg Gem, Mineral, Jewelry & Fossil Show November 23, 10-6 November 24, 11-5 Harrison County Parks & Recreation Complex 43 Recreation Drive, Clarksburg, WV (Rt. 19 South) Just Past Rosebud Plaza Sponsored by Mystical Crystals The Clarksburg Gem, Mineral, Jewelry and Fossil Show comes to the Harrison County Parks & Recreation...Call for more details

\$CALL

ITEM: 3062



2021 Charleston, West Virginia Gem, Mineral & Fossil Show, ...

Charleston, West Virginia Gem, Mineral & Fossil Show Saturday, October 16, 2021 10:00 AM - 6:00 PM and Sunday, October 17, 2021 10:00 AM - 5:00 PM Sponsored by the Kanawha Rock & Gem Club Annual show; Kanawha Rock & Gem Club, So. Charleston, Community Center; 601 Jefferson Rd. Exit 54 on I-64. A well selected group of dealers with some great...Call for more details

\$CALL

ITEM: 2949



2021 Washington, PA Gem, Mineral, Jewelry & Fossil Show May ...

Washington, PA Jewelry, Mineral & Fossil Show November 27-28, 2021 Washington County, PA Fair Grounds; 2151 N. Main Street, Washington, PA. Saturday 10-6 Sunday 10-5 Adults \$5, children and veterans free. Contact Mike at Mike's Minerals 330.398.7015 Dealers will display and sell, gemstones, fossils, minerals...Call for more details

\$CALL

ITEM: 2229

GEM, MINERAL & FOSSIL SHOW



2022 Morgantown Gem, Mineral & Fossil Show, August 27-28, 20...

Morgantown Gem, Mineral & Fossil Show NEW LOCATION Saturday, August 27, 2022 10:00 AM - 6:00 PM and Sunday, August 28, 2022 11:00 AM - 5:00 PM NATIONAL GUARD READINESS CENTER ARMORY EXIT 7 off I-68, Pierpont Road Exit Take Rt 119 North (toward Morgantown & the Airport Turn left in ½ mile on to Reiner Hill Road Follow to Armo...Call for more details

\$CALL

ITEM: 1580



25 Dollar Gift Certificate

Gift Certificates Are Redeemable for Replica Fossils and More Not sure what to get for that dinosaur lover you know? Now you can get them the perfect gift—a certificate they can redeem for genuine Prehistoric Planet replica fossils. Simply choose the gift certificate value that you desire and enter the recipient's address on the checkout form. Special Note: If you or...Call for more details

\$25.00

ITEM: 2025



25 Specimen Fossil Collection, Identified & Authentic

CLICK IMAGES TO ENLARGE Our authentic fossil collections are used by colleges for course study and by individuals interested in learning about fossils. All school grades including home school parents like to use the collection sets to teach and inspire. We currently have four different size sets in our fossil collections. We have 12, 25, 50, and 100 piece fossil sets.. Each collecti...Call for more details

\$25.00

ITEM: 3767

25 SPECIMENS

AUTHENTIC FOSSIL COLLECTION



29 LEB Bulb Ultraviolet (UV) Flashlight (longwave) With 22 L...

Use for Mineral Inspection Use for Auto Radiator Leaks Use for Hidden Pet Urine Stains Use for Rodent Contamination Use for Scorpion Hunting & Viewing Use for Blood Stains Use for Counterfeit Currency 29 Bright LED UV Bulbs 22 Bright LED White Bulbs 2 Stage Switch from White to UV 395nm wavelength (longwa...Call for more details

\$15.00

ITEM: 3458

6â€• LONG 2.25" LENS

ALUMINUM

3 Dinosaur Rib Pathology from the Trex known as Tinker



A bone pathology refers to abnormalities in bone growth or healing from injury or disease. Such abnormalities (pathologies) are not limited to modern or living animals and are also found in the fossil record. Finding bone pathologies in the fossil record are rare. The replica specimen presented here shows how injury or disease affected the normal growth of the bone. It is fascinatin...Call for more details

\$400.00

ITEM: 1394

OVER 3 FEET AROUND THE CURVE
SOLID RESIN

3D Tyrannosaurus rex Skeleton Kit With 60 Pieces



We often get requests for a dramatic skeleton at an affordable price. Well, here it is! Over 2 feet of 3D Tyrannosaurus glory. Just the skull is over 3 inches long. An instant classic. T. rex needs no introduction, and this model is all T. rex. The scale of the skeleton is large enough to appreciate the intriguing anatomy of this perennial favorite among dinosaurs. The meat eater's ...Call for more details

\$60.00

ITEM: 3567

26 INCHES LONG
RESIN

4 Gram WV Petoskey Stone (Lithostrotionella), Fossil State G...



Necklace Made of Fossil Coral (Lithostrotionella) Official West Virginia State Gemstone Lithostrotionella Coral is very similar to the Petoskey Stone Coral of Michigan. Our Lithostrotionella is from the Mississippian Period (350 million years) of West Virginia. Lithostrotionella is the official State Gem Stone of West Virginia. It is technically not a gemstone, but ra...Call for more details

\$20.00

ITEM: 772

1 INCH STONE, 18 INCH CHAIN
AUTHENTIC FOSSIL ON CHAIN

4x6 Foot Fossil Dig Panels 4 Different Ones Sold Separately



CLICK IMAGES TO ENLARGE There are 4 different fossil dig panels. (sold separately) The first number in the list corresponds to the number on the panel. The last number in each line corresponds to the PrehistoricStore.com item number that you can search to find specimen information about that fossil and more photos. Bury these fossil dig panels in sand, sawdust, granul...Call for more details

\$1,250.00

ITEM: 3777

4 X 6 FEET
RESIN



4x6 Foot Fossil Dig Panels 4 Different Ones Sold Separately

CLICK IMAGES TO ENLARGE There are 4 different fossil dig panels. (sold separately) The first number in the list corresponds to the number on the panel. The last number in each line corresponds to the PrehistoricStore.com item number that you can search to find specimen information about that fossil and more photos. Bury these fossil dig panels in sand, sawdust, granul...Call for more details

\$1,250.00
ITEM: 3776

4 X 6 FEET
RESIN



4x6 Foot Fossil Dig Panels 4 Different Ones Sold Separately

CLICK IMAGES TO ENLARGE There are 4 different fossil dig panels. (sold separately) The first number in the list corresponds to the number on the panel. The last number in each line corresponds to the PrehistoricStore.com item number that you can search to find specimen information about that fossil and more photos. Bury these fossil dig panels in sand, sawdust, granul...Call for more details

\$1,250.00
ITEM: 3778

4 X 6 FEET
RESIN



4x6 Foot Fossil Dig Panels 4 Different Ones Sold Separately

CLICK IMAGES TO ENLARGE There are 4 different fossil dig panels. (sold separately) The first number in the list corresponds to the number on the panel. The last number in each line corresponds to the PrehistoricStore.com item number that you can search to find specimen information about that fossil and more photos. Bury these fossil dig panels in sand, sawdust, granul...Call for more details

\$1,250.00
ITEM: 3779

4 X 6 FEET
RESIN



5 7/8 Inch Otodus Megalodon Shark Tooth Pathology choose col...

Choose your color for this great tooth. Black or Sand color. Pathological shark teeth are developmental abnormalities commonly found in the shark tooth fossil record that may be caused by a variety of reasons: genetic mutation, damaged or immature teeth. Pathological teeth develop with distorted or disfigured crowns, and collectors usually have little or no trouble recognizing them....Call for more details

\$20.00
ITEM: 3135

5 7/8 INCHES
RESIN



5 Foot Long Saber Tooth Cat Statue Smilodon

This fantastic life-like Smilodon Saber Tooth Cat statue is: 69 inches long 7.5 inches wide 41 inches high Weighs 55 pounds. Imagine how this would look in your collection of prehistoric beasts.

\$CALL

ITEM: 3742

69" L X 17.5" W X 41" H, 55 LB
RESIN



5.5 Inch Otodus Megalodon Shark Tooth Replica

This beautiful replica Megalodon tooth is 5.5 inches long on the longest side, 5.13 inches across the root 1.15 inches thick and weighs 4.3 ounces. This is your opportunity to own an authentic replica Megalodon tooth, the most iconic shark of all time. Imagine holding this tooth in your hand. Envision the power of the living shark that once had this tooth. Feel the serrated edges th...Call for more details

\$25.00

ITEM: 126

5.5 INCHES
RESIN



5.5 Inch Tyrannosaurus rex Tooth necklace pendant

Seventy million years ago, a hulking T. rex chomped into a fresh carcass. As the giant meat-eater's teeth ripped flesh from bone, this large tooth broke loose and fell to the ground to be fossilized and then cast millions of years later. T. rex commonly lost teeth like this one in a process we call "shedding." These teeth are usually found by scientists apart from a full T. rex skeleton...Call for more details

\$13.00

ITEM: 3720

5.5 INCHES
RESIN CAST



5.InchTyrannosaurus rex Tooth

5 Inches Around The Curve Seventy million years ago, a hulking T. rex chomped into a fresh carcass. As the giant meat-eater's teeth ripped flesh from bone, this large tooth broke loose and fell to the ground to be fossilized and then cast millions of years later. T. rex commonly lost teeth like this one in a process we call "shedding." These teeth are usually found by...Call for more details

\$12.00

ITEM: 107

5.5 INCHES
RESIN CAST



50 Dollar Gift Certificate

Gift Certificates Are Redeemable for Replica Fossils and More Not sure what to get for that dinosaur lover you know? Now you can get them the perfect gift—a certificate they can redeem for genuine Prehistoric Planet replica fossils. Simply choose the gift certificate value that you desire and enter the recipient's address on the checkout form. Special Note: If you or...Call for more details

\$50.00

ITEM: 2050



50 Specimen Fossil Collection, Identified & Authentic

CLICK IMAGES TO ENLARGE Our authentic fossil collections are used by colleges for course study and by individuals interested in learning about fossils. All school grades including home school parents like to use the collection sets to teach and inspire. We currently have four different size sets in our fossil collections. We have 12, 25, 50, and 100 piece fossil sets.. Each collecti...Call for more details

\$50.00

ITEM: 3768

50 SPECIMENS

AUTHENTIC FOSSIL COLLECTION



6 Inch Spinosaurus Tooth

Larger than T. rex, this intimidating meat-eater is one of the lost dinosaur of Egypt. Spinosaurus was first discovered in the early 1900's by German paleontologist Ernst von Stromer. During the second World War, Allied bombs inadvertently destroyed the only significant remains of the sail-backed predator. Today, Spinosaurus is only known from a few bones wrestled from the Sahara over the last hun...Call for more details

\$14.00

ITEM: 691

6 IN. LONG X 1 IN. DIAMETER
RESIN CAST



7 Dinosaur Postcard / Flashcard Set

These are high quality Postcard / Flashcard sets. They are the same dinosaurs as our poster set item number 3668. They are 6x4 inches. The front has the dinosaur image and the back has an information packed description of the dinosaur. Due to restrictions on the number of photos we can show the images on the right show the front and back of only 2 dinosaurs. You Get A...Call for more details

\$7.00

ITEM: 3669

7 DINOSAURS 6X4 INCHES
POSTCARD



7 Dinosaur Poster & Postcard / Flashcard Set

Each set comes with 7 dinosaur posters and 7 double sided postcard / flashcards. The Posters are printed on 100 Pound Coated Paper. The Postcard / Flashcards are 6 x 4 inches and printed double sided with the dinosaur image on one side and information about the dinosaur printed on the other side. Due to website limitations we can only show 2 poster imag...Call for more details

\$35.00

ITEM: 3672

24X36 & 18X24 INCHES
HIGH QUALITY PAPER



7 Dinosaur Poster Set

Digitally Created Poster on 100 Pound Coated Paper. Photos on right show 4 of the posters. Tyrannosaurus rex 24x36 inches Velociraptor 24x36 inches Triceratops 24x36 inches Brachiosaurus 24x36 inches Archelon & Tylosaurus 24x36 inches Stegosaurus 18x24 inches Pachycephalosaurus 1...Call for more details

\$28.00

ITEM: 3668

24X36 & 18X24 INCHES
100 POUND COATED PAPER



7 Gram WV Petoskey Stone (Lithostrotionella), Fossil State G...

Necklace Made of Fossil Coral (Lithostrotionella) Official West Virginia State Gemstone Lithostrotionella Coral is very similar to the Petoskey Stone Coral of Michigan. Our Lithostrotionella is from the Mississippian Period (350 million years) of West Virginia. Lithostrotionella is the official State Gem Stone of West Virginia. It is technically not a gemstone, but ra...Call for more details

\$20.00

ITEM: 7721

1 INCH STONE, 18 INCH CHAIN
AUTHENTIC FOSSIL ON CHAIN



9 LED Bulb Ultraviolet (UV) Flashlight (longwave)

Use for Mineral Inspection Use for Auto Radiator Leaks Use for Hidden Pet Urine Stains Use for Rodent Contamination Use for Scorpion Hunting & Viewing Use for Blood Stains Use for Counterfeit Currency 9 Bright LED UV Bulbs 405nm wavelength (longwave) 4â€• Long Aluminum Body Wrist St...Call for more details

\$8.00

ITEM: 3459

4 INCHES LONG
ALUMINUM



Acadoparadoxides, Giant Trilobite

Acadoparadoxides briareus from the Cambrian of Morocco. Trilobites are very well-known, and possibly the second-most famous fossil group after the dinosaurs. There are over 17,000 species of trilobites. The name "trilobite" (meaning "three-lobed") is not based on the body sections cephalon, thorax and pygidium, but rather on the three longitudinal lobes: a central axial lobe, and tw...Call for more details

\$112.00

ITEM: 268

11.5X8.5 TRILOBITE 13X9.5
RESIN CAST



Acanthocrinus rex, crinoid

Crinoids are assigned to the phylum Echinodermata, a group of radially symmetrical marine animals, such as the starfish, sea urchins, and brittle stars. Crinoids are commonly referred to as "sea lilies". These flower-like marine invertebrate animals are beautifully colored and live as solitary individuals. This species is characterized by a globular body enclosed by a small calyx, f...Call for more details

\$52.00

ITEM: 1371

12.5 INCHES X 9.5 INCHES
RESIN



Acheroraptor temertyorum

Acheroraptor temertyorum Skull & Jaw Elements Acheroraptor is an extinct genus of dromaeosaurid theropod dinosaur known from the Hell Creek Formation of Montana. It contains a single species, Acheroraptor temertyorum. It is one of the two geologically youngest known species of dromaeosaurids, the other being Dakotaraptor, which is also known from Hell Creek. Acherorap...Call for more details

\$50.00

ITEM: 3048

4 INCHES
RESIN



Acrocanthosaurus, claw of foot

Acrocanthosaurus (meaning "high-spine lizard" because of the spikes growing out of its spine) was a fierce predator that was roughly 30-40 feet (9-12 m) long and weighed about 5,000 pounds (2300 kg). It had a big head, with a 4.5-foot (1.4 m) long skull and 68 thin, sharp, serrated teeth. It had 17-inch (43 cm) spikes extending from its vertebrae, along the neck and tail that may have formed a thi...Call for more details

\$15.00

ITEM: 2208

6 INCHES AROUND THE CURVE
RESIN



Acrocanthosaurus, claw of hand

Acrocanthosaurus (meaning "high-spine lizard" because of the spikes growing out of its spine) was a fierce predator that was roughly 30-40 feet (9-12 m) long and weighed about 5,000 pounds (2300 kg). It had a big head, with a 4.5-foot (1.4 m) long skull and 68 thin, sharp, serrated teeth. It had 17-inch (43 cm) spikes extending from its vertebrae, along the neck and tail that may have formed a thi...Call for more details

\$12.00

ITEM: 2207

5 3/8 INCHES AROUND THE CURVE
RESIN



Adapis, early primate skull replica

Adapis is an extinct genus of lemur-like primate belonging to the Adapinae subfamily. The genus was named by Cuvier in 1822 and contains up to three species. It is thought that humans evolved from arboreal primates similar to lemurs. Study of the fossils of such animals can provide information on the evolution of humans.

\$50.00

ITEM: 1738

8 INCHES HIGH
RESIN



Adena-Hopewell Culture Human Effigy Pipe reproduction

Human Effigy Pipe Adena-Hopewell Culture This is a wonderful reproduction of a human effigy pipe found in the Adena Mound, near Chillicothe, OH. Made of bicolored pipestone, it takes the form of a standing male—perhaps an ancestor, mythical hero, or shaman—bedecked in insignia of high rank: large spool-shaped ear ornaments, a loincloth with a feather bustle at t...Call for more details

\$50.00

ITEM: 3943

7 7/8 X 2 5/8 X 2 INCHES
RESIN



Aeger tipularius, Solnhofen Shrimp

This is a replica of the fossil shrimp (Aeger tipularius) from the 155-million-year-old Solnhofen Limestone of Germany. When you include the antenna it's over 8 inches in length, the body would be about 5 inches if it was outstretched. The detail on this specimen is amazing. The fossil is nicely centered on a rectangularly cut, 10x8 inch slab of matrix. The Solnhofe...Call for more details

\$80.00

ITEM: 3452

10 X 8 INCHES
SOLID RESIN



Aegyptopithecus zeuxis, skull reconstruction

Aegyptopithecus, which means "Egyptian Monkey" is an early fossil catarrhine that predates the divergence between hominoids (apes and humans) and cercopithecids (Old World monkeys). It is known from a single species, Aegyptopithecus zeuxis, which lived around 30 million years ago in the early part of the Oligocene epoch. It likely resembled modern-day New World monkeys and was about the same size ...Call for more details

\$60.00

ITEM: 1552

3.75 INCHES LONG
RESIN



Agriotherium, giant Dog-Bear skull

Agriotherium is an extinct genus of Ursidae of the Miocene through Pleistocene epochs, with fossils found in Neogene strata of North America, Europe, Africa, and Asia, living from 13.6 to 2.5 million years ago having existed for approximately 11.1 million years. Agriotherium was about 9 feet in body length, making it larger than most living bears. Except for the extinct subspecies of...Call for more details

\$CALL

ITEM: 1756

18.5 INCHES LONG
RESIN



Ailuravua macrurus skeleton

Ailuravus is one of the earliest known rodents. Rodents are a group of placental mammals which first appeared within 10 million years after the extinction of the dinosaurs 65 million years ago. True mammals have existed for about 210 million years, but did not flourish until they could fill the vacant ecological niches left by the dinosaurs. The defining feature of a rodent is the large paired incisors...Call for more details

\$299.00

ITEM: 1177

24X13X1.5
POLYRESIN



Air Scribe for Fossil Preparation LAST 1

The air scribe is one of the work horse tools used in fossil preparation. Simply attach it to your own air compressor and you are set to gently and accurately remove the unwanted matrix from your fossils. Air scribes work pneumatically and are not grinders like a Dremel tool. An air scribe gives you precise control of matrix removal grain by grain. You can also use the Air Scribe to...Call for more details

\$135.00

ITEM: 4079

6 3/8 INCHES LONG
STAINLESS STEEL



Air Scribe for Fossil Preparation LAST 3

The air scribe is one of the work horse tools used in fossil preparation. Simply attach it to your own air compressor and you are set to gently and accurately remove the unwanted matrix from your fossils. Air scribes work pneumatically and are not grinders like a Dremel tool. An air scribe gives you precise control of matrix removal grain by grain. You can also use the Air Scribe to...Call for more details

\$150.00

ITEM: 2813

5.5 INCHES LONG
STAINLESS STEEL



Albertosaurus, left lower jaw

Complete left lower jaw from the Late Cretaceous of Alberta, Canada. The original specimen is in the Royal Ontario Museum. Albertosaurus was a large, meat-eating dinosaur from the late Cretaceous period about 68 to 65 MYA years ago. It was a theropod related to T. rex but smaller in size. Albertosaurus was about 8.6 m long and weighed about 2500 kg This left lower jaw...Call for more details

\$250.00

ITEM: 2611

28 INCHES LONG
RESIN & FIBERGLASS



Albertosaurus, maxilla

Albertosaurus was a large, meat-eating dinosaur from the late Cretaceous period about 68 to 65 million years ago. It was a theropod related to T. rex but smaller in size. Albertosaurus was about 8.6 m long and weighed about 2500 kg. This replica is cast from a specimen found in Alberta, Canada. The original fossil is in the Royal Ontario Museum.

\$250.00

ITEM: 2119

20 X 12 INCHES
RESIN




Alioramus alti dinosaur skull out of matrix reconstruction

Alioramus alti Mongolia Formation Nemegt Age Cretaceous 69MYA Wyoming Dinosaur Center

\$CALL

ITEM: 1878

29 X 9 INCHES
POLYFOAM RESIN



All That Remains by Robert L. Pyle a West Virginia Archaeolo...

A West Virginia archaeologist's discoveries, All That Remains chronicles the intriguing findings of Bob Pyle who has spent three decades exploring ancient sites in the mountain state and around the world. From basics about archaeology itself to the most perplexing of West Virginia discoveries including the Irish ogam-like petroglyphs Pyle's book uncovers an ongoing adventure in archaeology. A fasc...Call for more details

\$25.00

ITEM: 187

100 PAGES 8.5X11 INCHES
SOFTCOVER



Allaeochelys crassesculptata, Messel Turtle

The Messel Pit is a no longer used quarry near the village of Messel which is located about 35 km south east of Frankfurt, Germany. The quarry was used to mine bituminous shale. On December 9, 1995, the Messel Pit was declared a World Heritage site by UNESCO. The Messel Pit has been known for its fossils since about 1900, but was not seriously excavated for scientific study until the 1970's. The M...Call for more details

\$52.00

ITEM: 1379

10.5 X 10.25 INCHES
RESIN



Allognathosuchus, alligator crocodylian eggs

Allognathosuchus is an extinct genus of alligatorine crocodylian with a complicated taxonomic history. It was a medium-sized predator up to 1.5 m in length. This small alligatorine is known for its stout jaws and bulbous teeth, found near the rear of the tooth row in upper and lower jaws. These adaptations have historically been interpreted as having been for crushing mollusks. Isolated bulbous te...Call for more details

\$30.00

ITEM: 3307

2.75X1.25" EGGS ON 7X5" MATRIX
RESIN



Allosaurus , manus claw

Allosaurus manus claw, 3.75 inches. Allosaurus fragilis Location: Mesa County, Western Colorado, USA Formation: Morrison Late Jurassic, 149 MYA

\$80.00

ITEM: 1812

3.75 INCHES LONG
RESIN



Allosaurus Claw, record size hand claw

This 11.5 inch (around the outside curve) claw is the record size for this species of Jurassic terror. The average Allosaur claw measures only 7 inches.

Specs: Allosaurus fragilis. Jurassic (150 m.y.a.) Morrison Formation. Cleveland-Lloyd Quarry. Utah.

\$20.00

ITEM: 157

11.5" LONG

RESIN CAST



Allosaurus foot with base

Allosaurus (pronounced Al-oh-SAWR-us) Allosaurus, meaning "different lizard," was a huge, meat-eating dinosaur from the late Jurassic period, about 154 million to 144 million years ago. It was a theropod that lived in what is now the western United States. It was up to 40 feet long and weighed up to 4.5 tons. The skull was nearly 3 feet long and filled with dozens of serrated razor sharp teeth. It...Call for more details

\$570.00

ITEM: 1497

15" HIGH X 15" WIDE X 21" DEEP
RESIN



Allosaurus fragilis, claw of hand

Allosaurus (pronounced Al-oh-SAWR-us) Allosaurus, meaning "different lizard," was a huge, meat-eating dinosaur from the late Jurassic period, about 154 million to 144 million years ago. It was a theropod that lived in what is now the western United States. It was about 10.5 m long. The type species is A. fragilis. This replica claw is 7 inches long around the curve.

\$12.00

ITEM: 158

7 INCHES AROUND THE CURVE
RESIN



Allosaurus fragilis, tooth with root & serrations

Allosaurus (pronounced Al-oh-SAWR-us) Allosaurus, meaning "different lizard," was a huge, meat-eating dinosaur from the late Jurassic period, about 154 million to 144 million years ago. It was a theropod that lived in what is now the western United States. It was up to 40 feet long and weighed up to 4.5 tons. The skull was nearly 3 feet long and filled with dozens of serrated razor sharp teeth. It...Call for more details

\$12.00

ITEM: 1966

4 1/4 INCHES
RESIN



Allosaurus leg with armature, 7 feet long

Allosaurus leg with armature, 7 feet long. Scientific Name: *Allosaurus fragilis*
Location: Mesa County, Western Colorado, USA Formation: Morrison Age:
Jurassic, 149 MYA

\$3,500.00

ITEM: 1740

7 FEET LONG

RESIN



Allosaurus life-size juvenile model 10.5 feet long

CLICK PHOTOS TO ENLARGE The Allosaurus is 6 feet tall and 10.5 feet long set on a sturdy base. Allosaurus (pronounced AI-oh-SAWR-us) Allosaurus, meaning "different lizard," was a huge, meat-eating dinosaur from the late Jurassic period, about 154 million to 144 million years ago. It was a theropod that lived in what is now the western United States. It was up to 40 feet long ...Call for more details

\$2,600.00

ITEM: 2216

6 FEET HIGH X 10.5 FEET LONG

RESIN & FIBERGLASS



Allosaurus manus giant claw

Giant Allosaurus manus claw with base, 12 inches. *Allosaurus fragilis*
Location: Mesa County, Western Colorado, USA Formation: Morrison Late
Jurassic, 149 MYA

\$80.00

ITEM: 1801

12 INCHES LONG

RESIN



Allosaurus Skeleton LAST ONE

This large dinosaur skeleton model is over 1-1/2 feet long and is simply awesome! Constructed from polyresin and mounted on a solid wood base, this incredibly detailed Allosaurus dinosaur skeleton model is hand-painted with an acrylic resin for a natural and long-lasting finish. A solid brass plaque engraved with the Allosaurus name accents the elegant red-mahogany-finished base. Sc...Call for more details

\$399.00

ITEM: 669

19.3 IN. LONG X 10.8 IN. HIGH

POLYRESIN MODEL



Allosaurus skull with Detached Lower Jaw & Stand

Full skull from the Upper Jurassic Morrison Formation, Cleveland-Lloyd Quarry, Utah. Allosaurus (pronounced Al-oh-SAWR-us) Allosaurus, meaning "different lizard," was a huge, meat-eating dinosaur from the late Jurassic period, about 154 million to 144 million years ago. It was a theropod that lived in what is now the western United States. It was up to 40 feet long and weighed up to...Call for more details

\$1,995.00

ITEM: 369

33" LONG X 12" WIDE X 18" HIGH
RESIN & FIBERGLASS



Allosaurus, 3rd finger

Allosaurus finger small 3rd digit, 6 inches long. Scientific Name: Allosaurus fragilis Location: Mesa County, Western Colorado, USA Formation: Morrison Age: Jurassic, 149 MYA

\$50.00

ITEM: 1742

6 INCHES LONG
RESIN



Allosaurus, brain endocast

This is a brain endocast of Allosaurus. An endocast or endocranial cast is a cast made of the mold formed by the impression the brain makes on the inside of the neurocranium (braincase), providing a replica of the brain with most of the details of its outer surface. Endocasts can also form naturally, when sediments fill the empty skull, after which the skull is destroyed and the cast fossilized. S...Call for more details

\$42.00

ITEM: 1022

7 INCHES
RESIN



Allosaurus, complete arm with hand

Allosaurus arm, w/ base approx. 34 inches long. Scientific Name: Allosaurus fragilis Location: Mesa County, Western Colorado, USA Formation: Morrison Age: Jurassic, 149 MYA

\$675.00

ITEM: 1741

34 INCHES LONG
RESIN



Allosaurus, complete hand with base

Allosaurus Hand with base, 15.5 inches long. Scientific Name: Allosaurus fragilis Formation: Morrison Age: Jurassic, 149 MYA

\$300.00

ITEM: 1743

15.5 INCHES LONG

RESIN



Allosaurus, humerus bone

Location: Colorado, USA Formation: Morrison Age: Late Jurassic, 149 Million Years

\$152.00

ITEM: 287

15 INCHES LONG

RESIN



Allosaurus, maxilla with teeth

Allosaurus maxilla with erupting teeth 12" \$90 Scientific name: Allosaurus fragilis Location: Wyoming, USA Fromation: Morrison

\$180.00

ITEM: 1499

12' LONG

RESIN



Allosaurus, pes claw


Allosaurus pes claw with base 6 inches long. Allosaurus fragilis Location: Mesa County, Western Colorado, USA Formation: Morrison Late Jurassic, 149 MYA

\$20.00

ITEM: 1744

6 INCHES LONG

RESIN



Amber by Andrew Ross

WAS 29.95 NOW ONLY \$18 Amber gives a fascinating overview of this prehistoric substance and its fossilized inclusions. Written by the Museum's Curator of Fossil Arthropods, the book describes how amber is formed from the resin of ancient trees, and where in the world this remarkable material can be found. It tells how to distinguish genuine amber from fake, describes its many uses...Call for more details

\$18.00

ITEM: 1442

112 PAGES 7.75 X 10.25 INCHES
HARD COVER



American Dinosaur Egg *Orodromeus makelai*

Most dinosaur eggs are found in China or Patagonia. This is a direct cast replica of an American dinosaur egg found at "Egg Mountain" in Montana. The last two photos on the right show shell detail. The egg is somewhat flattened. The remains of *Orodromeus* eggs were discovered by Robert Makela during the excavation in Teton County, Montana, of the Egg Mountain brooding colony of a...Call for more details

\$20.00

ITEM: 3015

4 X 3 X 1 INCHES
SOLID RESIN



Ammonites, 5 species

This wonderful mortality plate has 5 species of ammonites. *Placentoceras intercalare* 8.5 inches across *Baculites compressus/cuneatus* *Holoscaphites landesi* *Jeletzkytes brevis* *Rhaeboceras halli* They are from the Upper Cambrian, Fox Hills Formation of South Dakota, USA The largest ammonite, *Placentoceras* is 8.5 inches across.

\$377.00

ITEM: 1187

12X9.5"
POLYRESIN



Ancyloceras, heteromorph ammonite

Ancyloceras is an extinct genus of heteromorph ammonites found in the marine strata of Europe and Morocco dating to the Lower Cretaceous, from 117-113 million years ago. *Ancyloceras* ammonites are known as heteromorph shaped, with a partly uncoiled shell and the aperture directed toward the coiled part. Most ammonites are homomorph, as they maintain the same shape throughout the grow...Call for more details

\$999.00

ITEM: 3149

17 X 11 X 8 INCHES
AUTHENTIC FOSSIL



Andalusia sp. Trilobite

This replica Andalusia is a genus of Holmidae trilobite found in the Cambrian age rocks of Morocco. They are 542-488 million years old. Trilobites are very well-known, and possibly the second-most famous fossil group after the dinosaurs with some 15,000 known species. Trilobites are extinct arthropods that form the class Trilobita. They appeared at the start of the Cambrian period a...Call for more details

\$25.00

ITEM: 3008

7 INCH ON 8.25 INCH MATRIX
RESIN



Anhanguera blittersdorfi, pterosaur skull

Pterosaur Skull w/base, 24 inches long. Scientific Name: Anhanguera blittersdorfi Location: Brazil Specimen: Wyoming Dinosaur Center, Thermopolis, Wyoming, USA Formation: Santana Age: Early Cretaceous, 120 MYA

\$CALL

ITEM: 1748

24 INCHES LONG
RESIN



Anhanguera blittersdorfi. pterosaur

Anhanguera blittersdorfi Measurements: wingspan 13 feet. Specimen: Wyoming Dinosaur Center Early Cretaceous, 120 MYA, Santana Formation of Brazil. The flying pose \$8000 The terrestrial pose \$8000 The unassembled kit is \$4700

\$8,000.00

ITEM: 1747

13 FEET WINGSPAN
RESIN



ANIMAL SKULLS PENCIL TOPS

ANIMAL SKULLS PENCIL TOP A proven winner for the Back to School season and beyond. This a collection of 12 animal skull pencil tops. Skulls vary and there are some duplicate skulls in each dozen. Skulls very detailed are up to 2 inches.

\$8.00

ITEM: 3155

UP TO 2 INCHES
RUBBER



Ankylosaurus bones, scutes, osteoderms, spike, vertebra (6 p...

New Ankylosaurus Discovery Our research team has discovered several dozen pieces of an Ankylosaurus, one of the rarest of Cretaceous dinosaurs.

Now for the first time you can own direct casts of some of the best pieces. They are cast in very dense hydrostone and finished with actual dig site matrix so that it is very difficult to tell the casts from the actual bones. This first offe...Call for more details

\$200.00

ITEM: 2916

UP TO 8 X 8 INCHES
RESIN



Ankylosaurus life like model

Constructed from polyresin and standing atop a removable solid wood base, this extremely realistic Ankylosaurus finished dinosaur model looks simply amazing. Highly detailed and hand-painted with an acrylic resin, this impressive dinosaur model has a very natural and life-like appearance. A solid brass plaque engraved with the Ankylosaurus name accents the elegant red-mahogany-finished base....Call for more details

\$69.00

ITEM: 620

10 7/8 IN. L X 4 1/8 IN. H
POLYRESIN MODEL



Ankylosaurus, 2 arge osteoderm plates

Ankylosaurus was a large animal by modern standards, estimated at lengths of 30 feet and weighing up to 6 tones. However, following a significant redescription of the fossils in 2004, a much smaller size has been suggested, based on the largest known skull, at 64.5 cm (25.4 inches) long and 74.5 cm (29.3 inches) wide, the whole animal was estimated at 6.25 m (20.5 feet) long, 1.5m (4.9 feet) wide ...Call for more details

\$100.00

ITEM: 3357

9.75 X 6 X 4 INCHES
HOLLOW RESIN



Ankylosaurus, armored scute plate, Cretaceous

Ankylosaurus had a tail club that was composed of several large osteoderms, or bony lumps, which were fused to the last few tail vertebra. Its heavyweight was supported by the last seven tail vertebrae, which interlocked to form a stiff rod at the base of the club and were themselves supported by thick bony tendons. These allowed great force to be transmitted to the club which could be a devastat...Call for more details

\$50.00

ITEM: 2153

5 INCHES LONG, 2 INCHES THICK
SOLID RESIN



Ankylosaurus, large osteoderm plate

New Ankylosaurus Discovery Our research team has discovered several dozen pieces of an Ankylosaurus, one of the rarest of Cretaceous dinosaurs.

Now for the first time you can own direct casts of some of the best pieces.

They are cast in very dense hydrostone and finished with actual dig site matrix so that it is very difficult to tell the casts from the actual bones. This first offer...Call for more details

\$75.00

ITEM: 2846

8 X 8 INCHES

RESIN



Ankylosaurus, large osteoderm plate

Ankylosaurus was a large animal by modern standards, estimated at lengths of 30 feet and weighing up to 6 tons. However, following a significant redescription of the fossils in 2004, a much smaller size has been suggested, based on the largest known skull, at 64.5 cm (25.4 inches) long and 74.5 cm (29.3 inches) wide, the whole animal was estimated at 6.25 m (20.5 feet) long, 1.5m (4.9 feet) wide ...Call for more details

\$75.00

ITEM: 3054

10 X 8.5 X 3 INCHES

RESIN



Ankylosaurus, osteoderm spike

New Ankylosaurus Discovery Our research team has discovered several dozen pieces of an Ankylosaurus, one of the rarest of Cretaceous dinosaurs.

Now for the first time you can own direct casts of some of the best pieces.

They are cast in very dense hydrostone and finished with actual dig site matrix so that it is very difficult to tell the casts from the actual bones. This first offer...Call for more details

\$50.00

ITEM: 2845

6 X 4 INCHES

RESIN/FIBERGLASS



Ankylosaurus, osteoderm, scute

New Ankylosaurus Discovery Our research team has discovered several dozen pieces of an Ankylosaurus, one of the rarest of Cretaceous dinosaurs.

Now for the first time you can own direct casts of some of the best pieces.

They are cast in very dense hydrostone and finished with actual dig site matrix so that it is very difficult to tell the casts from the actual bones. This first offer...Call for more details

\$30.00

ITEM: 2847

5.5 X 4 INCHES

RESIN



Ankylosaurus, osteoderm, scute

New Ankylosaurus Discovery Our research team has discovered several dozen pieces of an Ankylosaurus, one of the rarest of Cretaceous dinosaurs. Now for the first time you can own direct casts of some of the best pieces. They are cast in very dense hydrostone and finished with actual dig site matrix so that it is very difficult to tell the casts from the actual bones. This first offer...Call for more details

\$30.00

ITEM: 2848

5 X 4 INCHES

RESIN



Ankylosaurus, osteoderm, scute

New Ankylosaurus Discovery Our research team has discovered several dozen pieces of an Ankylosaurus, one of the rarest of Cretaceous dinosaurs. Now for the first time you can own direct casts of some of the best pieces. They are cast in very dense hydrostone and finished with actual dig site matrix so that it is very difficult to tell the casts from the actual bones. This first offer...Call for more details

\$10.00

ITEM: 2849

2 X 1.75 INCHES

RESIN



Ankylosaurus, vertebra

New Ankylosaurus Discovery Our research team has discovered several dozen pieces of an Ankylosaurus, one of the rarest of Cretaceous dinosaurs. Now for the first time you can own direct casts of some of the best pieces. They are cast in very dense hydrostone and finished with actual dig site matrix so that it is very difficult to tell the casts from the actual bones. This first offer...Call for more details

\$50.00

ITEM: 2820

8.5 X 4.5 INCHES

RESIN



Antanadactylus pricei, pterosaur

Articulated in matrix Location: Brazil Formation: Santana Age: Early Cretaceous, 120 MYA Specimen: From the Wyoming Dinosaur Center

\$1,000.00

ITEM: 1857

43 INCH PLAQUE

RESIN



Antiques & Uniques, Fossils, Rocks & Minerals Shop

Visit our shop located in the Antiques & Uniques mall located at 1867 Mileground Road, Morgantown, WV 26508 You'll find a large variety of our fossils, rock and minerals on display and for sale, many not shown on the website. Hours are: Monday, Wednesday, Thursday, Friday & Saturday 10-6 Sunday 12-4 Closed on Tuesdays Call t...Call for more details

\$0.00

ITEM: 2220



Antrimpos speciosus, shrimp

Antrimpos speciosus was a large Eucarid (shrimp) from the lithographic limestone beds of Solnhofen, Bavaria, Germany. These limestone beds are the result of a series of islands and shallow lagoons. The fine grained sediments in these lagoons produced nearly flawless remains of the plants and animals which fell or were washed into them as well as some of their natural residents. It possessed an elo...Call for more details

\$90.00

ITEM: 3141

11-3/4 X 9-1/2" X 1-1/2 INCHE
RESIN



Antrimpos speciosus, Solnhofen shrimp

This is a beautiful replica of Antrimpos speciosus. Antrimpos speciosus was a large Eucarid (shrimp) from the lithographic limestone beds of Solnhofen, Bavaria, Germany. (Late Jurassic 160-140 million years ago) These limestone beds are the result of a series of islands and shallow lagoons. The fine grained sediments in these lagoons produced nearly flawless remains of plant and ani...Call for more details

\$175.00

ITEM: 1181

11.75X9.5X1.5
POLY-RESIN



Apatosaurus Baby Model over 4 feet long

The Apatosaurus Dinosaur was one of the tallest and largest dinosaurs ever found. A member of the family Diplodocidae, a group of gigantic sauropod dinosaurs. The long, enormous neck, resembling a modern-day giraffe, allowed the Apatosaurus the height advantage to alarm other dinosaurs such as Supersaurus and Stegosaurus to oncoming danger from Jurassic predators. The life span of the average Apat...Call for more details

\$750.00

ITEM: 3372

51.5W X 17.5D X 24H INCHES
FIBERGLASS



Apatosaurus, caudal vertebra

This is a very nice caudal (tail) vertebra from the great Apatosaurus, sauropod dinosaur. It was found in Jurassic rocks of Wyoming

\$80.00

ITEM: 765

8 X 8.5 X 3.5 INCHES

RESIN



Apatosaurus, femur

Giant Apatosaurus Femur Late Jurassic, 145 MYA Morrison Formation of Moffat County, Colorado. Has teeth marks on both ends and broken, embedded Theropod teeth in bone shaft. Cast foam filled for durability Bone Cast. Includes stand.

\$3,100.00

ITEM: 1491

6 FEET, 1 INCH

RESIN



Apatosaurus, femur on stand

Sauropod of the Jurassic Dry Mesa. Display stand included. 66 inches long and stands 6 feet high on the stand. Wood Shipping Crate 74x24x21 inches 137 pounds

\$1,200.00

ITEM: 371

66 INCHES LONG

RESIN & FIBERGLAS, HOLLOW



Apatosaurus, giant hand claw

Formation: Morrison Location: Utah Late Jurassic, 149 Million Years 17 inches around the curve Apatosaurus was formerly known as Brontosaurus. It is you of the largest of the sauropds or long-neck dinosaurs. Apatosaurus was up to 70 feet long and weighed up to 33 tons. Each foot had 5 short toes. The forefoot had you large claw on the big toe while the hindfoot...Call for more details

\$150.00

ITEM: 286

17 INCHES AROUND THE CURVE

RESIN



Apatosaurus, ischium with teeth marks

Apatosaurus Ischium W/Teeth Marks 44.5 inches long. Scientific Name: Apatosaurus luisae Location: Colorado, USA Formation: Morrison Age: Late Jurassic, 150 MYA

\$1,000.00

ITEM: 1753

44.5 INCHES LONG

RESIN



Apatosaurus, life size model

Life Size Apatosaurus Model This life size Apatosaurus in the flesh model is made of strong, lightweight, hollow, fiberglass. It is 35 feet long and 15 feet high. These life size and sometimes whimsical dinosaur sculptures are the brainchild of artist Mark Cline. These dinosaurs are used in theme parks, exhibits, and businesses across the US. Each is made of sturdy fi...Call for more details

\$CALL

ITEM: 1952

35 FEET LONG X 15 FEET

FIBERGLAS



Apatosaurus, skeleton model

Apatosaurus Skeleton Model, 1/12th Scale by Philip Platt This 1/12th scale Apatosaurus skeleton was sculpted by dinosaur artist/engineer Phil Platt. The model was extensively and meticulously researched over a 10 year period from specimens in the Carnegie and other museum collections,. Each skeleton and model kit comes with The Apatosaurus Notebook containing the research and drawings done for the...Call for more details

\$CALL

ITEM: 1751

7 FEET LONG

RESIN



Apatosaurus, tail vertebra

Apatosaurus tail vertebra, w/chevron and base 35 1/2", \$450 Scientific Name: Apatosaurus sp. Location: Mesa County, Western Colorado, USA Formation: Morrison Age: Jurassic, 149 MYA

\$600.00

ITEM: 1495

35 INCHES HIGH

RESIN



Aragonite Crystal Collection

Aragonite Crystal Collection Literally thousands of specimens ranging in size from small needle crystals to clusters up to 10 inches. You can corner the market on this rare form. These specimens were collected in the 1950's at a locality no longer available. Call Bob at 304-296-7221 for further details and pricing. The photos here are just a very small sample of what ...Call for more details

\$CALL

ITEM: 1500

1000'S OF SPECIMENS
AUTHENTIC



Aragonite Crystals

NOTE THAT YOU WILL RECEIVE A SPECIMEN OF EQUAL OR BETTER QUALITY THAN THE ONE SHOWN Aragonite is a carbonate mineral, one of the two common, naturally occurring polymorphs of calcium carbonate, CaCO_3 . The other polymorph is the mineral calcite. Aragonite's crystal lattice differs from that of calcite, resulting in a different crystal shape, an orthorhombic system with acicular cryst...Call for more details

\$5.00

ITEM: 172

VARIOUS UP TO 4 INCHES
AUTHENTIC MINERAL



Aragonite Crystals

NOTE THAT YOU WILL RECEIVE A SPECIMEN OF EQUAL OR BETTER QUALITY THAN THE ONE SHOWN Aragonite is a carbonate mineral, one of the two common, naturally occurring polymorphs of calcium carbonate, CaCO_3 . The other polymorph is the mineral calcite. Aragonite's crystal lattice differs from that of calcite, resulting in a different crystal shape, an orthorhombic system with acicular cryst...Call for more details

\$5.00

ITEM: 1336

1 1/2 INCHES LONG
AUTHENTIC MINERAL SPECIMEN



Aragonite Crystals

Aragonite is a carbonate mineral, one of the two common, naturally occurring polymorphs of calcium carbonate, CaCO_3 . The other polymorph is the mineral calcite. Aragonite's crystal lattice differs from that of calcite, resulting in a different crystal shape, an orthorhombic system with acicular crystals. Repeated twinning results in pseudo-hexagonal forms. Aragonite may be columnar or fibrous, occ...Call for more details

\$7.00

ITEM: 1338

2 INCHES LONG
AUTHENTIC MINERAL SPECIMEN



Aragonite, 35 crystals per flat

35 Specimens of Aragonite Per Flat In 2x2 Inch Boxes. Aragonite is a carbonate mineral, one of the two common, naturally occurring polymorphs of calcium carbonate, CaCO_3 . The other polymorph is the mineral calcite. Aragonite's crystal lattice differs from that of calcite, resulting in a different crystal shape, an orthorhombic system with acicular crystals. Repeated twinning results ...Call for more details

\$17.00

ITEM: 1501

35 SPECIMENS

AUTHENTIC



Araucaria bidwellii, branch with cones

Middle - Upper Jurassic, approximately 164.7 - 155.7 million years ago.
Location: La Matilde Formation, Cero Cuadrado Petrified Forest, Patagonia, Argentina. Araucaria mirabilis is a species of extinct coniferous tree from Patagonia, Argentina. It belongs to a sub-genus of Araucaria called Bunya. Its closest living relative is Araucaria bidwellii, which is found in A...Call for more details

\$240.00

ITEM: 2424

8" X 6-3/4" X 3-3/4"

SOLID RESIN



Archaeopteryx lithographica First Bird MODEL Berlin Specimen

This is a scaled down detailed sculpture of Archaeopteryx one of the most famous fossils in the world. It was in fact a small dinosaur with feathers with other bird like anatomy. Paleontologists view Archaeopteryx as a transitional fossil between dinosaurs and modern birds. Only about 10 complete and partial specimens have been found. The original fossil from which this specimen is based is 14.5 x...Call for more details

\$60.00

ITEM: 3643

8.5 X 8.5 INCHES

RESIN



Archaeopteryx lithographica, first bird

What has reptilian teeth, a long bony tail, three clawed fingers on each forearm and...feathers? Archaeopteryx, of course. Sometimes referred to as the first bird we now understand Archaeopteryx to be part of a group related to the ancestors of modern birds. While Archaeopteryx had true feathers and could fly, the creature was mostly dinosaurian in form. Fewer than ten skeletons of ...Call for more details

\$250.00

ITEM: 52

14.5X18 INCHES

HIGH DENSITY POLYURETHANE



Archaeopteryx lithographica , the Munich Specimen

The Munich Archaeopteryx is the most recent specimen, it was discovered in 1992 and described by Peter Wellnhofer in 1993. Wellnhofer interpreted this specimen as a separate species, which he named Archaeopteryx bavarica. It is slightly larger than the Eichstätt specimen but smaller than the Berlin specimen. Despite being smaller than the Berlin specimen, the foot is just as big, and the tibia is ...Call for more details

\$195.00

ITEM: 842

17X22 INCHES

RESIN



Archaeopteryx lithographica , the Munich Specimen

The Munich Archaeopteryx is the most recent specimen, it was discovered in 1992 and described by Peter Wellnhofer in 1993. Wellnhofer interpreted this specimen as a separate species, which he named Archaeopteryx bavarica. It is slightly larger than the Eichstätt specimen but smaller than the Berlin specimen. Despite being smaller than the Berlin specimen, the foot is just as big, and the tibia is ...Call for more details

\$225.00

ITEM: 3663

17X22 INCHES

HIGH DENSITY POLYURETHANE



Archaeopteryx lithographica, Eichstätt Specimen

Found near Workerszell in 1951, it was described by P. Wellnhofer in 1974. This is the smallest of all the specimens, being some 2/3 the size of the others. It also differs in other aspects such as the tooth structure and the poorly ossified shoulder bones. It has been suggested that this is a separate genus, however the differences can also be ascribed to the possible juvenile stage of the...Call for more details

\$187.00

ITEM: 841

11X19 INCHES

RESIN



Archaeopteryx lithographica, Eichstätt Specimen A & B sides

Side A & B. See item 1397 for Side A or item 1396 Side B Found near Workerszell in 1951, it was described by P. Wellnhofer in 1974. This is the smallest of all the specimens, being some 2/3 the size of the others. It also differs in other aspects such as the tooth structure and the poorly ossified shoulder bones. It has been suggested that this is a separate genus, however the differences can also be ascribed to the possible juvenile stage of the...Call for more details

\$350.00

ITEM: 1399

11X19 A, 12.5X16 B INCHES

HIGH DENSITY POLYURETHANE



Archaeopteryx lithographica, Eichstatt Specimen A side

Side A. See item 1398 for Side B or item 1399 for both Side A&B Found near Workerszell in 1951, it was described by P. Wellnhofer in 1974. This is the smallest of all the specimens, being some 2/3 the size of the others. It also differs in other aspects such as the tooth structure and the poorly ossified shoulder bones. It has been suggested that this is a separate genus, however th...Call for more details

\$199.00

ITEM: 1397

11X19 INCHES

HIGH DENSITY POLYURETHANE



Archaeopteryx lithographica, Eichstatt Specimen B side

Side B. See item 1397 for Side A or item 1399 for both Side A&B Found near Workerszell in 1951, it was described by P. Wellnhofer in 1974. This is the smallest of all the specimens, being some 2/3 the size of the others. It also differs in other aspects such as the tooth structure and the poorly ossified shoulder bones. It has been suggested that this is a separate genus, however th...Call for more details

\$199.00

ITEM: 1396

12.5X16 INCHES

HIGH DENSITY POLYURETHANE



Archaeopteryx London Specimen

Found in 1861, near Langenaltheim. Probably the best known (together with the Berlin specimen). Its discovery was announced by H. v Meyer in 1861 and the specimen was subsequently bought by the British Museum of Natural History in London (under the instruction of Richard Owen). It cost 700 UK Pounds - a small fortune in those times, but for that price Owen also received just over a thousand other ...Call for more details

\$185.00

ITEM: 840

17 X 22 INCHES

RESIN



Archaeopteryx London Specimen

Found in 1861, near Langenaltheim. Probably the best known (together with the Berlin specimen). Its discovery was announced by H. v Meyer in 1861 and the specimen was subsequently bought by the British Museum of Natural History in London (under the instruction of Richard Owen). It cost 700 UK Pounds - a small fortune in those times, but for that price Owen also received just over a thousand other ...Call for more details

\$250.00

ITEM: 3662

17 X 22 INCHES

HIGH DENSITY POLYURETHANE



Archaeopteryx, Haarlem Specimen

This specimen consists of both A & B sides. The Haarlem Specimen (TM 6428/29, also known as the Teyler Specimen) was discovered in 1855 near Riedenburg, Germany and described as *Pterodactylus crassipes* in 1857 by von Meyer. It was reclassified in 1970 by John Ostrom and is currently located at the Teylers Museum in Haarlem, the Netherlands. It was the very first specimen, despite th...Call for more details

\$60.00

ITEM: 3601

6.5 X 4 INCHES EACH

RESIN



Archaeotherium, skull

Archaeotherium skull w/base 37" long, 38" wide. Scientific Name: Archaeotherium (megachoerus) zygomaticus Location: South Dakota, USA Formation: Brule Age: Oligocene, approx. 28 MYA

\$CALL

ITEM: 1754

37" LONG X 38" WIDE

RESIN



Archaehippus asper, spade fish with eggs

A fine complete female Spade Fish showing excellent detail including the body cavity filled with fossilised eggs. The white circle on the image at right shows the region of the eggs. They are small round bumps Archaehippus asper is an extinct spade fish belonging to the perciforms. They lived in the lower - middle Eocene (about 49 - 50 million years ago) and his fossil remains were...Call for more details

\$25.00

ITEM: 3573

8 X 5.5 INCHES

RESIN



Archiocidaris brownwoodensis, sea urchin

The Archiocidaris brownwoodensis sea urchins from the Brownwood Lake Spillway site were marine animals which died with their spines still attached. This is a rare occurrence. The mud, or current matrix, around these sea urchins was not disturbed after they died, leaving them nearly complete. Because of their nearly perfect condition it is assumed that their death was not caused by force, but from ...Call for more details

\$140.00

ITEM: 3183

10" X 9-1/2" X 1-3/8"

HIGH DENSITY POLYURETHANE



Arctodus simus, giant short-faced bear skull

Arctodus simus, also known as the giant short-faced bear, is an extinct species of bear. The genus Arctodus is known as the short-faced or bulldog bears. Arctodus simus is the largest bear, and more generally, the largest mammalian land carnivore within the last 20,000 years. It was native to prehistoric North America from about 800 thousand years ago, and became extinct about 12,500 years ago. It...Call for more details

\$750.00

ITEM: 1613

19.25"L X 12.25"W X 11.5"H
RESIN



Asaphiscus wheeleri, trilobite

From the Middle Cambrian of Utah. Trilobites are very well-known, and possibly the second-most famous fossil group after the dinosaurs with some 15,000 known species. Trilobites are extinct arthropods that form the class Trilobita. They appeared at the start of the Cambrian period and flourished throughout the lower Paleozoic era before beginning a drawn-out decline to extinction wh...Call for more details

\$12.00

ITEM: 2

4 INCHES
HYDROSTONE



Aspidella terranovica, Ediacaran Fauna

Aspidella terranovica Billings, 1872 was first described from the late Neoproterozoic Fermeuse Formation (St. John's Group) on the Avalon Peninsula of eastern Newfoundland, approximately 1km stratigraphically above the famous Ediacaran biota at Mistaken Point, and several kilometers below the base of the Cambrian. Aspidella has been reinterpreted perhaps more than any other Precambrian taxon, and ...Call for more details

\$24.00

ITEM: 2204

7.25 X 4.5 INCHES
SOLID RESIN



Astephus antiquus, Green River Catfish

Astephus antiquus is an extinct for of catfish found in the Green River Formation of Wyoming. These Eocene Age fossils are rare so your only chance to own one might be this replica.

\$50.00

ITEM: 1598

9.5 X 4 3/4 INCHES
RESIN



Asteroceras obtusum, ammonite

Ammonites are an extinct group of molluscs that are thought to be related to modern cephalopods such as octopus, squid and cuttlefish. They emerged during the early Devonian era (about 400 million years ago) and became extinct 65 million years ago at the end of the Cretaceous period. This Asteroceras obtusum fossil dates back to the Jurassic period (about 200-145 million years ago) and was found i...Call for more details

\$60.00

ITEM: 40

10" IN DIAMETER

RESIN & FIBERGLAS



Asterodermus platypterus, stingray

Asterodermus platypterus was a ray species that lived during the Jurassic period (200-145 million years ago). This ray shared the seas with Ichthyosarus and Plesiosaurs. Fossils of Asterodermus have been found in Britain, France, and Germany. Asterodermus is classified in the family Rhinobatidae. Living members of this family are often called guitarfishes. The original of this speci...Call for more details

\$80.00

ITEM: 1531

18X13 INCHES

RESIN SAND CAST



Asteroids, starfish

Starfish (scientifically known as Asteroids and Ophiuroids) first appear in the fossil record in the Lower Ordovician. They are members of the phylum Echinodermata, the largest phylum of strictly marine creatures. Starfish are included in this group along with animals such as sea urchins, sea cucumbers and sand dollars. Most living echinoderms have a five-fold symmetry called Pentameral. This ...Call for more details

\$32.00

ITEM: 1412

7.25 X 6 INCHES

RESIN



Atikokania (Archaeocyathid), Ediacaran Fauna

Archaeocyathid possibly the genus Atikokania sp. from the Lower Cambrian of Australia. Bruce Stinchcomb has a figure (3-26) in his book Worlds Oldest Fossils. Archaeocyathids are most likely a form related to an extinct kingdom separate from either our current animal or plant kingdoms. This specimen was acid etched and cast to show top and side views of the structure. The Vendian...Call for more details

\$14.00

ITEM: 1971

3 INCHES

SOLID RESIN



Atlasaurus Dinosaur Bone Pendant

Atlasaurus imelakai was a quadrupedal herbivorous sauropod. This sauropod was discovered in Morocco's Atlas Mountains. It was a massive dinosaur measuring up to 50 feet in length and weighing between 10-15 tons. The unusually long legs of Atlasaurus- longer than any other known genus of sauropod--point to its unmistakable kinship with the North American and Eurasian Brachiosaurus, of which it seem...Call for more details

\$12.00

ITEM: 3931

1.75 INCH BONE ON CORD
AUTHENTIC DINOSAUR BONE



Atractosteus strausi , fish

The Messel Pit is a no longer used quarry near the village of Messel which is located about 35 km south east of Frankfurt, Germany. The quarry was used to mine bituminous shale. On December 9, 1995, the Messel Pit was declared a World Heritage site by UNESCO. The Messel Pit has been known for its fossils since about 1900, but was not seriously excavated for scientific study until the 1970's. The M...Call for more details

\$99.00

ITEM: 1898

11-1/2" X 5-1/4" X 1"
POLYRESIN



Australopithecus aethopicus, the BLACK skull

The Black Skull Australopithecus aethopicus The Manganese (black) stained cranium was found at Lake Turkana, in northern Kenya, Africa. It has been dated to 2.5 million years. This specimen is a direct cast replica from the original skull.

\$137.00

ITEM: 1553

6.5 INCHES LONG
RESIN

Australopithecus africanus Taung child skull

\$0.00

ITEM: 1202



Australopithecus africanus, Mrs. Ples skull

Mrs. Ples is the popular nickname for the most complete skull of an Australopithecus africanus specimen ever found in South Africa. Many fossils of this species, which are considered to be the distant relatives of all humankind, have been found in the Sterkfontein area, in what has been designated the Cradle of Humankind World Heritage Site, which is situated approximately 70 kilometres southwest ...Call for more details

\$162.00

ITEM: 1554

6 INCHES LONG

RESIN



Australopithecus africanus, Taung child reconstruction

The Australopithecus africanus Skull (Taung Child) was discovered by M. de Bruyn in Taung, South Africa in 1924. It is believed to be 2.3 million years old. Anatomy professor Raymond Dart identified this juvenile skull as a new genus and species of hominid in 1925 in Nature (Australopithecus africanus, which means "southern ape of Africa"). Dart considered his new man-like ape to be intermediate b...Call for more details

\$160.00

ITEM: 1565

4 INCHES HIGH

RESIN



Australopithecus africanus, Taung child skull with brain end...

Australopithecus africanus Taung Child Early Human Skull & Brain Endocast
This is a resin replica of the original Taung Child the fossilized skull of a young Australopithecus africanus individual. It was discovered in 1924 by quarrymen working for the Northern Lime Company in Taung, South Africa. Raymond Dart, an anatomist at the University of Witwatersrand, received the foss...Call for more details

\$135.00

ITEM: 1564

4 INCHES HIGH

RESIN



Australopithecus boisei aka, Paranthropus, aka, Zinjanthropu...

2.4-1.4 Million Years Ago Australopithecus boisei aka, Paranthropus, aka, Zinjanthropus was an early hominin, described as the largest of the Paranthropus genus (robust australopithecines). It lived in Eastern Africa during the Pleistocene epoch from about 2.4 until about 1.4 million years ago. First discovered by anthropologist Mary Leakey on July 17, 1959, at Olduvai Gorge, Tanzan...Call for more details

\$235.00

ITEM: 1566

8 INCHES HIGH

RESIN

Australopithecus robustus ☐ **Australopithicus robustus****\$0.00**

ITEM: 3116

**Australopithecus, early human bust**

This is a bust reconstruction of Australopithecus as it may have appeared some 3.5 million years ago in Africa. Australopithecus is an extinct hominid which lived between 3.9 and 2.9 million years ago. Their eyes are made of paper and glued on.

\$125.00

ITEM: 866

LIFE-SIZE 15.5 X 13 INCHES

RESIN

**Authentic 6 Gram Meteorite, IRON NICKEL, CAMPO del CIELO, SP...**

Each Meteorite may vary in shape but all are at least 6 grams. Each meteorite measures about 1/2 to 3/4 inches long. Comes in an attractive acrylic display box 3x2x1/2 inch. The weight is approximately 6 grams. The composition is about 93% iron, 6% nickel, and 1% other materials. Meteorites are stones that originate in outer space from p...Call for more details

\$15.00

ITEM: 2087

1/2 TO 3/4 INCHES

AUTHENTIC METEORITE

**Authentic Baby Knightia eocaena Green River Fossil Fish in A...**

This is a true example of an authentic Knightia eocaena Green River Fossil Fish from Kemmerer, Wyoming. It is Eocene Age approximately 53-48 million years old. Your specimen may be slightly smaller or larger. Your authentic specimen comes in a 3.5 x 2.5-inch acrylic display case with a detailed description of your specimen. Every fossil is one of a kind, unique. Your authentic fossil will be simil...Call for more details

\$12.00

ITEM: 4066

1.5 TO 2 INCH FISH

AUTHENTIC FOSSIL FISH



Authentic Belemnite, Belemnitella americana, in Acrylic Disp...

This is an example of the authentic fossil Belemnite you will receive. Your specimen may be slightly smaller or larger. Your authentic specimen comes in a 3.5 x 2.5-inch acrylic display case with a detailed description of your specimen. Every fossil is one of a kind, unique. Your authentic fossil will be similar to the one shown in the photos. If you are not completely satisfied with your specimen...Call for more details

\$6.00
ITEM: 4049

2 TO 3 INCHES
AUTHENTIC FOSSIL



Authentic Carcharodontosaurus tooth in Acrylic Display Case

This is the actual authentic Carcharodontosaurus tooth you will receive. Your authentic specimen comes in a 3.5 x 2.5-inch acrylic display case with a detailed description of your specimen. Every fossil is one of a kind, unique. Your authentic fossil will be similar to the one shown in the photos. If you are not completely satisfied with your specimen you can return it for a full refund minus the ...Call for more details

\$125.00
ITEM: 1729

1 3/4 INCHES
AUTHENTIC FOSSIL



Authentic Carcharodontosaurus tooth in Acrylic Display Case

This is the actual authentic Carcharodontosaurus tooth you will receive. Your authentic specimen comes in a 3.5 x 2.5-inch acrylic display case with a detailed description of your specimen. Every fossil is one of a kind, unique. Your authentic fossil will be similar to the one shown in the photos. If you are not completely satisfied with your specimen you can return it for a full refund minus the ...Call for more details

\$175.00
ITEM: 1730

2.5 INCHES
AUTHENTIC FOSSIL



Authentic Carcharodontosaurus tooth in Acrylic Display Case

This is the actual authentic Carcharodontosaurus tooth you will receive. Your authentic specimen comes in a 3.5 x 2.5-inch acrylic display case with a detailed description of your specimen. Every fossil is one of a kind, unique. Your authentic fossil will be similar to the one shown in the photos. If you are not completely satisfied with your specimen you can return it for a full refund minus the ...Call for more details

\$100.00
ITEM: 1731

1 1/8 INCHES
AUTHENTIC FOSSIL



Authentic Carcharodontosaurus tooth with Serrations in Acryl...

This is the actual authentic Carcharodontosaurus tooth you will receive. Your authentic specimen comes in a 3.5 x 2.5-inch acrylic display case with a detailed description of your specimen. Every fossil is one of a kind, unique. Your authentic fossil will be similar to the one shown in the photos. If you are not completely satisfied with your specimen you can return it for a full refund minus the ...Call for more details

\$75.00

ITEM: 1728

1 INCH

AUTHENTIC FOSSIL



Authentic Dinosaur Coprolite Earrings

Dinosaur Coprolite (Poop) Earrings Silver Plated No Two Are Alike You are buying earrings similar to those pictured. These are examples of the earrings you will receive. No Two Are Alike. The beautifully unique stones in these earrings are made from authentic real fossil dinosaur poop. The formal name of fossil poop, dung or scat is Copro...Call for more details

\$17.00

ITEM: 3951

3/4 TO 1/25 INCHES

AUTHENTIC DINOSAUR COPRILITE



Authentic Dinosaur Coprolite Pendant

Authentic Fossil Dinosaur Coprolite (Poop) Pendant Silver Plated 18&€• Chain No Two Are Alike Pictured are examples of a pendant similar to what you will receive. No Two Are Alike. The beautifully unique stone in this pendant is made from authentic real fossil dinosaur poop. The formal name of fossil poop, dung or scat is Coprolite. It wa...Call for more details

\$17.00

ITEM: 3950

3/4 TO 1/25 INCHES

AUTHENTIC DINOSAUR COPRILITE



Authentic Elasmosaurus Tooth (example) In Acrylic Display Case

You are buying 1 authentic Elasmosaurus tooth approximately 80 million years old, similar in size and condition to the one pictured here. It may be slightly smaller or larger than the one pictured here. Your authentic fossil specimen comes in a 3.5 x 2.5-inch acrylic display case with a detailed description of your specimen. Every fossil is one of a kind, unique. Your authentic fossil will be simi...Call for more details

\$40.00

ITEM: 4031

APPROXIMATELY 1.75-3 INCHES

AUTHENTIC FOSSIL



Authentic Elrathia kingii, trilobite (sample) In Acrylic Dis...

You are buying 1 authentic Elrathia trilobite approximately 510 million years old, similar in size and condition to the one pictured here. It may be slightly smaller or larger than the one pictured here. Your authentic fossil specimen comes in a 3.5 x 2.5-inch acrylic display case with a detailed description of your specimen. Every fossil is one of a kind, unique. Your authentic fossil will be sim...Call for more details

\$12.00

ITEM: 4032

APPROXIMATELY 1/2 TO 1 INCH
AUTHENTIC FOSSIL



Authentic Fossil Ammonite Cleoniceras cleon in Acrylic Displ...

This is an example of the authentic fossil Ammonite you will receive. This specimen has been cut and polished to show the chamber details. Your specimen may be slightly smaller or larger. Your authentic specimen comes in a 3.5 x 2.5-inch acrylic display case with a detailed description of your specimen. Every fossil is one of a kind, unique. Your authentic fossil will be similar to the one shown i...Call for more details

\$10.00

ITEM: 4050

2 TO 3 INCHES
AUTHENTIC FOSSIL



Authentic Fossil Mosasaurus Tooth in Acrylic Display Case

This is an example of the authentic Fossil Mosasaurus Tooth you will receive. Your specimen may be slightly smaller or larger. Your authentic specimen comes in a 3.5 x 2.5-inch acrylic display case with a detailed description of your specimen. Every fossil is one of a kind, unique. Your authentic fossil will be similar to the one shown in the photos. If you are not completely satisfied with your s...Call for more details

\$20.00

ITEM: 4058

.75 TO 1.5 INCHES
AUTHENTIC FOSSIL



Authentic Fossil Shark Tooth Carcharocles auriculatus

This is your opportunity to own an authentic fossil shark tooth. Imagine holding this tooth in your hand. Envision the power of the living animal that once had this tooth. Feel the serrated edges that cut through flesh and bone. Imagine the bone crushing force of its bite. Hold this tooth in your hand and know the terror its prey must have felt millions of years ago. Sharks continua...Call for more details

\$75.00

ITEM: 3505

3 INCHES
AUTHENTIC FOSSIL



Authentic Fossil Shark Tooth *Carcharocles auriculatus*

This is your opportunity to own an authentic fossil shark tooth. Imagine holding this tooth in your hand. Envision the power of the living animal that once had this tooth. Feel the serrated edges that cut through flesh and bone. Imagine the bone crushing force of its bite. Hold this tooth in your hand and know the terror its prey must have felt millions of years ago. Sharks continua...Call for more details

\$75.00

ITEM: 3506

2.89 INCHES

AUTHENTIC FOSSIL



Authentic Fossil Shark Tooth *Carcharocles auriculatus*

This is your opportunity to own an authentic fossil shark tooth. Imagine holding this tooth in your hand. Envision the power of the living animal that once had this tooth. Feel the serrated edges that cut through flesh and bone. Imagine the bone crushing force of its bite. Hold this tooth in your hand and know the terror its prey must have felt millions of years ago. Sharks continua...Call for more details

\$75.00

ITEM: 3508

2.81 INCHES

AUTHENTIC FOSSIL



Authentic Fossil Shark Vertebra in Acrylic Case

This is an example of the authentic fossil shark vertebra you will receive. Your specimen may be slightly smaller or larger. Your authentic specimen comes in a 3.5 x 2.5-inch acrylic display case with a detailed description of your specimen. Every fossil is one of a kind, unique. Your authentic fossil will be similar to the one shown in the photos. If you are not completely satisfied with your spe...Call for more details

\$6.00

ITEM: 4048

.75 TO 1.5 INCHES

AUTHENTIC FOSSIL



Authentic Fossil Stingray Teeth in Acrylic Display Case

This is an example of the authentic fossil Stingray Teeth you will receive. This specimen has been cut and polished to show the chamber details. Your specimen may be slightly smaller or larger. Your authentic specimen comes in a 3.5 x 2.5-inch acrylic display case with a detailed description of your specimen. Every fossil is one of a kind, unique. Your authentic fossil will be similar to the one s...Call for more details

\$8.00

ITEM: 4052

5/8 TO 3/4 INCH

AUTHENTIC FOSSIL



Authentic Fossil Turtle Coprolite in Acrylic Display Case

This is an example of the authentic fossil Turtle Coprolite, poop or dung you will receive. Your specimen may be slightly smaller or larger. Your authentic specimen comes in a 3.5 x 2.5-inch acrylic display case with a detailed description of your specimen. Every fossil is one of a kind, unique. Your authentic fossil will be similar to the one shown in the photos. If you are not completely satisfi...Call for more details

\$8.00

ITEM: 4051

2 TO 3 INCHES

AUTHENTIC FOSSIL



Authentic Hadrosaur Dinosaur Fossil Bone

Authentic Hadrosaur Dinosaur Fossil Bone From the Late Cretaceous Hell Creek Formation of South Dakota, 67-68 Million Years Old Comes With Free 8 x 6 x 3/4 Inch Riker Display Case Hadrosaurs (meaning "bulky lizards") were the family of duck-billed herbivorous dinosaurs. They were the most common dinosaur. Hadrosaurs ranged ...Call for more details

\$40.00

ITEM: 3717

SEE SCALE ON PHOTOS

AUTHENTIC FOSSIL



Authentic Hadrosaur Dinosaur Fossil Jaw Section

Authentic Hadrosaur Dinosaur Fossil Jaw Section From the Late Cretaceous Hell Creek Formation of South Dakota, 67-68 Million Years Old Comes With Free 8 x 6 x 2 Inch Riker Display Case Hadrosaurs (meaning "bulky lizards") were the family of duck-billed herbivorous dinosaurs. They were the most common dinosaur. Hadrosaurs ra...Call for more details

\$75.00

ITEM: 3713

SEE SCALE ON PHOTOS

AUTHENTIC FOSSIL



Authentic Ichthyodectes Fish Vertebra

This specimen was found in the Cretaceous Age Niobrara Formation, Smoky Hill Chalk, Grove County, Kansas Ichthyodectes is a 4-metre long ichthyodectid fish. It lived in the Western Interior Seaway of North America during the late Cretaceous. It was closely related to the 4 to 6 metre long Xiphactinus audax, and the 2-metre long Gillicus arcuatus, and like other ichthyodectids, it i...Call for more details

\$25.00

ITEM: 3712

SEE SCALE ON PHOTOS

AUTHENTIC FOSSIL



Authentic Ichthyodectes Fish Vertebra

This specimen was found in the Cretaceous Age Niobrara Formation, Smoky Hill Chalk, Grove County, Kansas. Ichthyodectes is a 4-metre long ichthyodectid fish. It lived in the Western Interior Seaway of North America during the late Cretaceous. It was closely related to the 4 to 6 metre long Xiphactinus audax, and the 2-metre long Gillicus arcuatus, and like other ichthyodectids, it i...Call for more details

\$25.00

ITEM: 3715

SEE SCALE ON PHOTOS
AUTHENTIC FOSSIL

Authentic Macharionus giganteus canine (saber-tooth cat)

This is your opportunity to own an authentic saber-tooth cat canine tooth. Imagine holding this tooth in your hand. Envision the power of the living animal that once had this tooth. Feel the serrated edges that cut through flesh and bone. Imagine the crushing force of its bite. Hold this tooth in your hand and know the terror its prey must have felt some 5 million years ago. Prehist...Call for more details

\$4,800.00

ITEM: 3402

6 X 1.5 INCHES
AUTHENTIC FOSSIL

Authentic Mosasaurs Bones, Vertebra or Back Bones



These authentic Mosasaurs bones are vertebra or back bones found in Morocco. They are still in the plaster jacket used to safely collect and preserve the fossilized bones. The top of the plaster jacket has been removed to reveal the bones just as they were found. This makes a very nice display or if you have the tools and skills you could prepare the bones out of the matrix and make your own displ...Call for more details

\$1,750.00

ITEM: 3263

44 X 15 X 7.5 INCHES
AUTHENTIC FOSSIL



Authentic Onchopristis Sawfish Barb in Acrylic Display Case

This is an example of the authentic Fossil Sawfish Rostral Barb you will receive. Your specimen may be slightly smaller or larger. Your authentic specimen comes in a 3.5 x 2.5-inch acrylic display case with a detailed description of your specimen. Every fossil is one of a kind, unique. Your authentic fossil will be similar to the one shown in the photos. If you are not completely satisfied with yo...Call for more details

\$20.00

ITEM: 4059

2 TO 3 INCHES
AUTHENTIC FOSSIL



Authentic Oreodont Bone in Acrylic Display Case

This is an example of the authentic Oreodont bone you will receive. Your specimen may be slightly smaller or larger. Your authentic specimen comes in a 3.5 x 2.5-inch acrylic display case with a detailed description of your specimen. Every fossil is one of a kind, unique. Your authentic fossil will be similar to the one shown in the photos. If you are not completely satisfied with your specimen yo...Call for more details

\$8.00

ITEM: 4047

2 TO 3 INCHES
AUTHENTIC FOSSIL



Authentic Oviraptor Dinosaur Fossil Eggshell in Display Case...

You are buying 3-4 pieces of authentic Oviraptor dinosaur eggshell similar in size and condition to the one pictured here. Every fossil is one of a kind, unique. Your authentic fossil will be similar the one shown in the photos. They vary in size from 1/4 to 1-inch maximum diagonal measure. In some cases, you may receive 2-3 pieces of smaller eggshell. Your authentic fossil specimen...Call for more details

\$15.00

ITEM: 3949

1/4 TO 1 INCH MAXIMUM DIAGONAL
AUTHENTIC DINOSAUR EGGSHELL



Authentic Paleolama mirifica Toe Bone in Acrylic Display Cas...

This is an example of the authentic Paleolama mirifica toe bone you will receive. Your specimen may be slightly smaller or larger. Your authentic specimen comes in a 3.5 x 2.5-inch acrylic display case with a detailed description of your specimen. Every fossil is one of a kind, unique. Your authentic fossil will be similar to the one shown in the photos. If you are not completely satisfied with yo...Call for more details

\$12.00

ITEM: 4062

2.5 TO 3.5 INCHES
AUTHENTIC FOSSIL



Authentic Paleolithic Flint Tool Chopper in Acrylic Display ...

This is an example of the authentic Paleolithic Age Flint Tool you will receive. Your specimen may be slightly smaller or larger. Your authentic specimen comes in a 3.5 x 2.5-inch acrylic display case with a detailed description of your specimen. Every fossil is one of a kind, unique. Your authentic fossil will be similar to the one shown in the photos. If you are not completely satisfied with you...Call for more details

\$10.00

ITEM: 4055

2 TO 3 INCHES
AUTHENTIC STONE TOOL



Authentic Paleolithic Flint Tool in Acrylic Display Case

This is an example of the authentic Paleolithic Age Flint Tool you will receive. Your specimen may be slightly smaller or larger. Your authentic specimen comes in a 3.5 x 2.5-inch acrylic display case with a detailed description of your specimen. Every fossil is one of a kind, unique. Your authentic fossil will be similar to the one shown in the photos. If you are not completely satisfied with you...Call for more details

\$10.00
ITEM: 4056

2 TO 3 INCHES
AUTHENTIC STONE TOOL



Authentic Partial Megalodon Tooth in Acrylic Display Case

This is a true example of authentic partial Megalodon tooth you will receive. Your specimen may be slightly smaller or larger. Your authentic specimen comes in a 3.5 x 2.5-inch acrylic display case with a detailed description of your specimen. Every fossil is one of a kind, unique. Your authentic fossil will be similar to the one shown in the photos. If you are not completely satisfied with your s...Call for more details

\$12.00
ITEM: 4065

3 TO 4 INCHES
AUTHENTIC FOSSIL



Authentic Pleistocene Deer *Odocoileus virginianus*, Calcanium...

This is an example of the authentic Pleistocene Age *Odocoileus virginianus* Calcanium bone you will receive. Your specimen may be slightly smaller or larger. Your authentic specimen comes in a 3.5 x 2.5-inch acrylic display case with a detailed description of your specimen. Every fossil is one of a kind, unique. Your authentic fossil will be similar to the one shown in the photos. If you are not co...Call for more details

\$12.00
ITEM: 4060

2 TO 3 INCHES
AUTHENTIC FOSSIL



Authentic Pleistocene Deer *Odocoileus virginianus*, Jaw in Ac...

This is an example of the authentic Pleistocene Age *Odocoileus virginianus* Jaw with teeth you will receive. Your specimen may be slightly smaller or larger. Your authentic specimen comes in a 3.5 x 2.5-inch acrylic display case with a detailed description of your specimen. Every fossil is one of a kind, unique. Your authentic fossil will be similar to the one shown in the photos. If you are not co...Call for more details

\$12.00
ITEM: 4061

2 TO 3 INCHES
AUTHENTIC FOSSIL



Authentic Pleistocene Horse Tooth in Acrylic Display Case

This is an example of the authentic Pleistocene Fossil Horse Tooth you will receive. Your specimen may be slightly smaller or larger. Your authentic specimen comes in a 3.5 x 2.5-inch acrylic display case with a detailed description of your specimen. Every fossil is one of a kind, unique. Your authentic fossil will be similar to the one shown in the photos. If you are not completely satisfied with...Call for more details

\$10.00

ITEM: 4057

2 TO 3 INCHES
AUTHENTIC FOSSIL



Authentic Pleistocene Tapir Bone, Tapirus veroensis, in Acrylic Display Case

This is an example of the authentic Pleistocene Age Tapirus veroensis bone you will receive. Your specimen may be slightly smaller or larger. Your authentic specimen comes in a 3.5 x 2.5-inch acrylic display case with a detailed description of your specimen. Every fossil is one of a kind, unique. Your authentic fossil will be similar to the one shown in the photos. If you are not completely satisf...Call for more details

\$12.00

ITEM: 4063

2 TO 3 INCHES
AUTHENTIC FOSSIL



Authentic Spinosaurus aegyptiacus, Dinosaur Finger & Claw

AUTHENTIC SPINOSAURUS FINGER & CLAW WITH WOOD DISPLAY BOX
Spinosaurus aegyptiacus, 2 finger bones and claw. This series of 3 bones from a juvenile Spinosaurus, found associated, combine for a 6 inch display that not only has excellent visual appeal, but is almost never seen on the market. This is a "serious collector" specimen. This authentic Spinosaurus tooth w...Call for more details

\$6,200.00

ITEM: 3403

6.5 INCHES LONG
AUTHENTIC



Authentic Tyrannosaurus rex Bone in Acrylic Display Case

This is the exact example of the authentic Tyrannosaurus rex Bone you will receive. Your authentic specimen comes in a 3.5 x 2.5-inch acrylic display case with a detailed description of your specimen and Certificate of Authenticity. Hold this piece Trex bone and imagine the power behind the King of the dinosaurs. Tyrannosaurus rex Authentic Bone Chunk Th...Call for more details

\$60.00

ITEM: 3972

2 5/8 INCHES LONG
AUTHENTIC TREX BONE



Authentic Tyrannosaurus rex Bone in Acrylic Display Case

This is the exact example of the authentic Tyrannosaurus rex Bone you will receive. Your authentic specimen comes in a 3.5 x 2.5-inch acrylic display case with a detailed description of your specimen and Certificate of Authenticity. Hold this piece Trex bone and imagine the power behind the King of the dinosaurs. Tyrannosaurus rex Authentic Bone Chunk Th...Call for more details

\$60.00

ITEM: 3974

2 1/2 INCHES LONG

AUTHENTIC TREX BONE



Authentic, Chilomycterus) Fossil Burrfish Tooth Plate in Acr...

This is an example of the authentic fossil Burfish, Chilomycterus, tooth plate you will receive. This specimen has been cut and polished to show the chamber details. Your specimen may be slightly smaller or larger. Your authentic specimen comes in a 3.5 x 2.5-inch acrylic display case with a detailed description of your specimen. Every fossil is one of a kind, unique. Your authentic fossil will be...Call for more details

\$8.00

ITEM: 4053

1.5 TO 2 INCHES

AUTHENTIC FOSSIL



Aves, Unidentified Fossil Bird from China

This is a replica of an unidentified species of bird. It was found in the late Jurassic to early Cretaceous rocks of China.

\$82.00

ITEM: 1377

12.75X8 INCHES

RESIN



Baby Sauropod Femur

Sauropod baby femur replica Sauropods were the long neck dinosaurs like Apatosaurus, Brontosaurus, Brachiosaurus, Diplodocus, etc. Some grew to over 100 feet long and weighted 50 or more tons. The femur or thighbones of some sauropods were over 6 feet long. This tiny femur is from a very small baby. It was found in Grand County, eastern Utah. It is from the early Cretaceous of about ...Call for more details

\$175.00

ITEM: 1752

10 INCHES LONG

RESIN



Bag of Bigfoot Sasquatch Poo! Novelty Black Cherry Cotton Ca...

Sasquatch POO Black Cherry Cotton Candy THE PERFECT SASQATCH POO GAG GIFT FOR ANYONE WHO NEEDS A LITTLE POO! Great for a silly prank or just weird stuff that is funny. Yum, get some! Have fun, give some silly poo pranks too! TRY ALL OF THE ORIGINAL BAG OF POO PRODUCTS: Original Poo, Sasquatch Poo, Dinosaur Poo, Sloth, Sasquatch Poo, and more! The poo kids love to eat!...Call for more details

\$9.99

ITEM: 4020

9.5 X 6 X 2 INCH PACKAGE
SEALED COTTON CANDY



Bag of Dinosaur Poo! Novelty Green Cotton Candy Gag Gift!

DINOSAUR POO Green Apple Cotton Candy THE PERFECT DINOSAUR POO GAG GIFT FOR ANYONE WHO NEEDS A LITTLE POO! Great for a silly prank or just weird stuff that is funny. Yum, get some! Have fun, give some silly poo pranks too! TRY ALL OF THE ORIGINAL BAG OF POO PRODUCTS: Original Poo, Sasquatch Poo, Dinosaur Poo, Sloth Poo, and more! The poo kids love to eat!

\$9.99

ITEM: 4018

9.5 X 6 X 2 INCH PACKAGE
SEALED COTTON CANDY



Bag of Sloth Poo! Novelty Black Cherry Cotton Candy Gag Gift...

Sloth POO Black Cherry Cotton Candy THE PERFECT DINOSAUR POO GAG GIFT FOR ANYONE WHO NEEDS A LITTLE POO! Great for a silly prank or just weird stuff that is funny. Yum, get some! Have fun, give some silly poo pranks too! TRY ALL OF THE ORIGINAL BAG OF POO PRODUCTS: Original Poo, Sasquatch Poo, Dinosaur Poo, Sloth Poo, and more! The poo kids love to eat! ...Call for more details

\$9.99

ITEM: 4019

9.5 X 6 X 2 INCH PACKAGE
SEALED COTTON CANDY



BALTIC AMBER IN GEM JAR

Baltic Amber From Poland in Gem Jar CLICK IMAGE TO SEE ENLARGEMENT PHOTO This 45 mm gem jar contains several pieces of polished Baltic Amber from Poland. Baltic Amber is about 44 million years old and of the highest quality and is used in fine jewelry. Some amber even contain inclusions which are organic bits of plants, insects and animals that became trapped in the s...Call for more details

\$10.00

ITEM: 3488

45 MM GEM JAR
AUTHENTIC AMBER FOSSIL



BALTIC AMBER IN GEM JAR

Baltic Amber From Poland in Gem Jar [CLICK IMAGE TO SEE ENLARGEMENT PHOTO](#) This 45 mm gem jar contains several pieces of polished Baltic Amber from Poland. Baltic Amber is about 44 million years old and of the highest quality and is used in fine jewelry. Some amber even contain inclusions which are organic bits of plants, insects and animals that became trapped in the s...Call for more details

\$10.00
ITEM: 3486

45 MM GEM JAR
AUTHENTIC AMBER FOSSIL



BALTIC AMBER IN GEM JAR

Baltic Amber From Poland in Gem Jar [CLICK IMAGE TO SEE ENLARGEMENT PHOTO](#) This 45 mm gem jar contains several pieces of polished Baltic Amber from Poland. Baltic Amber is about 44 million years old and of the highest quality and is used in fine jewelry. Some amber even contain inclusions which are organic bits of plants, insects and animals that became trapped in the s...Call for more details

\$10.00
ITEM: 3487

45 MM GEM JAR
AUTHENTIC AMBER FOSSIL



Bambiraptor feinbergi Skeleton, In Situ

A 14-year-old boy found bones buried on his family’s ranch in Montana. No one realized it at the time, but the fossil was unlike any other, and proved to be a new species. Named Bambiraptor, it looked similar to a modern bird, and was a fierce hunter that may have preyed on small mammals and reptiles. The idea that birds are living dinosaurs has been accepted by mo...Call for more details

\$395.00
ITEM: 3162

21.5 X 20 INCHES
SOLID RESIN



Baryonyx & Brachiosaurus, poster

Baryonyx & Brachiosaurus, poster

\$15.00
ITEM: 1254

36X24 INCHES
LAMINATED



Baryonyx walkeri, Dinosaur Claw

Baryonyx, meaning (heavy claw or 'nail') is a genus of carnivorous saurischian dinosaur first discovered in clay pits just south of Dorking, England, and later reported from fossils found in northern Spain and Portugal. It is known to contain only one species, Baryonyx walkeri. Its fossils have been recovered from formations dating from the early Cretaceous Period, around 130-125 million years ago....Call for more details

\$30.00

ITEM: 199

10 INCHES AROUND THE CURVE
SOLID RESIN



Baryphracta deponiae, Messel Crocodile

This specimen has not yet been positively identified. It doesn't appear to be a Diplocynodon and based on the following brief discussion, it has been tentatively identified as Baryphracta deponiae. Only juveniles of the species Diplocynodon and Baryphracta deponiae have been found at Messel indicating that these two species most likely lived continually or periodically in the lakes. The other six ...Call for more details

\$120.00

ITEM: 3185

12-1/4" X 7" X 5/8"
HIGH DENSITY POLYURETHANE



Basilosaurus, early whale tooth molar

Basilosaurus sp. Molar Tooth Basilosaurus (meaning "king lizard") is a genus of large, predatory, prehistoric whale (mammal) from the late Eocene approximately 41.3 to 33.9 million years ago. It is one of the largest animals known to exist between the K&P extinction event 66 million years ago and around 15 million years ago when modern cetaceans began to reach enormous sizes. B. ...Call for more details

\$30.00

ITEM: 3983

5.5" LONG X 2.5" WIDE
RESIN



Bat Skull Profiles, set of 4

These greatly enlarged bat skull replicas were created for a special exhibit several years ago and is now available to you. Each 1/2 skull profile is on a plaque measuring 16x12 inches. Collect all 4 which includes: Desmodus rotundus, vampire bat Choeronycteris mexicana, Mexican long-tongued bat Hipsignathus monstrosus, hammer-head bat Hipp...Call for more details

\$600.00

ITEM: 1636

16X12 INCHES
RESIN



Big Brontosaurus model

One of our favorite dinosaurs. This large, PVC, hollow model is a real handfull and will give any dinosaur lover hours of fun play time.

\$6.00

ITEM: 2367

11.5 INCHES LONG

PVC



Big Parasaurolophus model

One of our favorite dinosaurs. This large, PVC, hollow model is a real handfull and will give any dinosaur lover hours of fun play time.

\$6.00

ITEM: 2369

9.5 INCHES LONG

PVC



Big Stegosaurus model

One of our favorite dinosaurs. This large, PVC, hollow model is a real handfull and will give any dinosaur lover hours of fun play time.

\$6.00

ITEM: 2368

9 INCHES LONG

PVC



Big Triceratops model

One of our favorite dinosaurs. This large, PVC, hollow model is a real handfull and will give any dinosaur lover hours of fun play time.

\$6.00

ITEM: 2370

9 INCHES LONG

PVC



Big Tyrannosaurus rex model

One of our favorite dinosaurs. This large, PVC, hollow model is a real handfull and will give any dinosaur lover hours of fun play time.

\$6.00

ITEM: 2365

10.5 INCHES LONG

PVC



Big Velociraptor model

One of our favorite dinosaurs. This large, PVC, hollow model is a real handfull and will give any dinosaur lover hours of fun play time.

\$6.00

ITEM: 2366

9 INCHES LONG

PVC



Bigfoot the Garden Yeti Statue

With alleged Sasquatch sightings the world over, from the Himalayas to the Americas, this elusive, mythical legend has been captured for Toscano in a quality designer resin statue and hand-painted for startling realism. With his characteristically big feet, our more than two-foot-tall Bigfoot, the Garden Yeti Statue will have guests doing a double-take as they admire your creative decor style! Ava...Call for more details

\$189.00

ITEM: 4027

12.5"WX12"DX21"H

RESIN



Bigfoot Track A, Grays Harbor Washington

There are 5 casts of Bigfoot tracks from Grays Harbor County, Washington. The Bigfoot "Hereford prints" (sic: "Heryford prints"), also called the "Abbot Hill prints", were cast by Sheriff Dennis Hereford on April 22, 1982 (one source gives the date as "mid-1960s") in Grays Harbor County, Washington. "Deputy Sheriff Denny Hereford was one of several officers investiga...Call for more details

\$50.00

ITEM: 3094

15.5 X 7.25 INCHES

RESIN CAST



Bigfoot Track B, Grays Harbor Washington

There are 5 casts of Bigfoot tracks from Grays Harbor County, Washington. The Bigfoot "Hereford prints" (sic: "Heryford prints"), also called the "Abbot Hill prints", were cast by Sheriff Dennis Hereford on April 22, 1982 (one source gives the date as "mid-1960s") in Grays Harbor County, Washington. "Deputy Sheriff Denny Hereford was one of several officers investiga...Call for more details

\$50.00

ITEM: 3095

15.25 X 6.75 INCHES

RESIN CAST



Bison antiquus, brain endocast

This is a brain endocast of the the extinct Bison. An endocast or endocranial cast is a cast made of the mold formed by the impression the brain makes on the inside of the neurocranium (braincase), providing a replica of the brain with most of the details of its outer surface. Endocasts can also form naturally, when sediments fill the empty skull, after which the skull is destroyed and the cast fo...Call for more details

\$52.00

ITEM: 1028

LIFE SIZE

RESIN



Borealosuchus wilsoni, Eocene Crocoile

Borealosuchus wilsoni belongs to an extinct genus of crocodilians that lived in North America from the Late Cretaceous to the Eocene. It is characterized by a skull that is wide at the back and narrow at the front. Based on its skull shape and robust teeth it is presumed to have had a mixed diet (not limited to fish only). Based on other full skeletons of this species which have be...Call for more details

\$700.00

ITEM: 3191

11" X 11-1/2" X 5-1/2"

HIGH-DENSITY POLY-URETHANE



Boris the Brontosaurus, spectacular life size sculpture RENT...

A spectacular outdoor sculpture that wandered in from the Jurassic period! Larger-than-life and equally dramatic, our seven-foot-tall sauropod is head-and-shoulders above all other garden sculptures we've ever offered! Our artists captured every detail of this attention-demanding beast, then cast it in high-quality designer resin and hand-painted it with utmost authenticity. Though ...Call for more details

\$CALL

ITEM: 2959

29.5"WX151"LX84.5"H. 238 LBS.

HOLLOW RESIN



Borophagus secundus, large Miocene dog

Large Bone Crushing Dog Skull with base, 8.5 inches long. Scientific Name: *Borophagus secundus* Location: Hemphill County, Texas Formation: Ogallala Age: Late Miocene, 5.5 MYA

\$325.00

ITEM: 1779

8.5 INCHES LONG

RESIN



Bothriolepis canadaensis, armored fish

This beautiful framed replica *Bothriolepis* was found in Scaumemac Bay, Ontario, Canada and dates from the Middle to Late Devonian. *Bothriolepis* belongs to a now-extinct group of primitive-jawed armored fish called Placodermi. Their heads were heavily armored with the rest of the body covered by small scales. The Placoderms are divided into two groups (arthodires and antiarchs). Amo...Call for more details

\$160.00

ITEM: 1298

5.5" ON 11X10 MATRIX

POLY-RESIN



Bothriolepis panderi, armored fish

Bothriolepis Armored Fish 11 inches long w/base. Scientific name: *Bothriolepis panderi* Location: Morocco Age: Devonian

\$400.00

ITEM: 1758

11 INCHES LONG

RESIN



Bothriolepis, Placoderm, Armored Fish

This specimen of *Bothriolepis* is a composite assemblage with 6 of these strange Placoderms. *Bothriolepis* was a bottom feeding armored fish that lived in brackish water and seas, in the middle of the Late Devonian period, about 370 million years ago. It has been found in every continent except Africa and South America. *Bothriolepis* had a blunt head and wide body covered with plates th...Call for more details

\$252.00

ITEM: 1360

37 X 27 INCHES WITH 5.5" FISH

RESIN & FIBERGLAS



Bothriolepis, Placoderm, Armored Fish

Bothriolepis was a bottom feeding armored fish that lived in brackish water and seas, in the middle of the Late Devonian period, about 370 million years ago. It has been found in every continent except Africa and South America. Bothriolepis had a blunt head and wide body covered with plates that measured about 10 inches (25cm) in length. The tail and posterior part of the trunk had no armor. The o...Call for more details

\$32.00

ITEM: 1359

5.5 INCH LONG FISH

RESIN



Brachiosaurus Baby Hatchling in Egg Sculpture

Watch out, he bites! This baby Brachiosaurus dinosaur hatchling emerges from his oversized egg with tiny teeth ready to tear up the modern world! This dinosaur sculpture is cast in quality designer resin and hand-painted one dinosaur piece at a time in naturalistic hues to capture each prehistoric detail from scaly reptile skin to textured dinosaur egg. Perfect in the garden or given as a treasure...Call for more details

\$35.00

ITEM: 2955

9.5" H X 10.5" W X 6.5"

RESIN, HOLLOW



Brachiosaurus, Skelesaurs Dinosaur Plush

Skelesaurs is a product line of soft plush dinosaurs with their skeletons printed on the outside. That's great fun for dinosaur enthusiasts and kids from 3 to 93. They range in size from 7 to 18 inches in several colors depending on size. Available dinosaurs include Brachiosaurus, Stegosaurus, Triceratops, Tyrannosaurus, and Velociraptor. Search Skelesaurs to find and purchase them all.

\$4.00

ITEM: 3026

8.5 INCHES

SOFT PLUSH



Brachiosaurus, thumb claw

Brachiosaurus was one of the tallest and largest dinosaurs yet found. It had a long neck, small head, and relatively short, thick tail. It walked on four legs and, unlike most dinosaurs, its front legs were longer than its hind legs. These unusual front legs together with its very long neck gave Brachiosaurus a giraffe-like stance and great height, up to 40-50 feet (12-16 m) tall. B...Call for more details

\$24.00

ITEM: 2112

4X4X1.5 INCHES

SOLID RESIN



Brachychampsia montana, alligator/crocodile skull

This is a great Alligator skull with some postcranial elements. We decided to cast the elements and skull In-Situ. The original specimen was found in a block of mudstone and the pieces were a bit jumbled. The skull was mostly intact, which is rare. This is a great replica for anyone into the reptiles of the dinosaur age. There are some teeth still in the dentition also. All elements seen are direc...Call for more details

\$120.00

ITEM: 1149

10" X 7.5" X 3.5"

SOLID RESIN



Build A Life Size Helicoprion Skull Book Kit ONLY 5 AVAILABLE...

Life in the oceans of the distant past is dramatically recreated in this amazing book! Discover fascinating facts about ferocious sea reptiles, giant fish with armored jaws, and bizarre life-forms from the dawn of time, all stunningly illustrated in this 48-page book kit. Then build you own life-size skull model of Helicoprion, an extraordinary ancient shark relative with a "buzz saw" jaw.

\$16.50

ITEM: 4025

13.5 X 10.5 X 1 INCH

HARD BOUND



Build A Life Size Smilodon Skull Prehistoric Beasts Book Kit...

The world of prehistoric animals is more incredible than you could ever imagine! From car-sized armadillos to shovel-mouthed elephants, learn about the lives of these amazing animals with 45 pages of fascinating facts and stunning life-like illustrations. Then build you own life-size model of a Smilodon skull, a ferocious saber-toothed cat from the Ice Age. 45 Pages 13.5 x 10...Call for more details

\$16.50

ITEM: 4024

13.5 X 10.5 X 1 INCH

HARD BOUND



Calymene Trilobite (sample) In Acrylic Display Case

This is a true example of an authentic Calymene trilobite from Morocco approximately 450 million years old. Your specimen may be slightly smaller or larger. Your authentic specimen comes in a 3.5 x 2.5-inch acrylic display case with a detailed description of your specimen. Every fossil is one of a kind, unique. Your authentic fossil will be similar to the one shown in the photos. If you are not co...Call for more details

\$15.00

ITEM: 4045

2 TO 3 INCHES

AUTHENTIC FOSSIL



Camarasaurus Left Front Leg (Lyle)

Camarasaurus supremus (Lyle) The Camarasaurus sauropod dinosaur known as Lyle is the largest discovered to date. Perhaps 50% of the skeleton was found. Much of the skeleton is still in plaster jackets awaiting preparation. Quite a lot of sauropod skeletons and bones have been found but replicas skeletons are very expensive due to their size. Even skeletal elements such as skulls, le...Call for more details

\$3,500.00

ITEM: 3569

11 FEET 7 INCHES TALL
RESIN HOLLOW



Camarasaurus Left Hind Femur (Lyle)

Camarasaurus supremus (Lyle) The Camarasaurus sauropod dinosaur known as Lyle is the largest discovered to date. Perhaps 50% of the skeleton was found. Much of the skeleton is still in plaster jackets awaiting preparation. Quite a lot of sauropod skeletons and bones have been found but replicas skeletons are very expensive due to their size. Even skeletal elements such as skulls, le...Call for more details

\$850.00

ITEM: 3478

10 FEET TALL
RESIN HOLLOW



Camarasaurus Left Hind Leg (Lyle)

Camarasaurus supremus (Lyle) The Camarasaurus sauropod dinosaur known as Lyle is the largest discovered to date. Perhaps 50% of the skeleton was found. Much of the skeleton is still in plaster jackets awaiting preparation. Quite a lot of sauropod skeletons and bones have been found but replicas skeletons are very expensive due to their size. Even skeletal elements such as skulls, le...Call for more details

\$3,500.00

ITEM: 3541

10 FEET TALL
RESIN HOLLOW



Camarasaurus supremus, large claw

Camarasaurus(pronounced KAM-ah-rah-SAWR-us) Camarasaurus (meaning "chamber vertebra") was a large, long-necked plant-eating dinosaur that lived during the late Jurassic period, about 156-145 million years ago. This sauropod was about 60 ft (18 m) long and weighed roughly 28000 kg. The type species is C. supremus.

\$32.00

ITEM: 3017

8 X 3.5 X 2.5 INCHES
RESIN



Camarasaurus supremus, medium claw

Camarasaurus(pronounced KAM-ah-rah-SAWR-us) Camarasaurus (meaning "chamber vertebra") was a large, long-necked plant-eating dinosaur that lived during the late Jurassic period, about 156-145 million years ago. This sauropod was about 60 ft (18 m) long and weighed roughly 28000 kg. The type species is C. supremus.

\$20.00

ITEM: 3018

7 X 2.5 INCHES

RESIN



Camarasaurus supremus, small phalange

Camarasaurus(pronounced KAM-ah-rah-SAWR-us) Camarasaurus (meaning "chamber vertebra") was a large, long-necked plant-eating dinosaur that lived during the late Jurassic period, about 156-145 million years ago. This sauropod was about 60 ft (18 m) long and weighed roughly 28000 kg. The type species is C. supremus.

\$16.00

ITEM: 3019

4 X 2.75 X 2 INCHES

RESIN



Camarasaurus Toe Claw, Jurassic

The long-necked dinosaurs (Sauropods) are known for their great size. While not small, Camarasaurus had a more compact and husky body supported by short, stable toes that ended in a set of thick, curved claws. Cast in finest museum quality resin. Specs: Camarasaurus sp. Late Jurassic (150 m.y.a.). Western United States.

\$30.00

ITEM: 112

APPROX. 7" LONG

RESIN CAST



Camarasaurus tooth

Camarasaurus tooth 3.75 inches long. This tooth replica displays a finely preserved wear edge where it rubbed against the tooth from the lower jaw.

\$15.00

ITEM: 1759

3.75 INCHES LONG

RESIN



Camarasaurus vertebra

CAMARASAURUS (pronounced KAM-ah-rah-SAWR-us) Camarasaurus (meaning "chamber vertebra") was a large, long-necked plant-eating dinosaur that lived during the late Jurassic period, about 156-145 million years ago. This sauropod was about 60 ft (18 m) long and weighed roughly 28000 kg. The type species is Camarasaurus supremus. This giant vertebra is from the Jurassic Age, Cleveland-Llo...Call for more details

\$252.00

ITEM: 952

23X17.25X10

RESIN & FIBERGLAS



Camarasaurus, Juvenile Skull

Camarasaurus (pronounced KAM-ah-rah-SAWR-us) and (meaning "chamber vertebra") was a large, long-necked plant-eating dinosaur that lived during the late Jurassic period, about 156-145 million years ago. This sauropod was about 60 ft long and weighed roughly 30 tons. This is a cast of the skull of a juvenile perhaps half grown. The original skull was found in Utah.

\$280.00

ITEM: 576

13 X 8

MADE OF RESIN



Camarasaurus, large claw

Camarasaurus (pronounced KAM-ah-rah-SAWR-us) Camarasaurus (meaning "chamber vertebra") was a large, long-necked plant-eating dinosaur that lived during the late Jurassic period, about 156-145 million years ago. This sauropod was about 60 ft (18 m) long and weighed roughly 28000 kg. The type species is C. supremus.

\$32.00

ITEM: 3275

RESIN



Camarasaurus, skull

Camarasaurus (pronounced KAM-ah-rah-SAWR-us) and (meaning "chamber vertebra") was a large, long-necked plant-eating dinosaur that lived during the late Jurassic period, about 156-145 million years ago. This sauropod was about 60 feet long and weighed roughly 30 tons.

\$1,500.00

ITEM: 1352

29 X 22 X 12.5 INCHES

MADE OF RESIN



Campylognathoides liasicus, Pittsburgh Specimen pterosaur #1...

Campylognathoides liasicus Pittsburgh Specimen Pterosaur This is one of the most complete specimens of Campylognathoides liasicus from the Jurassic of Holzmaden, Germany. Called the Pittsburgh specimen, it is one of the prize fossils in the collection that the Carnegie Museum in Pittsburgh, PA purchased from the Belgian Baron de Bayet in 1903. The Baron had bou...Call for more details

\$210.00

ITEM: 428

25X11.5 INCHES

RESIN & FIBERGLASS



Canis dirus, Dire Wolf skull

The Dire Wolf, Canis dirus, is an extinct carnivorous mammal of the genus Canis, and was most common in North America and South America from the Irvingtonian stage to the Rancholabrean stage of the Pleistocene epoch living 1.80 Ma - 10,000 years ago. Although it was closely related to the Gray Wolf and other sister species, Canis dirus was not the direct ancestor of any species know...Call for more details

\$200.00

ITEM: 2100

12 X 7.5 X 5.25 HIGH

RESIN



Canis latrans, coyote brain endocast

This is a brain endocast of the a coyote. An endocast or endocranial cast is a cast made of the mold formed by the impression the brain makes on the inside of the neurocranium (braincase), providing a replica of the brain with most of the details of its outer surface. Endocasts can also form naturally, when sediments fill the empty skull, after which the skull is destroyed and the cast fossilized....Call for more details

\$32.00

ITEM: 1032

LIFE SIZE

RESIN



Canis latrans, coyote skull NEW LOWER PRICE

The coyote, Canis latrans, also known as the prairie wolf, is a mammal of the order Carnivora. The species is found throughout North and Central America, ranging from Panama in the south, north through Mexico, the United States, and Canada. It occurs as far north as Alaska and all but the northernmost portions of Canada. There are currently 19 recognized subspecies, with 16 in Canada, Mexi...Call for more details

\$32.00

ITEM: 577

8 INCHES LONG

RESIN



Caracharodontosaurus saharicus, foot claw

Carcharodontosaurus (pronounced kahr-KAR-o-DONT-o-SAWR-us)

Carcharodontosaurus (meaning "shark-tooth lizard") was a huge meat eater (45 feet or 14 m long, weighing roughly 4000 kg) from the Cretaceous period, 110-90 million years ago. This African carnosaur was larger than T. rex. The type species is C. saharicus.

\$10.00

ITEM: 888

3 INCHES

RESIN



Caracharodontosaurus saharicus, tooth with serrations

Carcharodontosaurus lived the coastal plains of North Africa and western Morocco during the late Jurassic to early Cretaceous 100-95 million years ago. It is sometimes called the African T-rex. It was a large bipedal predator with very large serrated teeth. Carcharodontosaurus was up to 39 feet long and 15 feet tall. The head and skull were more crocodile shaped. There was also a ve...Call for more details

\$12.00

ITEM: 188

3 3/8 X 1.25 INCHES

RESIN



Carcharocles megalodon, shark tooth

Shark Tooth w/base Scientific Name: Carcharocles megalodon Location: Aurora, North Carolina, USA Formation: Yorktown Age: Pliocene, 5.3-1.6 MYA

\$40.00

ITEM: 1858

5.5 INCHES

RESIN



Carcharodon carcharias (Great White Shark) Tooth

Just look at the serrations on this tooth. The great white shark (Carcharodon carcharias), is the largest living species of large lamniform shark. They are found in the coastal surface waters of all the major oceans. The great white shark is mainly known for its size, with mature individuals growing up to 6.4 m (21 feet) in length and 3,324 kg (7,328 pounds) in weight. The great whi...Call for more details

\$10.00

ITEM: 306

3" LONG

RESIN



Carcharodon carcharias (Great White Shark) Tooth Pendant Rep...

Just look at the serrations on this tooth. The great white shark (*Carcharodon carcharias*), is the largest living species of large lamniform shark. They are found in the coastal surface waters of all the major oceans. The great white shark is mainly known for its size, with mature individuals growing up to 6.4 m (21 feet) in length and 3,324 kg (7,328 pounds) in weight. The great whi...Call for more details

\$12.00

ITEM: 400

3" LONG

CAST



Carnotaurus 1/4 Scale Skull, model

In Cretaceous Argentina, Carnotaurus fiercely guarded his place at the top of the food chain. The species displayed several bizarre features, most prominent of which was a pair of bull-like horns above the creature's eyes. Carnotaurs were related to a primitive group of theropods called Abelisaurids. This relationship probably puts Carnotaurus closer to Allosaurus than to Tyrannosa...Call for more details

\$250.00

ITEM: 119

9" LONG

RESIN MODEL



Carnotaurus 1/8 Scale Skull, model

Carnotaurus Skull. In Cretaceous Argentina, Carnotaurus fiercely guarded his place at the top of the food chain. The species displayed several bizarre features, most prominent of which was a pair of bull-like horns above the creature's eyes. Carnotaurs were related to a primitive group of theropods called Abelisaurids. This relationship probably puts Carnotaurus closer to Allosauru...Call for more details

\$55.00

ITEM: 118

4" LONG

RESIN MODEL



Carnotaurus Skeleton ONLY 2 AVAILABLE

This large dinosaur skeleton model is over 1-1/2 feet long and is simply awesome! Constructed from polyresin and mounted on a solid wood base, this incredibly detailed Carnotaurus dinosaur skeleton model is hand-painted with an acrylic resin for a natural and long-lasting finish. A solid brass plaque engraved with the Carnotaurus name accents the elegant red-mahogany-finished base. ...Call for more details

\$399.00

ITEM: 668

18.9 IN. LONG X 8.5 IN. HIGH

POLYRESIN MODEL



Castor canadensis, beaver brain endocast

This is a brain endocast of the a beaver. An endocast or endocranial cast is a cast made of the mold formed by the impression the brain makes on the inside of the neurocranium (braincase), providing a replica of the brain with most of the details of its outer surface. Endocasts can also form naturally, when sediments fill the empty skull, after which the skull is destroyed and the cast fossilized....Call for more details

\$32.00

ITEM: 1026

LIFE SIZE

RESIN



Castor canadensis, beaver brain endocast

This is a brain endocast of a beaver. An endocast or endocranial cast is a cast made of the mold formed by the impression the brain makes on the inside of the neurocranium (braincase), providing a replica of the brain with most of the details of its outer surface. Endocasts can also form naturally, when sediments fill the empty skull, after which the skull is destroyed and the cast fossilized. Sci...Call for more details

\$32.00

ITEM: 1126

LIFE SIZE

RESIN



Castoroides ohioensis, giant beaver

Castoroides ohioensis was a species of Giant Beaver, huge members of the family Castoridae (Rodentia), endemic to North America during the Pleistocene epoch (1.8 mya to 11,000 years ago). These giant Ice Age beavers had a length up to 8 feet and an estimated weight of 130-220 pounds; some estimates went up to 485 pounds. It lived in North America during the Pleistocene epoch, and we...Call for more details

\$200.00

ITEM: 851

9.75 X 6.5 X 8.5 INCHES

RESIN



Catonyx tarijensis, sloth skull

Sloth Skull/ Scientific name: Catonyx tarijensis Age: Pleistocene Location: Bolivia Skull with base 18 inches long.

\$500.00

ITEM: 1760

18 INCHES LONG

RESIN



Celydra serpentina, brain endocast (snapping turtle)

This is a brain endocast of a Snapping turtle. An endocast or endocranial cast is a cast made of the mold formed by the impression the brain makes on the inside of the neurocranium (braincase), providing a replica of the brain with most of the details of its outer surface. Endocasts can also form naturally, when sediments fill the empty skull, after which the skull is destroyed and the cast fossil...Call for more details

\$22.00

ITEM: 1020

2 INCHES

RESIN



Ceratosaurus nasicornus, maxilla

Ceratosaurus A large, meat-eating theropod, Ceratosaurus nasicornus measured around 20 feet from head to tail, and featured a nasal horn as its name suggest. Ceratosaurus maxilla, portion of upper jaw 10 x 11 inches.

\$260.00

ITEM: 1763

10 X 11 INCHES

RESIN



Cervalces scotti, Stag Moose, Skull & Antlers RENTAL

This specimen has a rack that is 6 feet by 4 feet. The skull is 21 inches long, 12 inches high and 11 inches wide. The Stag-moose (Cervalces scotti) was a large moose-like deer of North America of the Pleistocene epoch. It was slightly larger than the moose, with an elk-like head, long legs, and complex palmate antlers. The species went extinct approximately 11,500 years ago, toward...Call for more details

\$CALL

ITEM: 798

6' X 4'; ANTLEERS, 21" SKULL
RESIN & FIBERGLAS



Charnia masoni, Pre-Cambrian Ediacaran Fauna Sea-Pen

Charnia is the genus name given to a frond-like Precambrian lifeform with segmented ridges branching alternately to the right and left from a zig-zag medial suture. The genus Charnia was named after Charnwood Forest, where the first specimen was found. There are two species, Charnia masoni and Charnia wardi. Charnia masoni was discovered by Roger Mason, a schoolboy who would later b...Call for more details

\$27.00

ITEM: 1201

8 3/8 X 3 INCHES

RESIN



Charniodiscus concentricus. Ediacaran Fauna

This is probably Charniodiscus concentricus., a Spindle-shaped form of Vendozoan from Mistaken Point, Cape Race, Newfoundland. Stratigraphically the Cape Race material is from the Mistaken Point Formation dated at 565 Ma +/- 3 Ma. Ediacaran (=Vendian) period of Precambrian age. Bruce Stinchcomb presents several forms on page 100-101 in figures 8-14 and 8-17 along with #2 the medusiform also from...Call for more details

\$30.00

ITEM: 2198

8.25 X 5 INCHES

SOLID RESIN



Chasmosaur & Cycad fossil dig panel #3

These panels are made of sturdy lightweight fiberglass. They could be used as a wall hanging or, with a little sand, they can simulate a fossil dig site for children of all ages to explore. A. Chasmosaur vertebra (5) B. Chasmosaur ribs (3) C. Chasmosaur toes (3) D. Chasmosaur tibia & fibula R. Cycad stump

\$1,250.00

ITEM: 1130

4 X 4 FEET

RESIN & FIBERGLASS



Chasmosaur & Hadrosaur fossil dig panel #6

These panels are made of sturdy lightweight fiberglass. They could be used as a wall hanging or, with a little sand, they can simulate a fossil dig site for children of all ages to explore. A. Chasmosaur skull B. Chasmosaur atlas, axis C. Duckbill skin D. Duckbill ungual

\$1,200.00

ITEM: 1133

4 X 4 FEET

RESIN & FIBERGLASS



Chasmosaur fossil dig panel #4

These panels are made of sturdy lightweight fiberglass. They could be used as a wall hanging or, with a little sand, they can simulate a fossil dig site for children of all ages to explore. A. Chasmosaur tail B. Chasmosaur femur C. Chasmosaur ilium & sacral vertebra D. Chasmosaur toe (2)

\$1,250.00

ITEM: 1131

4 X 4 FEET

RESIN & FIBERGLASS



Chasmosaur fossil dig panel #5

These panels are made of sturdy lightweight fiberglass. They could be used as a wall hanging or, with a little sand, they can simulate a fossil dig site for children of all ages to explore. A. Chasmosaur front foot B. Chasmosaur ulna C. Chasmosaur radius D. Chasmosaur humerus E. Chasmosaur rib F. Chasmosaur vertebra

\$1,250.00

ITEM: 1132

4 X 4 FEET

RESIN & FIBERGLASS



Cheirotherium barthi, A Labrinthodont Amphibian Trackway

Featured on page 78 of Catalogue of Casts of Fossils by Henry A Ward, 1866.

The 1866 catalog description reads: "Track, on slab, (relief). These remarkable footprints strikingly resemble the impressions of human hands, whence the generic title. The tracks of the hind-foot, are about eight inches long and five wide. Less than two inches in advance of them are the prints of the fore-feet, which are..." Call for more details

\$500.00

ITEM: 515

6 FEET 2 INCHES BY 18 INCHES

RESIN/FIBERGLASS



Chirostenotes, Dinosaur Foot

Chirostenotes was about as large as a grown human but it weighed much less than the average man. That's in part because of its slender, sleek build. But don't be fooled by Chirostenotes narrow form; this lightweight dinosaur could move very quickly and strike at prey before they knew of danger.

Proportioned about like a raptor, Chirostenotes had uniquely narrow, and long bones and ...Call for more details

\$102.00

ITEM: 37

20" LONG

RESIN & FIBERGLASS CAST



Chisternon undatum (turtle & fish) Green River Formation

This fantastic fossil turtle and fish plate is from the Green River Formation, Wyoming. Eocene Age 55,000,000 Years Old Shipping Crate Is 51 x 34 x 6.5 inches and 70 pounds.

\$600.00

ITEM: 707

32 X 48 X 2.5 INCHES

RESIN AND FIBERGLAS



Choeronycteris mexicana, Mexican long-tounged bat skull prof...

This greatly enlarged bat skull replica was created for a special exhibit several years ago and is now available to you. Each ½ skull profile is on a plaque measuring 16x12 inches.

\$175.00

ITEM: 1003

16X12 INCHES

RESIN



Chunkosaurus Cretaceous Dinosaur Bone (Authentic) Fragments,...

1/4 inch to 1/2 inch in size Authentic dinosaur bone fragments from the Cretaceous Age of South Dakota. These fragments are probably from triceratops or hadrosaur and were salvaged after the major bones were collected. The specimens clearly show cellular detail of the dinosaur bone. They will make great party favors, conversation pieces or specimens for fossil kits. ...Call for more details

\$14.00

ITEM: 1261

1/4 TO 1/2 INCH

AUTHENTIC DINOSAUR BONE



Chunkosaurus Cretaceous Dinosaur Bone Fragments, Authentic 1...

1/4 to 3/4 inches in size Authentic dinosaur bone fragments from the Cretaceous Age of South Dakota. These fragments are probably from a triceratops or hadrosaur and were salvaged after the major bones were collected. The specimens clearly show cellular detail of the dinosaur bone. They will make great party favors, conversation pieces or specimens for fossil kits. Ap...Call for more details

\$4.00

ITEM: 965

1/4 INCH TO 3/4 INCH

AUTHENTIC DINOSAUR BONE



Chunkosaurus Cretaceous Dinosaur Bone, (1 pound bulk)

Real 65 Million Year Old Fossil Bone 1 Pound of Dinosaur Bones Comes With This Order. These pieces of real dinosaur bone are 1-3 inches in size. This is real fossil dinosaur bone from the Cretaceous of South Dakota. It is probably from a Triceratops or Hadrosaur. It comes bagged and ready for gifting. This real dinosaur bone is about 65 million years ol...Call for more details

\$16.00

ITEM: 205100

1-3 INCHES

REAL FOSSIL DINOSAUR BONE



Chunkosaurus Cretaceous Dinosaur Bone, Real 65 Million Year ...

1 Piece of Dinosaur Bones Comes With This Order. These pieces of real dinosaur bone are 1-3 inches in size. This is real fossil dinosaur bone from the Cretaceous of South Dakota. It is probably from a Triceratops or Hadrosaur. It comes bagged and ready for gifting. This real dinosaur bone is about 65 million years old and is from the Hell Creek Formation. The specimen...Call for more details

\$2.00

ITEM: 2051

1-3 INCHES

REAL FOSSIL DINOSAUR BONE



Classic Antiquities Last Witch in Scotland Tombstone

This is a replica of the actual tombstone of Isabel Goudie, the last woman convicted of witchcraft in Scotland in 1674. Her story of is rather remarkable. She was the last woman tried for witchcraft in Scotland. She was a real person, and her own story of her life in full detail, given voluntarily and under no coercion, is preserved in the archives of the Justiciary Court in Edinburgh. Other conte...Call for more details

\$50.00

ITEM: 1188

14.5 X 11.5 INCHES

RESIN



Clidastes a Mosasaur, complete skeleton

This is a Prehistoric Planet original discovery. Our paleontologist discovered, excavated, prepared and mounted this virtually complete Cladastes, Mososaur, skeleton in 2001. It was discovered in the Pierre Shale Formation, late Cretaceous (74-83 million years) near Chadron, Nebraska. This specimen is missing only three to four vertebra from the distal portion of the tail and th...Call for more details

\$CALL

ITEM: 800

15 FEET BY 4 FEET

RESIN AND FIBERGLAS



Clidastes a Mosasaur, Skull

This is a Prehistoric Planet original discovery. Our paleontologist discovered, excavated, prepared and mounted this virtually complete Cladastes, Mososaur, skeleton in 2001. It was discovered in the Pierre Shale Formation, late Cretaceous (74-83 million years) near Chadron, Nebraska. This specimen is missing only three to four vertebra from the distal portion of the tail and th...Call for more details

\$250.00

ITEM: 4010

29 X 14.5 X 5.5 INCHES

RESIN AND FIBERGLAS



Coal Official State Rock of West Virginia in Acrylic Display...

You are buying an authentic specimen of Bituminous Coal the official state rock of West Virginia and other states.. Your specimen may be slightly smaller or larger. Your authentic specimen comes in a 3.5 x 2.5-inch acrylic display case with a detailed description of your specimen. Every fossil is one of a kind, unique. Your authentic fossil will be similar to the one shown in the photos. If you ar...Call for more details

\$10.00

ITEM: 4041

.75-1 INCH

AUTHENTIC FOSSIL



Coelacanth, fish

The Coelacanth (pronounced SEE-la-canth) is a primitive lobe-finned fish, (Crossopterygii) that appeared about 350 million years ago. Coelacanth (meaning "hollow spine") is about 5 feet (1.5 m) long. This carnivore (meat-eater) was thought to have been extinct for millions of years, but a living Coelacanth was caught in the Indian Ocean off the coast of South Africa in 1938. The fis...Call for more details

\$42.00

ITEM: 425

10 5/8" FISH ON 12"X7" PLATE
RESIN



Coelacanth, Holophagus penicillatus

Holophagus penicillatus, also known as Undina penicillata, was a Coelacanth from the Jurassic Age, lithographic limestone beds of Solnhofen, Bavaria, Germany. The coelacanth (pronounced SEE-la-canth) is a primitive lobe-finned fish (Crossopterygii) that appeared about 380 million years ago (about 150 million years before the dinosaurs appeared). The coelacanth was thought to have be...Call for more details

\$112.00

ITEM: 1240

8 INCHES LONG
HIGH-DENSITY POLY-URETHANE



Coelacanth, life size model

The coelacanth, which is related to lungfishes and tetrapods, was believed to have been extinct since the end of the Cretaceous period. More closely related to tetrapods than to the ray-finned fish, coelacanths were considered transitional species between fish and tetrapods. On 23 December 1938, the first Latimeria specimen was found off the east coast of South Africa, off the Chalumna River (now ...Call for more details

\$1,000.00

ITEM: 3165

49 X 18 INCHES
RESIN & FIBERGLASS



Coelodonta antiquitatis (large Woolly Rhino horn)

COELODONTA (pronounced See-low-DONT-ah) Coelodonta, the woolly rhino, is from the Pleistocene epoch (which lasted from 1.8-0.1 million years ago) and survived the last ice age. It belongs to the family Rhinocerotids, which includes modern-day rhinos. This plant-eater was about 11 feet (3.5 m) long. It had two horns on its snout, the lower one larger than the one between its eyes (about 3 feet (1 m...Call for more details

\$160.00

ITEM: 932

38" LONG AROUND THE CURVE
HOLLOW RESIN



Coelodonta antiquitatis (small Woolly Rhino horn)

COELODONTA (pronounced See-low-DONT-ah) Coelodonta, the woolly rhino, is from the Pleistocene epoch (which lasted from 1.8-0.1 million years ago) and survived the last ice age. It belongs to the family Rhinocerotids, which includes modern-day rhinos. This plant-eater was about 11 feet (3.5 m) long. It had two horns on its snout, the lower one larger than the one between its eyes (about 3 feet (1 m...Call for more details

\$60.00

ITEM: 970

10 INCHES LONG
HOLLOW RESIN



Coelophysis rhodesiensis, skull (formerly Syntarsus rhodesie...

Coelophysis rhodesiensis (formerly knows as Syntarsus rhodesiensis) is an extinct species of coelophysid theropod dinosaur that lived approximately 188 million years ago during the early part of the Jurassic Period in what is now Africa. The species was a small to medium-sized, lightly built, ground-dwelling, bipedal carnivore, that could grow up to 3 m (9.8 ft) long. It was formerly called Syntar...Call for more details

\$30.00

ITEM: 3317

8.5X3" SKULL, 10X5" MATRIX
RESIN



Coelophysis, larger than life model in the flesh RENTAL ONLY

RENT ME ONLY Coelophysis was a small, early, meat-eating dinosaur. Coelophysis was a theropod dinosaur that lived during the late Triassic period; it was one of the earliest-known dinosaurs. This predator probably lived and hunted in packs; this is suggested by the existence of fossil bonebeds of hundreds of Coelophysis (collections of many fossils at one location) found at the Ghos...Call for more details

\$CALL

ITEM: 1304

70 INCHES HIGH X 8 FEET LONG
FIBERGLAS



Coelophysis, skeleton

Coelophysis was a small, slenderly-built, ground-dwelling, bipedal carnivore, that could grow up to 3 meter (9.8 foot) long and weighed about 20 kilograms (44 pounds). It is one of the earliest known dinosaurs. It had a furcula (wishbone), the earliest known example in a dinosaur. It is one of the best known dinosaurs due to the excavation of dozens of skeletons from New Mexico. The...Call for more details

\$699.00

ITEM: 766

68.5 X 38.5 INCHES

RESIN & FIBERGLASS



Coelophysis, skull

Skull With Both Sides In Relief Coelophysis (hollow face) was a small lightly build, early dinosaur with open skull bones (hence its name) The body was long and slim, and the head was pointed, with many small serrated teeth. It is you of the best known dinosaurs due to the excavation of dozens of skeletons from New Mexico. The remains of the last meal can be seen within the ribcage ...Call for more details

\$50.00

ITEM: 482

9 INCHES LONG

RESIN



Compsognathus, skeleton

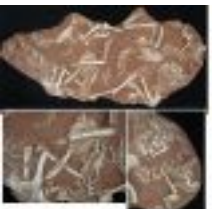
This replica of Compsognathus is one of the most famous fossils in paleontology. At one time it was considered the smallest dinosaur at about the size of a chicken. Compsognathus was a bird-like dinosaur that walked on two long, thin legs; it had three-toed feet. A long tail acted as a counterbalance and for stability during fast turns. It had short arms with two clawed fingers on e...Call for more details

\$225.00

ITEM: 1174

15X11

HIGH-DENSITY POLY-URETHANE



Conchoraptor gracilis (Oviraptorid) In Situ Block of Specime...

Conchoraptor (meaning "conch plunderer") is a genus of oviraptorid dinosaur from the late Cretaceous Period of what is now Asia. It was first discovered in 1971. Conchoraptor was a small dinosaur, only 1-2 meters (3.3-6.6 feet) in length adapted to crushing mollusk shells. The skull of Conchoraptor was heavily pneumatized, (filled with air chambers) with most of the bones hollow. ...Call for more details

\$4,500.00

ITEM: 3081

64 X 31 INCHES

RESIN



Conchoraptor gracilis, 3D juvenila skeleton in matrix

Conchoraptor gracilis 3D juvenile in matrix, 33 inches long. Location: Mongolia

Formation: Red Beds of Khermeen Tsav Age: Late Cretaceous, 76 MYA

Specimen: Specimen in-situ, with beautiful preserved shoulder girdle and fore-limbs Photo by Francois Gohier.

\$CALL

ITEM: 1776

33 INCHES LONG

RESIN



Conchoraptor gracilis, 3D juvenile skeleton on nest

Conchoraptor gracilis 3D juvenile on nest, 5 feet long, Nest, 33 inches

diameter. Location: Mongolia Formation: Red Beds of Khermeen Tsav Age:

Late Cretaceous, 76 MYA. Photo by Francois Gohier

\$CALL

ITEM: 1777

5 FEET WITH 33 INCHES NEST

RESIN



Conchoraptor gracilis, adult skeleton in matrix

Conchoraptor gracilis Adult in matrix, 44 inches long. Location: Mongolia

Formation: Red Beds of Khermeen Tsav Age: Late Cretaceous, 76 MYA.

Conchoraptor (meaning "conch plunderer") is a genus of oviraptorid dinosaur from the late Cretaceous Period of what is now Asia. Conchoraptor was a small dinosaur, only 1â€2 meters (3.3-6.6 feet) in length. Unlike many other ovi...Call for more details

\$CALL

ITEM: 1774

44 INCHES LONG

RESIN



Conchoraptor gracilis, juvenile skeleton in matrix

Conchoraptor gracilis juvenile in matrix, 38 inches long. Location: Mongolia

Formation: Red Beds of Khermeen Tsav Age: Late Cretaceous, 76 MYA

Specimen: Private Photo by Francois Gohier

\$CALL

ITEM: 1775

38 INCHES LONG

RESIN



Conchoraptor gracilis, skull in matrix

Conchoraptor Skull in matrix, 4.5 inches long. Scientific Name: Conchoraptor gracilis Location: Mongolia Formation: Red Beds of Khermeen Tsav Age: Late Cretaceous, 76 MYA

\$180.00

ITEM: 1772

4.5 INCHES LONG

RESIN



Confuciusornis sanctus #200

Confuciusornis sanctus ("the sacred bird of Confucius") is the earliest known beaked bird. Discovered in 1994, Confuciusornis represents an important side branch in avian evolution. Though Confuciusornis and its descendants all became extinct, it is the earliest known bird to abandon its reptilian teeth in favor of a light-weight keratin beak. Remains of Confuciusornis are found at...Call for more details

\$199.00

ITEM: 255

8 X 14.75 IN.

RESIN CAST



Confuciusornis sanctus #210

Confuciusornis sanctus ("the sacred bird of Confucius") is the earliest known beaked bird. Discovered in 1994, Confuciusornis represents an important side branch in avian evolution. Though Confuciusornis and its descendants all became extinct, it is the earliest known bird to abandon its reptilian teeth in favor of a light-weight keratin beak. Remains of Confuciusornis are found at...Call for more details

\$225.00

ITEM: 254

9.5 X 14.75 IN.

RESIN CAST



Confuciusornis sanctus, fossil bird from China

Confuciusornis sanctus ("the sacred bird of Confucius") is the earliest known beaked bird. Discovered in 1994, Confuciusornis represents an important side branch in avian evolution. Though Confuciusornis and its descendants all became extinct, it is the earliest known bird to abandon its reptilian teeth in favor of a light-weight keratin beak. Remains of Confuciusornis are found at...Call for more details

\$82.00

ITEM: 1376

12X8.5 INCHES

RESIN



Crinoid Calyx (head)

Crinoids are commonly known as sea lilies due to their "flower-like" appearance, though they are animals, not plants. Crinoids are echinoderms related to starfish, sea urchins, and brittle stars. Like other members of their phylum they are spiny skinned, have a five-sided or pentaradial symmetry as adults and a calcium carbonate endoskeleton. Although crinoids are t...Call for more details

\$30.00

ITEM: 2442

8 X 5.75 INCHES
HYDROSTONE



Crinoid Composite Mortality Plate, 7 Species

Crinoids, also known as sea lilies, are ocean creatures that live attached to the sea floor. They have three main body parts: the stem which attaches to the sea floor, the calyx (or head) which contains the mouth parts and internal organs, and the arms which filter the food particles out of the water. Crinoids are animals despite their plant-like appearance. They belong to the phylum Echinodermata...Call for more details

\$333.00

ITEM: 1176

18.75X14.5X1.5
HIGH-DENSITY POLY-URETHANE



Cro-Magnon Skull, Homo sapiens

The term Cro-Magnon refers to one of the main types of early modern humans of the European Upper Paleolithic. Current dating of Cro-Magnon bones point to a more recent date of 28,000 years. The earliest known remains of Cro-Magnon like humans are dated to 35,000 radiocarbon years. The name is taken from the cave of Cro-Magnon in southwest France, where the first specimen was found. ...Call for more details

\$201.00

ITEM: 1388

LIFE SIZE
RESIN



Crocodilaemus robustus, crocodile, Jurassic

Crocodilaemus is an extinct genus of pholidosaurid mesoeucrocodylian, crocodile. Fossils have been found from the Cerin Lagerstätte of eastern France and are of late Jurassic Kimmeridgian age. The depositional environment in Cerin at the time is thought to have been the bottom of a lagoon that was enclosed by an emergent reef complex, evidence of the shallow tropical sea that covered much of wes...Call for more details

\$140.00

ITEM: 1597

9 X 17 INCHES
RESIN



Crocodylus niloticus, crocodile brain endocast

This is a brain endocast of a crocodile. An endocast or endocranial cast is a cast made of the mold formed by the impression the brain makes on the inside of the neurocranium (braincase), providing a replica of the brain with most of the details of its outer surface. Endocasts can also form naturally, when sediments fill the empty skull, after which the skull is destroyed and the cast fossilized. ...Call for more details

\$37.00

ITEM: 1034

LIFE SIZE

RESIN



Crotalocephalina globifrons, trilobite

From the Devonian of Hamar Laghdad, Morocco. Trilobites are very well-known, and possibly the second-most famous fossil group after the dinosaurs with some 15,000 known species. Trilobites are extinct arthropods that form the class Trilobita. They appeared at the start of the Cambrian period and flourished throughout the lower Paleozoic era before beginning a drawn-out decline to ex...Call for more details

\$9.00

ITEM: 1083

HYDROSTONE



Ctenochasma elegans #4, (Pterodactylus)

Pterodactylus (pronounced ter-oh-DAK-til-us) and (meaning "wing finger") was a pterosaur with up to a 2.5 foot wide wingspan. Its head contained long, narrow jaws and sharp teeth, but it had no head crest on top. It is known to have lived in what is now Tanzania, England, France, and Germany during the late Jurassic period. It was not a dinosaur, but type of extinct, flying reptile that lived duri...Call for more details

\$25.00

ITEM: 402

4 X 4 INCHES

RESIN



Ctenochasma elegans, a pterosaur

Ctenochasma is distinguished mainly by its numerous (over 400 in adults) long, thin, curved and closely packed teeth, which lined its elongated and narrow snout. The teeth were so closely packed that they formed a comb, and in adults they projected outward away from the jaws, forming a basket; traditionally, these are thought to indicate a filter feeding lifestyle, straining water through the teet...Call for more details

\$199.00

ITEM: 3930

12 X 9.5 FRAME

HIGH DENSITY POLYURETHANE



Dactylioceras commune, ammonite

Dactylioceras was a widespread genus of ammonite from the Lower Jurassic period. They are generally small, averaging 2.6 inches in diameter.

Dactylioceras has a strong, ribbed shell. The ribs are slightly inclined forward, running over the outer edge, and either simple or forking at outer end. Though it eventually died out 180 million years ago, their style of ribbing was copied by numerous subsequent species. Call for more details

\$12.00

ITEM: 2449

3.25 INCHES

HYDROSTONE



Dalmanites perdue, Trilobite

This trilobite is from the Lower Devonian, Ross Limestone, Olive Hill Formation, Tennessee. Trilobites are very well-known, and possibly the second-most famous fossil group after the dinosaurs with some 15,000 known species. Trilobites are extinct arthropods that form the class Trilobita. They appeared at the start of the Cambrian period and flourished throughout the lower Paleozoic...Call for more details

\$42.00

ITEM: 1009

11.75 X 5.75 INCHES

RESIN



Darwinius masillae, Ida the missing link direct cast

This specimen is a direct cast from the original specimen of Darwinius masillae. Darwinius masillae - "Ida" was discovered in 1983 and described scientifically in 2007. The genus Darwinius was named to commemorate the bicentennial of the birth of Charles Darwin and the name masillae honors the location where it was found. The fossil is 23 inches long with the head and body making up...Call for more details

\$340.00

ITEM: 3215

22X15.5" PLATE 16" FOSSIL

HIGH DENSITY POLYURETHANE



Darwinius masillae, Ida the missing link sculpture

This specimen is a sculpture based on the original specimen of Darwinius masillae. The only known specimen of Darwinius masillae, dubbed Ida, was discovered in 1983 at the Messel pit, a disused shale quarry noted for its astonishing fossil preservation, near the village of Messel, about 35 km (22 mi) southeast of Frankfurt am Main in Germany. The fossil, divided into a slab and part...Call for more details

\$125.00

ITEM: 1374

16X8 INCHES

RESIN



Daspletosaurus, 3 Authentic Dinosaur Teeth

This series of 3 associated Daspletosaurus torosus teeth were found in Glacier County, Montana in October 2006. Each tooth is broken at top and bottom. Serrations are present on the front and back of each tooth. The enamel quality varies, but is generally fair, with significant root incursion on each tooth. The largest tooth is 2.17 inches. The middle tooth is 1.41 inches. The smallest tooth is 1....Call for more details

\$3,500.00

ITEM: 3433

2.17, 1.41, 1.26 INCHES

AUTHENTIC FOSSIL



Deinonychus, Dinosaur Raptor Slashing Claw

First of the raptors, Deinonychus was discovered by renowned paleontologist Dr. John Ostrom. Name means "terrible claw." Deinonychus was larger than the more popularly known Velociraptor but otherwise was similar in form and probably hunted in a similar manner. A super cast! Specs: Deinonychus sp. Cretaceous (115 m.y.a.). Wyoming & Montana, USA.

\$12.00

ITEM: 108

4.75 INCHES AROUND THE CURVE

RESIN CAST



Deinosuchus, Super Croc

Deinosuchus (pronounced DYE-no-SOO-kÉ™s) is an extinct relative of the alligator that lived 80 to 73 million years ago, during the Late Cretaceous period. The name translates as "terrible crocodile". The first remains were discovered in North Carolina in the 1850s, but it was not until 1909 that the genus was named and described. Additional fragments were discovered in the 1940s and were later i...Call for more details

\$CALL

ITEM: 1475

5.5 FEET LONG X 30 INCHES WIDE

RESIN



Dendroolithus (Hadrosaur Dinosaur Egg)

Dendroolithus is genus of dinosaur egg native to China and Mongolia. This type of egg is believed to have been laid by a Hadrosaur or duckbilled dinosaur. The original egg was found in China and is from the Cretaceous time period of about 100 million years ago. This replica egg is molded and cast from the original egg. The first dinosaur eggs were discovered in southern France in 18...Call for more details

\$50.00

ITEM: 159

5.5" X 5" X 4.5" HIGH

HOLLOW RESIN



Desmodus rotundus, vampire bat skull profile

This greatly enlarged bat skull replica was created for a special exhibit several years ago and is now available to you. Each ½ skull profile is on a plaque measuring 16x12 inches.

\$175.00

ITEM: 1002

16X12 INCHES

RESIN



Desmostylus hesperus, teeth in matrix

Desmostylus is an extinct genus of herbivorous mammal of the family Desmostylidae living during the Late Oligocene through the Late Miocene (28.4 mya–7.250 mya) for a span of approximately 21.2 million years. Desmostylus was a large, hippopotamus-like creature of about 1.8 meters (6 feet) long which weighed about 200 kilograms (440 pounds). It had a short tail and powerful legs w...Call for more details

\$95.00

ITEM: 3136

8 X 6 X 4 INCH MATRIX

RESIN



Detroit Gem, Mineral & Fossil Show Visit Prehistoric Planet ...

The Mineralogical & Fossil Event of The Year October 11-13, 2019 Macomb Community College Expo Center 14500 E. 12 Mile Road Warren, Michigan 48088

\$0.00

ITEM: 3022

Devonian Fire Rock

Devonian Fire Rock (400 million years old) Fire and Devonian Age rocks. These two natural elements are combined to create the perfect decorative accessory for tables, patios, and baths. This distinctive paraffin lamp is handcrafted from Devonian Age rocks over 400 million years old. Each Fire Rock is unique, some are natural stone and some contain fossils of ancient life. The...Call for more details

\$20.00

ITEM: 2183

ROCKS WITH FIRE CHAMBER



Diabloceratops eatoni, skull

Diabloceratops eatoni is a recently discovered species of extinct herbivorous dinosaur in the infraorder ceratopsia that lived during the Late Cretaceous. Its fossils were discovered in the Wahweap Formation of Southern Utah. Diabloceratops was a typical ceratopsian, with a large neckfrill of bone. It had no proper horn on the nose, but a pair of small horns above the eyes (hence it...Call for more details

\$CALL

ITEM: 1490

54 INCHES LONG X 28 INCHES WID
RESIN



Diadectes, reptile-like tetrapod Skull

Diadectes was a genus of large, very reptile-like tetrapods that lived during the Early Permian. It is one of the very first herbivorous tetrapods, and also one of the first fully terrestrial animals to attain large size. It was a heavily built animal, 1.5 to 3 meters long, with a thick-boned skull, heavy vertebrae and ribs, massive limb girdles and short, robust limbs. The nature of the limbs and...Call for more details

\$95.00

ITEM: 1986

8 X 7 X 3.5H INCHES
RESIN



Dickinsonia costata & Parvancorina minchami Ediacaran Fauna

Dickinsonia lived approximately 560 - 541 million years ago, during the Late Ediacaran or Pre-Cambrian. It was contemporaneous with other odd Ediacaran organisms, which resemble mud-filled bags, stalks, and mattresses. These aren't animals, as we know them. Dickinsonia is sometimes put in the phylum Proarticulata, which would be the only animal phylum to go completely extinct if it did really exist...Call for more details

\$100.00

ITEM: 1624

21"L X 12"W 6" DICKINSONIA
RESIN



Dicranurus monstrosus, Trilobite

Here is one of the more sought after trilobites of the Order Lichida, Family Odontopleuridae known as Dicranurus monstrosus. This specimen was found in the Devonian Megrane Formation near Oulmes, Morocco. Among its impressive features are the dramatically retorted occipital spines, looking like ram's horns. To what purpose could this spiny exoskeleton have been evolved? The answer is simple -- D...Call for more details

\$10.00

ITEM: 858

3.25X2.3 MATRIX SIZE
RESIN



Dicynodont (3 skull set)

Therapsida mammal-like reptiles from the mid- to late Permian, Karoo Formation of South Africa, Russia, Scotland, Asia and Americas.

Dicynodontia is an extinct clade of anomodonts, an extinct type of non-mammalian therapsid. Dicynodonts were herbivores that typically bore a pair of tusks, hence their name, which means 'two dog tooth'. Members of the group possessed a horny, typicall...Call for more details

\$30.00

ITEM: 315

SEE PHOTOS

RESIN



Didelphodon, skull

Didelphodon (meaning "two-womb tooth") is a genus of stagodont metatherians (extinct carnivorous mammalian clade that includes all mammals more closely related to marsupials than to placentals) from the Late Cretaceous of North America. Although perhaps little larger than a Virginia opossum, with a maximum skull length of 12.21 centimeters (4.81 inches) and a weight of 5 kilograms (...Call for more details

\$269.00

ITEM: 3204

5 L X 4 W X 3 H INCHES

RESIN



Dig A Real Shark Tooth

This Dig-A-Real Shark Tooth Kit contains an authentic 100 million year old shark tooth from the phosphate mines of Morocco. The tooth is encased in a soft matrix that can be chipped and dug away with a paleo probe to uncover a real tooth from the ancient past. Discover the thrill of discovery just like a real paleontologist. It's fun, educational and best of all you keep what you find. Each kit ...Call for more details

\$2.00

ITEM: 84800

1-2 INCHES

REAL SHARK TEETH



Dikelocephalus minnesotensis, trilobite

From the Upper Cambrian of the Dells Area, Wisconsin. Trilobites are very well-known, and possibly the second-most famous fossil group after the dinosaurs. There are over 17,000 species of trilobites. The name "trilobite" (meaning "three-lobed") is not based on the body sections cephalon, thorax and pygidium, but rather on the three longitudinal lobes: a central axial lobe, and two ...Call for more details

\$42.00

ITEM: 13

11.25 X 7.75 INCHES

HYDROSTONE



Dilophosaurus 3D printed adult skull

This skull was 3D printed using carbon fiber filament. It is very strong and lightweight. Dilophosaurus the spitting dinosaur (pure speculation) made famous in Jurassic Park was a speedy, slender, bipedal (walked on two legs), meat-eater that lived during the early Jurassic period. It was a theropod (a meat-eating dinosaur) about 20 feet (6 m) long, about 5 feet (1.5 m) tall at the ...Call for more details

\$400.00

ITEM: 3984

18X11X5 INCHES

3D PRINTED CARBON FIBER



Dilophosaurus Model

Dilophosaurus 1/35 Scale Polyresin Model.

\$69.00

ITEM: 633

10.6 IN. LONG X 2.6 IN. HIGH

POLYRESIN MODEL



Dimetrodon berea (Dimetropus), tracks from West Virginia

Dimetrodon berea (Dimetropus berea) Dimetrodon was a sail-backed, meat-eating animal that lived during the late Pennsylvanian and Permian Period, roughly 280 million years ago, before the dinosaurs evolved. It was a so-called mammal-like reptile, a pelycosaur; pelycosaurs were the ancestors of the mammals. Dimetrodon was a dominant carnivore during the Permian period, living mainly ...Call for more details

\$150.00

ITEM: 64

25X17 INCHES

RESIN & FIBERGLASS



Dimetrodon Skeleton, juvenile

Juvenile Dimetrodon Skeleton, Permian Of North America Dimetrodon (meaning two-measure teeth) was a sail-backed, meat-eating animal that lived during the Permian Period, roughly 280 MYA years ago, before the dinosaurs evolved. It was a so-called mammal-like reptile, a pelycosaur; pelycosaurs were the ancestors of the mammals. Dimetrodon was a dominant carnivore during the Permian pe...Call for more details

\$225.00

ITEM: 313

23X12 INCHES

RESIN



Dimetrodon skeleton, over 6 feet long

Pronounced (die-MET-roh-don) Dimetrodon was a prehistoric animal with a large sail; it was not a dinosaur but a pelycosaur, an early synapsid. 80 long x 36 wide x 40 high inches Dimetrodon (meaning two-measure teeth) was a sail-backed, meat-eating animal that lived during the Permian Period, roughly 280 MYA years ago, before the dinosaurs evolved. It was a so-called m...Call for more details

\$3,500.00

ITEM: 974

80 LONG X 36 WIDE X 40 HIGH IN
RESIN & FIBERGLASS



Dimetrodon, skull & jaws

Dimetrodon (meaning two-measure teeth) was a sail-backed, meat-eating animal that lived during the Permian Period, roughly 280 MYA years ago, before the dinosaurs evolved. It was a so-called mammal-like reptile, a pelycosaur; pelycosaurs were the ancestors of the mammals. Dimetrodon was a dominant carnivore during the Permian period, living mainly in swampy areas. Unlike their fellow non-finned pe...Call for more details

\$300.00

ITEM: 764

13X8X7.5 INCHES
RESIN



Dimetrodon, track

Dimetrodon track Dimetrodon (meaning two-measure teeth) was a sail-backed, meat-eating animal that lived during the Permian Period, roughly 280 MYA years ago, before the dinosaurs evolved. It was a so-called mammal-like reptile, a pelycosaur; pelycosaurs were the ancestors of the mammals. Dimetrodon was a dominant carnivore during the Permian period, living mainly in ...Call for more details

\$40.00

ITEM: 3055

12 X 8 X 2 INCHES
RESIN



Dinictis felina "false saber-toothed cat" Skull

Dinictis felina "false saber-toothed cat" Skull This skull is cast from a rare specimen found in the Brule Formation in South Dakota. 7" L x 4 1/4" W x 3 1/4" H. We obtained this from an old collection purchased many years ago. Dinictis was endemic to North America from the Late Eocene to Early Miocene epochs (37.2-20.4 million years ago), existing for about 16.8 million ye...Call for more details

\$200.00

ITEM: 4006

7" L X 4 1/4" W X 3 1/4" H
RESIN



Dino Doctor Electronic Removeable Dino Body Parts Game

Take turns spinning the game arrow to find out which body part you have to remove! If the player successfully takes out the part without the Dino shaking, then the player earns points and keeps the. If the Dino starts to shake, the player must drop the body part back into position. The game is finished when all the parts have been removed from the Dino. The player with the most points wins!...Call for more details

\$14.35

ITEM: 4016

10 X 8.5 X 2 INCHES
PLASTIC AND METAL

Dinocrocuta giganteus, giant hyena skull

Dinocrocuta giganteus, skull. Location: Gansu Province, China Age: Late Miocene, 6 MYA

\$CALL

ITEM: 1827

16 L X 11 W X 10 H INCHES
RESIN

Dinosaur Bone Photomicrograph

This stunning photomicrograph (microscopic photo) of a dinosaur bone thin section is the natural color of the fossil specimen. Each of 5 available photos shows in vivid color detail the bone structure of a dinosaur bone. These are truly works of art mounted and ready to frame. The photo is 8x10 inches with a 9.5x11.5 inch matte.

\$22.00

ITEM: 1570

8X10 INCH PHOTO 9.5X11.5 MATTE
PHOTOMICROGRAPH

Dinosaur Bone Photomicrograph

This stunning photomicrograph (microscopic photo) of a dinosaur bone thin section is the natural color of the fossil specimen. Each of 5 available photos shows in vivid color detail the bone structure of a dinosaur bone. These are truly works of art mounted and ready to frame. The photo is 8x10 inches with a 9.5x11.5 inch matte.

\$22.00

ITEM: 157000

8X10 INCH PHOTO 9.5X11.5 MATTE
PHOTOMICROGRAPH



Dinosaur Bone Photomicrograph

This stunning photomicrograph (microscopic photo) of a dinosaur bone thin section is the natural color of the fossil specimen. Each of 5 available photos shows in vivid color detail the bone structure of a dinosaur bone. These are truly works of art mounted and ready to frame. The photo is 8x10 inches with a 9.5x11.5 inch matte.

\$22.00
ITEM: 157001

8X10 INCH PHOTO 9.5X11.5 MATTE
PHOTOMICROGRAPH



Dinosaur Bone Photomicrograph

This stunning photomicrograph (microscopic photo) of a dinosaur bone thin section is the natural color of the fossil specimen. Each of 5 available photos shows in vivid color detail the bone structure of a dinosaur bone. These are truly works of art mounted and ready to frame. The photo is 8x10 inches with a 9.5x11.5 inch matte.

\$22.00
ITEM: 157002

8X10 INCH PHOTO 9.5X11.5 MATTE
PHOTOMICROGRAPH



Dinosaur Bone Photomicrograph

This stunning photomicrograph (microscopic photo) of a dinosaur bone thin section is the natural color of the fossil specimen. Each of 5 available photos shows in vivid color detail the bone structure of a dinosaur bone. These are truly works of art mounted and ready to frame. The photo is 8x10 inches with a 9.5x11.5 inch matte.

\$22.00
ITEM: 157003

8X10 INCH PHOTO 9.5X11.5 MATTE
PHOTOMICROGRAPH



Dinosaur & Fossil Business Opportunity For Sale

TREASURES OF THE EARTH FOR SALE Hello! Iâ€™m Barbara Sincak, Owner of Treasures of the Earth, a unique business located in Hollsopple in Western PA. I have decided to retire after being in business for over 30 years and am selling everything! This business includes: 1) a huge inventory; 2) machinery and production equipment, 3) fixtures; 4) molds especially created by us; and 5) rea...Call for more details

\$599,900.00
ITEM: 3498



Dinosaur Coprolite, 1 authentic fossil dinosaur dung, poops

This item contains 1 piece of authentic fossil dinosaur coprolite, dung, or poop. They are small pieces that have been tumbled and polished. They were found in the Jurassic of Utah. Fossil Dinosaur Poop Coprolite, dung, poop, or feces This ordinary looking rock is actually fossilized dinosaur poop or dung with a formal name of Coprolite. The dung was fossilized...Call for more details

\$2.00

ITEM: 1183

1/2 TO 3/4 INCHES EACH
AUTHENTIC FOSSIL



Dinosaur Egg, theropod

Location: China Age: Late Cretaceous, 83 MYA

\$75.00

ITEM: 1781

7 INCHES LONG
RESIN



Dinosaur Egg, theropod

Location: China Age: Late Cretaceous, 83 MYA

\$75.00

ITEM: 1782

5.5 INCHES LONG
RESIN



Dinosaur Extinction Event Layer K-PG (K-T) Boundary Soil Sam...

Dinosaur Extinction Event Layer K-PG (K-T) Boundary Soil Sample Age: 65.5 million Years Ago Slope County, South Dakota, USA This is a true example of authentic KT Boundary Extinction layer. Your authentic specimen comes in a 3.5 x 2.5-inch acrylic display case with a detailed description of your specimen. Every fossil is one of a kind, unique. Your authentic fos...Call for more details

\$25.00

ITEM: 3451

3 3/4 X 2 3/4 X 1 ACRYLIC CASE
AUTHENTIC FOSSIL



Dinosaur Extinction Event Layer K-PG (K-T) Boundary Soil Sam...

You are buying 1 authentic sample of the KT Boundary layer approximately 66 million years old. Your sample will be similar in size and condition to the one pictured here. It may be slightly smaller or larger than the one pictured. Your authentic fossil specimen comes in a 3.5 x 2.5-inch acrylic display case with a detailed description of your specimen. Every fossil is one of a kind, unique. Your a...Call for more details

\$10.00

ITEM: 4036

3 3/4 X 2 3/4 X 1 ACRYLIC CASE
AUTHENTIC FOSSIL



DINOSAUR FOSSIL SKULLS PENCIL TOPS

DINOSAUR FOSSIL SKULLS PENCIL TOP A proven winner for the Back to School season and beyond. This a collection of 12 dinosaur skull pencil tops. Skulls vary and there are some duplicate skulls in each dozen. Skulls very detailed are up to 2 inches.

\$8.00

ITEM: 3156

UP TO 2 INCHES
RUBBER



Dinosaur Miscellaneous fossil dig panel #7

These panels are made of sturdy lightweight fiberglass. They could be used as a wall hanging or, with a little sand, they can simulate a fossil dig site for children of all ages to explore. A. T-Rex maxilla B. Albertosaurus maxilla C. Dinosaur claws (3) D. Utahraptor claw E. Duckbill jaw F. T-Rex toe claw G. Cycad stump H. Duck...Call for more details

\$1,250.00

ITEM: 1134

4 X 4 FEEET
RESIN & FIBERGLASS



Dinosaur Miscellaneous fossil dig panel #8

These panels are made of sturdy lightweight fiberglass. They could be used as a wall hanging or, with a little sand, they can simulate a fossil dig site for children of all ages to explore. A. Triceratops Brow horns B. Duckbill jaw with tooth battery C. Iguanodon thumb D. Dinosaur toe claw (2) E. Duckbill toes (2) F. Duckbill cervical vertebra...Call for more details

\$1,250.00

ITEM: 1135

4 X 4 FEET
RESIN & FIBERGLASS



Dinosaur Panorama, 3 foot long poster, laminated NOW 25% OFF

This Deluxe panoramic dinosaur poster/chart has all the detail you'd expect from Safari. Clean crisp lines allows you to see all of the dinosaurs coming right at you! Perfect for a school classroom, college dorm, library, or just to hang in a bedroom. Measures: 36 inches wide and 13 inches high. Laminated.

\$25.00

ITEM: 125300

36X13 INCHES

FINE PRINT LAMINATED



Dinosaur Rib Pathology from the Trex known as Tinker

A bone pathology refers to abnormalities in bone growth or healing from injury or disease. Such abnormalities (pathologies) are not limited to modern or living animals and are also found in the fossil record. Finding bone pathologies in the fossil record are rare. The replica specimen presented here shows how injury or disease affected the normal growth of the bone. It is fascinatin...Call for more details

\$150.00

ITEM: 1392

OVER 3 FEET AROUND THE CURVE
SOLID RESIN



Dinosaur Skeletons, 12 different ones

You get all 12 skeletons for one price. Sold at \$2 each but save \$9 on the set of 12. 1□Brachiosaurus 2□Dilophosaurus 3□Dimetrodon 4□Hadrosaurus 5□Iguanodon 6□Pachycephalosaurus 7□Parasaurolophus 8□Pteranodon 9□Stegosaurus 10□Styracosaurus 11□Triceratops 12□Tyrannosaurus rex

\$15.00

ITEM: 1306

6-7 INCHES EACH
PVC



Diplocaulus magnicornis

Diplocaulus was an aquatic amphibian that grew up to 3 feet in length. Unlike most of the other reptiles and amphibians of the time, Diplocaulus was completely adapted to a water environment. They had tiny legs of little use, a boomerang shaped head and a long slender body. They also possessed a long, powerful tail that propelled them through the water, while the broad, flat head may have acted to...Call for more details

\$199.00

ITEM: 975

10" WIDE X 5 7/8" LONG
RESIN



Diplocaulus magnicornis, life sculpture

Diplocaulus was an early amphibian distinguished by a boomerang shaped head formed by two elongated bones at the back of the skull. This odd shape may have been used as a hydrofoil allowing it to swim against the current. It also would have made it difficult for predators to swallow. Diplocaulus was a tetrapod, an amphibian, a labyrinthodont, a lepospondyl, and a nectridian.

\$399.00

ITEM: 788

24X14X2 INCHES

RESIN



Diplocaulus, amphibian skull

Diplocaulus was an early amphibian distinguished by a boomerang shaped head formed by two elongated bones at the back of the skull. This odd shape may have been used as a hydrofoil allowing it to swim against the current. It also would have made it difficult for predators to swallow. Diplocaulus was a tetrapod, an amphibian, a labyrinthodont, a lepospondyl, and a nectridian.

...Call for more details

\$95.00

ITEM: 67

12" X 6" X 1.5"

RESIN



Diplocynodon, juvenile crocodile

Diplocynodon is an extinct 49 million year old crocodile from the Messel Formation of Germany. The Order Crocodilia has existed for about 200 million years. It is believed that crocodiles originated from bipedal reptiles that lived during the Late Triassic Period. Crocodiles are the only surviving members of the Superorder Archosauria which included dinosaurs and pterosaurs. Crocodiles have change...Call for more details

\$112.00

ITEM: 1179

15.1 X 7.25X 1 INCHES

HIGH DENSITY POLYURETHANE



Diplocynodon, Messel, juvenile crocodile

Diplocynodon is an extinct 49 million year old crocodile from the Messel Formation of Germany. The Order Crocodilia has existed for about 200 million years. It is believed that crocodiles originated from bipedal reptiles that lived during the Late Triassic Period. Crocodiles are the only surviving members of the Superorder Archosauria which included dinosaurs and pterosaurs. Crocodiles have change...Call for more details

\$499.00

ITEM: 3197

12" X 17-1/2" X 3/4"

HIGH DENSITY POLYURETHANE



Diplodocus dinosaur vertebra Chevron

Diplodocus Chevron Bone Jurassic Age, Utah Chevrons are a series of bones on the underside of the tail of dinosaurs, reptiles and a few other kinds of animals. Chevrons are attached to the bottom of the tail (caudal) vertebra. Their main function is to protect critical elements in the tail such as nerves and blood vessels from being damaged when the animal either supports its...Call for more details

\$39.00

ITEM: 3971

8.75X4X1.5 INCHES

RESIN



Diplomystus dentatus, Green River Fish

Diplomystus is a representative of a primitive group of herring-like fishes known only from the fossil record. Some Diplomystus fossils have been found that date back to the Late Cretaceous Period, 80 million years ago. This species, Diplomystus dentatus is from the Eocene Epoch and is about 55 million years old. It is found in southwestern Wyoming in the world famous Green River Formation fossil ...Call for more details

\$299.00

ITEM: 258

25.5 X 13.25 IN.

RESIN



Dipterocarpus Authentic Petrified Wood, Indonesia

Petrified wood is the name given to wood that has been turned into stone (fossilized) through the process of permineralization. All of the organic matter becomes replaced by minerals, while much of the original structure such as tree rings is retained. For this to happen the wood needs to be buried in an environment both low in oxygen (preventing decomposition) and with flowing, mineral-laden water...Call for more details

\$25.00

ITEM: 3239

6 X 4.5 X 1/2 INCH

AUTHENTIC FOSSIL



Dipterocarpus Authentic Petrified Wood, Indonesia

Petrified wood is the name given to wood that has been turned into stone (fossilized) through the process of permineralization. All of the organic matter becomes replaced by minerals, while much of the original structure such as tree rings is retained. For this to happen the wood needs to be buried in an environment both low in oxygen (preventing decomposition) and with flowing, mineral-laden water...Call for more details

\$20.00

ITEM: 3247

6 X 6 X 1/2 INCH

AUTHENTIC FOSSIL



Dipterocarpus Authentic Petrified Wood, Indonesia

Petrified wood is the name given to wood that has been turned into stone (fossilized) through the process of permineralization. All of the organic matter becomes replaced by minerals, while much of the original structure such as tree rings is retained. For this to happen the wood needs to be buried in an environment both low in oxygen (preventing decomposition) and with flowing, mineral-laden water...Call for more details

\$30.00

ITEM: 3586

10 X 6 X 1/2 INCH

AUTHENTIC FOSSIL



Dire Wolf, Canis dirus, Skull 2/3 Scale 3D Printed, Replica

The Dire Wolf, Canis dirus, is an extinct carnivorous mammal of the genus Canis, and was most common in North America and South America from the Irvingtonian stage to the Rancholabrean stage of the Pleistocene epoch living 1.80 Ma - 10,000 years ago. Although it was closely related to the Gray Wolf and other sister species, Canis dirus was not the direct ancestor of any species known...Call for more details

\$129.00

ITEM: 3910

6.5" X 4" X 3.5"

RESIN



Doryaspis nathorsti, primitive jawless fish

Doryaspis ("Dart Shield") (also known by its synonym, "Lyktaspis") is an extinct genus of primitive jawless fish that lived in the Devonian period. Fossils have been discovered in Spitsbergen. The animals had a canteen-shaped body armor, and had large branchial plates that extended out and curved downward in a triangular shape, very similar to those of the pycnosteids. An element o...Call for more details

\$30.00

ITEM: 3584

9 X 4.5 INCHES

RESIN



Dracorex hogwartsia, dinosaur skull, Seen in December, 2007 ...

PRESENTING the first replica available of Dracorex hogwartsia, named by paleontologists Bob Bakker and Victor Porter after the fictional "Hogwarts Academy" from the popular Harry Potter* books. There are only two known Dracorex skulls. The first skull found is in the collections of the Children's Museum of Indianapolis. The profile cast offered here is based on a new discovery and c...Call for more details

\$300.00

ITEM: 1148

21" L X 11" W X 5" H

HOLLOW RESIN



Dracorex hogwartsia, Squamosal Horn Cast Replica

This is the cast replica of the Squamosal horn of Dracorex hogwartsia. There has been no restoration all of the material you see in the cast is directly from the original fossil. The original fossil was collected in N.E. Montana's Hell Creek Formation. In 2006 a new species of Pachycephalosaur was named, it was called Dracorex hogwartsia after the fictional "Hogwarts Academy" of aut...Call for more details

\$30.00

ITEM: 3047

8 INCHES LONG
RESIN



Dracorex hogwartsia, Squamosal Horn Cast Replica

This is the cast replica of the Squamosal horn of Dracorex hogwartsia. There has been no restoration all of the material you see in the cast is directly from the original fossil. The original fossil was collected in N.E. Montana's Hell Creek Formation. In 2006 a new species of Pachycephalosaur was named, it was called Dracorex hogwartsia after the fictional "Hogwarts Academy" of aut...Call for more details

\$15.00

ITEM: 3097

4 INCHES LONG
RESIN



Dragonfly (Odonata) Protolindenia wittei

Jurassic, Solnhofen, Germany Specimen The Odonata are known to be ancient insects. The oldest recognizable fossils of the group belong to the Protodonata, an ancestral group that is now extinct. The earliest fossils so far discovered come from Upper Carboniferous (Pennsylvanian) sediments in Europe formed about 325 million years ago. Like modern-day dragonflies, the Protodonata were...Call for more details

\$20.00

ITEM: 1103

7.25 X 4.75 INCHES
RESIN



Dromaeosaurus albertensis, Skull

Dromaeosaurus albertensis "Swift Running Lizard" Length:6 feet (1.8 m)
Pronounced: Dro-me-o-Saw-rus Weight:33 pounds (15 kilos) Where found: Alberta, Canada; Montana, USA Dromaeosaurus was the original raptor. It was a small, vicious hunter that had a mouth full of serrated, razor-sharp teeth and a sharp, hooked claw on eac...Call for more details

\$1,900.00

ITEM: 3206

8.5 X 4 X 4.5 INCHES
RESIN



Drotops megalomanicus, trilobite

From the Devonian of Alnif, Morocco Trilobites are very well-known, and possibly the second-most famous fossil group after the dinosaurs with some 15,000 known species. Trilobites are extinct arthropods that form the class Trilobita. They appeared at the start of the Cambrian period and flourished throughout the lower Paleozoic era before beginning a drawn-out decline to extinction ...Call for more details

\$10.00

ITEM: 1068

5.25 INCHES

HYDROSTONE



Drotops megalomanicus, Trilobite enrolled

This large enrolled trilobite is from the Devonian of the Alnif region of Morocco.

\$10.00

ITEM: 855

3.2X2.5 INCHES MATRIX SIZE

RESIN



Drotops megalomanicus, trilobite, fossils as art

This beautiful replica Drotops megalomanicus belongs to the Order Phacopida and the Family Phacopidae. Most of the members of the phacopids are characterized by large compound eyes. Drotops megalomanicus is also the largest in this order. These large trilobites are from the Middle Devonian and come from Mt. Issourmous, Morocco. This affordable replica would make a great addition to ...Call for more details

\$165.00

ITEM: 1190

11.25X10.25X1.5

POLY-RESIN REPLICA



Dunkleosteus marsaisi , armored fish skull

This specimen is from the Devonian of Morocco. Dunkleosteus, the biggest member of the family Dinichthyidae ("terrible fishes"), was a heavily armored primitive fish from the late Devonian period, about 360 million years ago. This top predator was up to 11.5 ft (3.5 m) long and had large, scissor-like cutting jaws with serrated, razor-sharp bones, but no teeth. Its skull was was ove...Call for more details

\$CALL

ITEM: 1106

41" LONG 25" HIGH 24" WIDE

RESIN



Dunkleosteus, armored fish jaw

This specimen is from the Devonian of the Cleveland Shale of Ohio.

Dunkleosteus, the biggest member of the family Dinichthyidae ("terrible fishes"), was a heavily armored primitive fish from the late Devonian period, about 360 million years ago. This top predator was up to 11.5 ft (3.5 m) long and had large, scissor-like cutting jaws with serrated, razor-sharp bones, but no teeth. I...Call for more details

\$62.00

ITEM: 1105

16.75 INCHES LONG

RESIN



Dunkleosteus, model

Dunkleosteus, the biggest member of the family Dinichthyidae ("terrible fishes"), was a heavily armored primitive fish from the late Devonian period, about 360 million years ago. This top predator was up to 11.5 ft (3.5 m) long and had large, scissor-like cutting jaws with serrated, razor-sharp bones, but no teeth. Its skull was over 2 feet (65 cm) long. It had a jointed neck, an eel-like tail...Call for more details

\$10.00

ITEM: 933

7 INCHES LONG

POLYRESIN



Dwarf Mammoth Tooth, Mammuthus exilis, on stand

This dwarf mammoth tooth shows the ridges of enamel cemented by dentine.

As the soft dentine wore down, it exposed the hard enamel plates and continuously provided a rough, corrugated surface with which to chew.

Species: Mammuthus

\$65.00

ITEM: 113

6.5" L X 2 5/8" W X 5.5" ROOT

RESIN CAST



Dytiscus marginalis, the great diving beetle

From The Labrea Tar Pits Pleistocene Age The great diving beetle, Dytiscus marginalis, is a large aquatic diving beetle native to Europe and northern Asia, and is particularly common in England. The great diving beetle, true to its name, is a rather sizable insect. The larvae can grow up to 60 mm in length, while the adults are generally between 27-35 mm.

\$3.00

ITEM: 55

1.5 INCHES LONG

RESIN OR HYDROSTONE



Early Homo sapiens Skull, (Skhul) 5 Palestine

The Homo sapiens skull Skhul 5 was discovered by T. McCown near Mount Carmel, Israel in 1932. McCown first described the skull in 1936 in the Bulletin American School of Prehistoric Research (Issue 12). The remains of 10 individuals were excavated from Skhul cave in 1932 and are widely considered to be the earliest examples of H. sapiens outside of Africa. The Skhul skulls show much variation in t...Call for more details

\$199.00

ITEM: 1562

8.75 INCHES HIGH
RESIN



Edaphosaurus, skull, sculpture

Edaphosaurus, (meaning "pavement lizard" for dense clusters of teeth) is a genus of extinct edaphosaurid synapsid that lived in what is now North America and Europe around 300 to 280 million years ago, during the late Carboniferous to early Permian periods. The American paleontologist Edward Drinker Cope first described Edaphosaurus in 1882, naming it for the "dental pavement" on both the upper an...Call for more details

\$195.00

ITEM: 3260

7 X 4 X 4 INCHES
RESIN



Edestus Shark Tooth Whorl

Edestus is an extinct genus of edestoid cartilaginous fish known from the Late Carboniferous (Pennsylvanian) of the United Kingdom, Russia, and the United States. Most remains consist of isolated curved blades or "whorls" that are studded with teeth, that in life were situated within the jaws. The largest species, E. heinrichi, has been conservatively estimated to reach greater than 6.7 m (22 ft) ...Call for more details

\$100.00

ITEM: 3985

13X3X1.5 INCHES
SOLID RESIN



Edmontosaurus 3/4 skull 46 Inches long

This is an adult skull in ¾ relief. It is 46 inches long, 24 inches high and 10 inches thick. The right side of the skull is flat on the back to allow the display to hug a wall or cabinet. Edmontosaurus was a large bipedal plant-eating dinosaur found in western North America. It belonged to a group of the "duckbilled or hadrosaur dinosaurs", characterized by a particular denture fo...Call for more details

\$2,000.00

ITEM: 2108

46" X 24" X 10" INCHES
RESIN

Edmontosaurus annectens (Anatosaurus) Skull & Jaws RENTAL



Edmontosaurus annectens was a species of flat-headed or saurolophine hadrosaurid ornithomimid dinosaur (a "duck-billed dinosaur") from the very end of the Cretaceous Period, in what is now North America. Remains of E. annectens have been preserved in the Frenchman, Hell Creek, and Lance Formations. All of these formations are dated to the late Maastrichtian stage of the Late Cretaceous Period, repre...Call for more details

\$CALL

ITEM: 820

45 INCHES LONG

RESIN



Edmontosaurus dinosaur skin impression

Dinosaur skin impressions are quite rare. We often find bone, which tells us about the osteology of these ancient animals, however typically the soft parts of the animals decayed and were not preserved. Skin impressions are rare, but when found, and, if carefully prepared, they help us to more accurately envision what they would have looked like in life. This hadrosaur skin impression is from an o...Call for more details

\$128.00

ITEM: 979

6.5X4.5 INCHS

RESIN



Edmontosaurus dinosaur skin impression

Dinosaur skin impressions are quite rare. We often find bone, which tells us about the osteology of these ancient animals, however typically the soft parts of the animals decayed and were not preserved. Skin impressions are rare, but when found, and, if carefully prepared, they help us to more accurately envision what they would have looked like in life. This hadrosaur skin impression is from an o...Call for more details

\$12.00

ITEM: 1451

5.5 X 4 INCHES

RESIN



Edmontosaurus dinosaur tibia with skin

Finding dinosaur skin is very rare and you can be proud to own this replica of Edmontosaurus skin found on its tibia. Edmontosaurus was a large bipedal plant-eating dinosaur found in western North America. It belonged to a group of the "duckbilled or hadrosaur dinosaurs", characterized by a particular denture formed by batteries of hundreds of small lozenge teeth for pulverizing the...Call for more details

\$45.00

ITEM: 1419

7X4.5 INCHES

RESIN



Edmontosaurus regalis, toe, juvenile

This is the ungual phalanx (toe) of a juvenile Edmontosaurus found in the Hell Creek Formation of South Dakota. Cretaceous Age.

\$10.00

ITEM: 1375

2.5 X 2 INCHES

RESIN



Edmontosaurus tooth row

Edmontosaurus was a large bipedal plant-eater common in North America during the late Cretaceous. It is one of the best-known "duckbilled" dinosaurs (hadrosaurus) characterized by a particular denture formed by batteries of hundreds of small lozenge like teeth which it used for pulverizing its tough plant foods. Edmontosaurus was up to 39 feet long and 16 feet tall. The teeth in...Call for more details

\$20.00

ITEM: 3109

5 X 1.25 X 1 INCHES

RESIN



Edmontosaurus Track

This track was probably made by the hind foot Edmontosaurus. Edmontosaurus was one of the last non-avian dinosaurs, and lived alongside dinosaurs like Triceratops and Tyrannosaurus shortly before the Cretaceous-Paleogene extinction event that occurred 66 million years ago. Some 66 million years ago a dinosaur stepped into some soft mud leaving its foot impression, the neg...Call for more details

\$300.00

ITEM: 3137

26 X 21.5 X 6.25 INCHES

HYDROSTONE & FIBERGLAS MESH



Edmontosaurus ungual toe bone, record size

This is the ungual phalanx (toe) of an Edmontosaurus found in the Hell Creek Formation of Harding County, South Dakota. Cretaceous Age. The ungula is the last digit of the hand or foot and is the bone under the nail. This specimen is the largest we have been able to measure and thus may be a record size. Edmontosaurus was a large bipedal plant-eater very common in North America during...Call for more details

\$20.00

ITEM: 3001

5 X 4 INCHES

RESIN



Edmontosaurus, cervical vertebra

This replica Edmontosaurus cervical vertebra was collected as part of a 60% complete skeleton in the Cretaceous, Hell Creek Formation of southern North Dakota. This is 1 of 2 vertebra available from this specimen. Search item 767. The skeleton is on exhibit at the West Virginia Geological Survey Museum in Morgantown, WV

\$60.00

ITEM: 3660

6" LONG X 8" WIDE X 3" THICK
RESIN



Edmontosaurus, lumbar vertebra

This replica Edmontosaurus lumbar vertebra was collected as part of a 60% complete skeleton in the Cretaceous, Hell Creek Formation of southern North Dakota. This is 1 of 2 vertebra available from this specimen. Search item 76703. The skeleton is on exhibit at the West Virginia Geological Survey Museum in Morgantown, WV

\$60.00

ITEM: 767

11" LONG X 8" WIDE X 3" THICK
RESIN



Edmontosaurus, toe ungual phalanx toe

This is the ungual phalanx (toe) of an Edmontosaurus found in the Hell Creek Formation of South Dakota. Cretaceous Age.

\$10.00

ITEM: 564

2.5 X 2 INCHES
RESIN



Edmontosaurus, tooth

Tooth from the largest of the Hadrosaurs

\$8.00

ITEM: 735

2 INCHES LONG
RESIN CAST



Edmontosaurus, tooth row

Tooth Row. Dental pavement of closely packed rows of self sharpening teeth from the largest of the Hadrosaurs.

\$12.00

ITEM: 302

5LX2WX2H

RESIN CAST



Edmontosaurus, tooth row

Edmontosaurus was a large bipedal plant-eater common in North America during the late Cretaceous. It is one of the best-known "duckbilled" dinosaurs (hadrosaurus) characterized by a particular denture formed by batteries of hundreds of small lozenge like teeth which it used for pulverizing its tough plant foods. Edmontosaurus was up to 39 feet long and 16 feet tall. The teeth in...Call for more details

\$20.00

ITEM: 3648

4.5 X 3.5 X1 INCHES

RESIN



Edmontosaurus, tooth with root

Edmontosaurus was a large bipedal plant-eating dinosaur found in western North America. It belonged to a group of the "duckbilled or hadrosaur dinosaurs", characterized by a particular denture formed by batteries of hundreds of small lozenge teeth for pulverizing the tough plant food. They were up to 39 feet long and 16 feet tall. They lived during the late Cretaceous.

\$8.00

ITEM: 547

3 INCHES LONG

RESIN



Eldonia berbera, fossil jellyfish

This specimen of Eldonia is from the lower Devonian of Alnif, Morocco. Eldonia is a great example of a problematic fossil organism. Specimens are preserved as a nearly flat impression. Distinct strands radiating from the center are interpreted as radial canals on both the ventral and dorsal surface. There is still considerable debate among paleontologist as to whether they are jelly...Call for more details

\$62.00

ITEM: 1204

6.75" ON 8" MATRIX

RESIN



Elrathia kingi, Cambrian Age trilobite

These are authentic fossil trilobites found in the Wheeler Shale Formation, House Range, Millard County, Utah. It is from the Upper Cambrian Age of about 520 million years ago. You are not purchasing the trilobite shown it is only an example. We have dozens of these and will pick the best ones for you. Most of these trilobites are headless but otherwise in very good c...Call for more details

\$6.00

ITEM: 644

1-2 INCHES

AUTHENTIC FOSSIL



Emu (Dromaius novaehollandiae), leg & foot

Emu leg & foot from the 2nd largest flightless bird of Australia.

\$310.00

ITEM: 1786

17 INCHES LONG

RESIN



Eopelobates wagneri, Messel Frog

Considering that the Messel location was a series of lakes, it is remarkable that very few amphibians have been found there. Reptiles are much more common and are more typically found during excavations. Eopelobates wagneri, a Messel frog, represents one of five species of amphibians which are found at the Messel site. The Messel Pit is a no longer used quarry near the village of Me...Call for more details

\$129.00

ITEM: 3146

8-1/2 X 7-1/4 X 3/4

RESIN



Eoraptor Skull, model

CLASSIFICATION Eoraptor was a saurischian ("lizard-hipped") dinosaur, a very primitive theropod, and a member of the infraorder Herrerasauria (which includes Herrerasaurus, Staurikosaurus, Saltopus, and other very early dinosaurs). The type species is Eoraptor lunensis (named by Paul Sereno, Forster, Rogers and Monetta in 1993). WHEN EORAPTOR LIVED Eor...Call for more details

\$75.00

ITEM: 59

10 CM (4 INCHES) LONG

RESIN MODEL



Eremotherium Ground Sloth Claw with Sheath

22 Inches Around Outer Curve 9 Inches Wide 5 Inches Thick Eremotherium was a huge, bulky, slow-moving mammal that lived during the Pleistocene epoch in the United States. It went extinct about 11,000 years ago. The similar sized Megatherium genus was from South America. Anatomy: Eremotherium had peg-like teeth, powerful jaws, and a thick, short tail. It ...Call for more details

\$120.00

ITEM: 314

22" AROUND THE OUTER CURVE
HOLLOW RESIN



Eremotherium mirabile, (Megatherium) giant ground sloth skull...

Megatherium (pronounced MEG-ah-THEER-ee-um)(now known as Eremotherium) was a huge, bulky, slow-moving mammal that lived during the Pleistocene epoch in South America. It went extinct about 11,000 years ago. This ice-age mammal was the largest of the ground sloths; Megatherium's name means "great beast." Megatherium was named by paleontologist Richard Owen in 1856; the first Megatherium fossil was ...Call for more details

\$995.00

ITEM: 1593

26X15.5X14.5 INCHES
RESIN AND FIBERGLAS



Eremotherium mirabile, (Megatherium) giant ground sloth toot...

Megatherium (pronounced MEG-ah-THEER-ee-um)(now known as Eremotherium) was a huge, bulky, slow-moving mammal that lived during the Pleistocene epoch in South America. It went extinct about 11,000 years ago. This ice-age mammal was the largest of the ground sloths; Megatherium's name means "great beast." Megatherium was named by paleontologist Richard Owen in 1856; the first Megatherium fossil was ...Call for more details

\$25.00

ITEM: 143

5.5 INCHES LONG
RESIN, SOLID



Eremotherium mirabile, (Megatherium) giant ground sloth toot...

Megatherium (pronounced MEG-ah-THEER-ee-um)(now known as Eremotherium) was a huge, bulky, slow-moving mammal that lived during the Pleistocene epoch in South America. It went extinct about 11,000 years ago. This ice-age mammal was the largest of the ground sloths; Megatherium's name means "great beast." Megatherium was named by paleontologist Richard Owen in 1856; the first Megatherium fossil was ...Call for more details

\$20.00

ITEM: 3287

2 X 1.5 X 2.5 ON 5X4" MATRIX
RESIN, SOLID



Eryon actiformis, a Solnhofen fossil lobster

This replica Eryon (lobster) fossil was preserved upside down and shown the underside or belly of the animal. Eryon actiformis is an extinct member of the diverse group of arthropods called Decapods. Decapods comprise lobster, shrimp, prawns and crabs. The majority of Solnhofen crustaceans are decapods. Of all Solnhofen decapod fossils, shrimp such as Aeger, are the most common and abundant. E...Call for more details

\$42.00

ITEM: 1381

12.5 X 8 INCHES

RESIN



Eryon, Fossil Lobster or Crab

Eryon is an extinct member of the diverse group of arthropods called Decapoda. Decapods comprise lobster, shrimp, prawns and crabs. The majority of Solnhofen crustaceans are decapods. Of all Solnhofen decapod fossils, shrimp such as Aeger, are the most common and abundant. Eryon is a crab-like lobster creature classified as a lobster and is one of the world's oldest true lobsters. Lobster, sh...Call for more details

\$50.00

ITEM: 1602

4.5X3.75" ON A 7X7" MATRIX

RESIN



Eryops megacelphalus, amphibian

Eryops (pronounced EAR-ee-ops) (meaning "long eye" or "drawn-out eye" in Greek) was a common, primitive labyrinthodontid amphibian that lived in Permian period swamps. This meat-eater had a stout body with very wide ribs, a strong spine, four short, strong legs, a short tail, and a wide, elongated skull with many sharp teeth. Its teeth had enamel with a folded pattern. Eryops was about 5 feet long...Call for more details

\$152.00

ITEM: 1108

12.5 X 9.5 SKULL 20 X 15 PLATE

RESIN & FIBERGLAS



Eryops megacelphalus, amphibian

Eryops (pronounced EAR-ee-ops) (meaning "long eye" or "drawn-out eye" in Greek) was a common, primitive labyrinthodontid amphibian that lived in Permian period swamps. This meat-eater had a stout body with very wide ribs, a strong spine, four short, strong legs, a short tail, and a wide, elongated skull with many sharp teeth. Its teeth had enamel with a folded pattern. Eryops was about 5 feet long...Call for more details

\$250.00

ITEM: 2413

17 X 11.5 X 5 INCHES

RESIN & FIBERGLAS



Eryops megacephalus, skeleton

Eryops (pronounced EAR-ee-ops) (meaning "long eye" or "drawn-out eye" in Greek) was a common, primitive labyrinthodontid amphibian that lived in Permian period swamps. This meat-eater had a stout body with very wide ribs, a strong spine, four short, strong legs, a short tail, and a wide, elongated skull with many sharp teeth. Its teeth had enamel with a folded pattern. Eryops was about 5 feet long...Call for more details

\$CALL

ITEM: 1961

5.5 FEET LONG

RESIN



Eryops megacephalus, skull, Permian

Eryops (pronounced EAR-ee-ops) (meaning "long eye" or "drawn-out eye" in Greek) was a common, primitive labyrinthodontid amphibian that lived in Permian period swamps. This meat-eater had a stout body with very wide ribs, a strong spine, four short, strong legs, a short tail, and a wide, elongated skull with many sharp teeth. Its teeth had enamel with a folded pattern. Eryops was about 5 feet long...Call for more details

\$CALL

ITEM: 1960

13.5" L X 11.5" W X 4.5" H

RESIN



Essexella asherae, Mazon Creek Jellyfish Replica

Jellyfish are extremely rare in the fossil record. This is hardly surprising, considering they completely lack hard parts, and the tissues they do possess are gelatinous. One of the most famous deposits containing fossil jellyfish is the Pennsylvanian-aged Mazon Creek Lagerstätte near Chicago, Illinois. In the Mazon Creek area, the Francis Creek Shale consists of concretionary gra...Call for more details

\$22.00

ITEM: 1385

4.3 INCHES LONG

RESIN



Eumilus, saber tooth cat skull

Eusmilus saber tooth cat skull with base 8 inches long. Scientific Name: Eusmilus sicarius Location: South Dakota, USA Formation: White River Member, Brule Formation Age: Oligocene, 30 MYA

\$250.00

ITEM: 1784

8 INCHES

RESIN



Eurypterid

This specimen of Eurypterid is from the Bertie Group, Silurian Age of New York. From about 417 to 354 million years ago this massive trilobite predator lived in the brackish waters of the ancient seas of what we now call Norway. To date we know there have been at least 10,000 species of trilobites identified but as we know none of them were predators. Many a trilobite species fell ...Call for more details

\$52.00

ITEM: 1453

8.25 X 6 INCHES

RESIN



Eurypterus remipes

Eurypterius remipes Mid Silurian of New York Eurypterids, or water scorpions, were aquatic predators that thrived until the end of the Paleozoic Era for about 250 million years. Eurypterids primarily lived in brackish water in lagoons and estuaries, feeding on everything from mollusks to primitive fish. According to fossil trackways found in Australia, eurypterids could also ...Call for more details

\$49.00

ITEM: 1649

7X5 INCHES

RESIN



Eurypterus remipes, with frame, Siluria

Eurypterids, or water scorpions, were aquatic predators that thrived until the end of the Paleozoic Era for about 250 million years. Eurypterids primarily lived in brackish water in lagoons and estuaries, feeding on everything from mollusks to primitive fish. According to fossil trackways found in Australia, eurypterids could also spend time on land, and were likely the first animals to leave the ...Call for more details

\$180.00

ITEM: 252

11.75 X 9.5 IN.

RESIN



Evolution The Whole Story

Don't let the title fool you. The title may be Evolution, but this book is about fossils and paleontology. It is one of the best books we have ever seen and a must have for anyone interested in fossils and past life on earth. You won't be disappointed. Hardcover: 576 pages, 10 x 7.25 x 2 inches This Is A Fantastic Fossil & Dinosaur Book Yes, this book i...Call for more details

\$30.00

ITEM: 2249

576 PAGES, 10 X 7.25 X 2 IN

HARDCOVER



Exotic Trilobites of the World Poste

93 Exotic Trilobites of the World are illustrated actual or life size on this poster.
See also item 871.

\$15.00

ITEM: 870

16 X 24 INCHES

20 POUND PLAIN PAPER



Falcarius utahensis, a Therizinosaur hand

Falcarius was a Therizinosaur. This hand w/ base is 10 inches long.
Scientific Name: Falcarius utahensis Location: Utah, USA Formation: Cedar
Mountain Age: Early Cretaceous, 125 MYA Specimen: University of Utah

\$375.00

ITEM: 1789

10 INCHES LONG

RESIN



Falcarius utahensis, Therizinosaur skeleton

Therizinosaur Skeleton, Falcarius utahensis Formation: Cedar Mountain,
Utah, Jurassic Age, 125 MYA. 12.5 feet long Specimen, University of Utah.

\$CALL

ITEM: 1787

12.5 FEET LONG

RESIN



Faux Stone Fossil Fish Tabletop Rectangular " Green River ...

Faux Stone Fossil Fish Tabletops" Green River Fossil Fish Just put this
beautiful Fossil Fish Tabletop on your own coffee table or end table or make
your own legs or hang it on the wall like a stunning photo and voila you have a
unique statement piece for your home. Authentic Fossil Fish tables can cost
thousands of dollars. Fossil tables offer the benefit of functi...Call for more
details

\$150.00

ITEM: 3397

30" X 24" RECTANGLE

FAUX FOSSIL STONE



Field Hammer, geologist, paleontologist, rock

This is a great field hammer for geologists, paleontologist and rock hounds. It is a hefty 24 ounces with a padded fiberglass handle. One flat face for hammering and cracking rocks and the other a chisel for splitting rocks. Similar hammers sell for \$28-\$32. Note the low shipping cost too.

\$15.00

ITEM: 2327

12" LONG X 8" WIDE 24 OUNCES
STEEL & FIBERGLASS



Fine Authentic Woolly Rhino Tooth Crown (Coelodonta antiquit...


3.5 x 2.5 x 2.25 Inches On Stand Unworn Authentic Tooth Crown

COELODONTA (pronounced See-low-DONT-ah. The oldest known species of Coelodonta, Coelodonta thibetana is known from the Pliocene of Tibet dating to approximately 3.7 million years ago, with the genus being present in the Siberia, Mongolia and China during the Early Pleistocene. The woolly rhinoceros first appeared d...Call for more details

\$145.00

ITEM: 5000

3.5 X 2.5 X 2.25 INCHES
AUTHENTIC FOSSIL



Fossil Collecting In The Mid-Atlantic States by Jasper Burns...

This book is beautifully illustrated with the author's drawings of more than 450 fossil specimens and the sites where they can be found. In all, Fossil Collecting in the Mid-Atlantic States describes forty-six specific sites in Maryland, Delaware, Pennsylvania, Virginia, and West Virginia. Each description includes: Precise directions to the site and a description of the most produc...Call for more details

\$45.00

ITEM: 214

10X6.75 INCHES 220 PAGES
SOFTCOVER



Fossil Shark Teeth Dig It Kit

This fossil Shark Teeth Dig-It Kit contains over 100 authentic 100 million year old shark teeth and other vertebrates from the phosphate mines of Morocco.

There are several species of teeth in the kit. They are similar to mackerel sharks, tiger sharks, rays and skates of today. There may also be pieces of fossil bone and vertebra including teeth of a marine reptile called Mosasaurus. Come brush aw...Call for more details

\$9.00

ITEM: 232

6X5X1 INCHES
100+ REAL SHARK TEETH



Fossil Shark Teeth High Quality Jewelry Grade only \$1 each

These high quality jewelry grade fossil shark teeth are from Morocco and are at least 70 million years old. Note the tiny secondary cusps which assure you of quality. They are excellent for wire wrap, pendants, earrings and more. The best of the lot will be hand picked for you. Sizes range from 3/4 inch to 1.25 inch. Specify you size choice in the comments section of the order form. ...Call for more details

\$1.00

ITEM: 2224

3/4 TO 1.25 INCHES

AUTHENTIC FOSSIL



Fossil Shark Teeth Mix in Acrylic Display Case

You are buying 1 box of over 100 authentic fossil shark teeth from Morocco. Most of the teeth are not whole and have the root section broken off but are still up to 1 inch long. THESE ARE NOT JEWELRY GRADE TEETH. There is a variety of kinds of teeth. They make great party favors and fossil digs for kids and classes. Make your own fun and educational fossil dig with these teeth. Just bury the teeth...Call for more details

\$7.00

ITEM: 1436

3.5 X 2.5 X 1 INCH BOX

AUTHENTIC FOSSILS



Fossil Shark Teeth, Fish, Reptile & Bones from Morocco, Pos...

Fossil Shark Fish, Reptile Teeth & Bones Poster from the Phosphate Mines of Morocco Poster Size 19 x 13 Inches This is a Prehistoric Planet original.

This poster shows 28 different sets of fossil shark teeth, reptile teeth & bones, fish teeth & bones from the phosphate beds of Khouribga, Morocco. These fossils date from 45-...Call for more details

\$10.00

ITEM: 995

19 X 13 INCHES

110 POUND, ACID FREE



Fossil Soap Trex Tooth, Eucalyptus Scent

Fossil Soaps Our Fossil Soap molds are made from actual fossils which makes them especially unique. There are 6 different Fossil Soaps to choose from, each with its own unique scent. Choose from individual soaps or a set of all six. Your Cost: Any 1 for \$7 ☐ specify item number in comments at check out. Any 2 for \$10 ☐ specify item number in...Call for more details

\$7.00

ITEM: 4071

SEE PHOTO FOR SIZE

FOSSIL SOAP



Fossil Soap Trilobite, Tea Green Scent

Fossil Soaps Our Fossil Soap molds are made from actual fossils which makes them especially unique. There are 6 different Fossil Soaps to choose from, each with its own unique scent. Choose from individual soaps or a set of all six. Your Cost: Any 1 for \$7 ☐ specify item number in comments at check out. Any 2 for \$10 ☐ specify item number in...Call for more details

\$7.00

ITEM: 4073

SEE PHOTO FOR SIZE
FOSSIL SOAP



Fossil Soap, Ammonite, Lavender Scent

Fossil Soaps Our Fossil Soap molds are made from actual fossils which makes them especially unique. There are 6 different Fossil Soaps to choose from, each with its own unique scent. Choose from individual soaps or a set of all six. Your Cost: Any 1 for \$7 ☐ specify item number in comments at check out. Any 2 for \$10 ☐ specify item number in...Call for more details

\$7.00

ITEM: 4072

SEE PHOTO FOR SIZE
FOSSIL SOAP



Fossil Soap, Baby Megalodon Tooth, Lemongrass Scent

Fossil Soaps Our Fossil Soap molds are made from actual fossils which makes them especially unique. There are 6 different Fossil Soaps to choose from, each with its own unique scent. Choose from individual soaps or a set of all six. Your Cost: Any 1 for \$7 ☐ specify item number in comments at check out. Any 2 for \$10 ☐ specify item number in...Call for more details

\$7.00

ITEM: 4074

SEE PHOTO FOR SIZE
FOSSIL SOAP



Fossil Soap, Pterosaur Tooth, Orange Scent

Fossil Soaps Our Fossil Soap molds are made from actual fossils which makes them especially unique. There are 6 different Fossil Soaps to choose from, each with its own unique scent. Choose from individual soaps or a set of all six. Your Cost: Any 1 for \$7 ☐ specify item number in comments at check out. Any 2 for \$10 ☐ specify item number in...Call for more details

\$7.00

ITEM: 4075

SEE PHOTO FOR SIZE
FOSSIL SOAP



Fossil Soap, Set of 6 Scents, Set of 6 Different Fossils

Fossil Soap, Set of 6 Scents, Set of 6 Different Fossils Our Fossil Soap molds are made from actual fossils which makes them especially unique. There are 6 different Fossil Soaps to choose from, each with its own unique scent. Choose from individual soaps or a set of all six. 4071-Trex Tooth, Eucalyptus 4072-Ammonite, Lavender 4073-Trilobite, Tea Tree

\$26.00

ITEM: 4077

SEE PHOTO FOR SIZE
FOSSIL SOAP




Fossil Soap, Trilobite, Peppermint Scent

Fossil Soaps Our Fossil Soap molds are made from actual fossils which makes them especially unique. There are 6 different Fossil Soaps to choose from, each with its own unique scent. Choose from individual soaps or a set of all six. Your Cost: Any 1 for \$7 ☐ specify item number in comments at check out. Any 2 for \$10 ☐ specify item number in...Call for more details

\$7.00

ITEM: 4076

SEE PHOTO FOR SIZE
FOSSIL SOAP



Fossil Stromatolite 2.5 Billion Year (Archaen Butterstone)

This rock is from the Greenstone Belt of southern Africa, which was formed during the Archean Period and is over 2 1/2 billion years old. The Archean Period covers 45% of the earth's history-from the beginnings of the planets (about 4 1/2 billion years ago), up to the beginning of the Proterozoic Era (2 1/2 billion years ago). During the Archean Period the surface of the earth forme...Call for more details

\$6.00

ITEM: 1569

1.5 TO 2 INCHES
AUTHENTIC FOSSIL



Fossils of Ohio, poster

Fossils of Ohio Poster, 18- x 24-inch format, full color. The Fossils of Ohio poster features photographs of fossils from Bulletin 70. A photograph of the Ordovician trilobite *Isotelus*, Ohio's official state fossil, is centered and surrounded by seven additional photographs of common Ohio fossils: a brachiopod, a cephalopod, a crinoid, an arthrodire fish, another species of trilobite, a seed fern,...Call for more details

\$12.00

ITEM: 2402

18 X 24 INCHES




Fossils of West Virginia on CD 2 Volume Set, color version

This CD has everything contained in the 2 volume printed edition at a fraction of the price. That's 738 pages and over 1000 photos and images. Fossils of West Virginia Hassan Amjad, MD Volume 1 Fossil Animals, Invertebrates & Vertebrates, 400 pages Volume 2 Fossil Plants, Paleobotany, 338 pages 739 Pages, More than 1000 photos, plat...Call for more details

\$29.99

ITEM: 1039

CD




Fossils of West Virginia, 2 Volume Set, black & white versio...

Allow 2 Weeks For Delivery Fossils of West Virginia Hassan Amjad, MD Volume 1 Fossil Animals, Invertebrates & Vertebrates, 400 pages Volume 2 Fossil Plants, Paleobotany, 338 pages 738 Pages, More than 1000 photos, plates and illustrations, most in color. The first comprehensivce book on the fossils of West Virginia

\$60.00

ITEM: 865

8 1/2 X 11 752 PAGES 2 VOLUMES
SOFT-BOUND



Fossils of West Virginia, 2 Volume Set, color version

Allow 2 Weeks For Delivery Fossils of West Virginia Hassan Amjad, MD Volume 1 Fossil Animals, Invertebrates & Vertebrates, 400 pages Volume 2 Fossil Plants, Paleobotany, 338 pages 738 Pages, More than 1000 photos, plates and illustrations, most in color. The first comprehensivce book on the fossils of West Virginia

\$250.00

ITEM: 847

8 1/2 X 11 994 PAGES 2 VOLUMES
SOFT-BOUND



FREE Dimetrodon Coloring Page

This is a free image. Just right click and save the image then print it.

\$CALL

ITEM: 3789

DOWNLOAD & PRINT



FREE Megalonyx jeffersonii Sloth Coloring Page

This is a free image. Just right click and save the image then print it.

\$CALL

ITEM: 3787

DOWNLOAD & PRINT



Free Prehistoric Planet Exhibits & Museums

Prehistoric Planet & Prehistoric Store have several free dinosaur and fossil exhibits located around the state of West Virginia. They are: Walking With Dinosaurs, February-March Harrison County Parks & Recreation Complex 43 Recreation Drive Clarksburg, WV 26301 304.423.7800 <http://www.hcparks.org/> WV Geological & Economic Sur...Call for more details

\$0.00

ITEM: 3170

FREE EXHIBITS & MUSEUMS



FREE Smilodon Saber Tooth Cat Coloring Page

This is a free image. Just right click and save the image then print it.

\$CALL

ITEM: 3788

DOWNLOAD & PRINT



Fulgurite (lightning fused Sand) Algeria in an Acrylic Displ...

This is a true example of an authentic Fulgurite (lightning fused sand) found in the deserts of Algeria. Your specimen may be slightly smaller or larger. Your authentic specimen comes in a 3.5 x 2.5-inch acrylic display case with a detailed description of your specimen. Every fossil is one of a kind, unique. Your authentic fossil will be similar to the one shown in the photos. If you are not compl...Call for more details

\$8.00

ITEM: 4042

1.5 TO 3 INCHES

AUTHENTIC LIGHTNING FUSED SAND



Gallimimus bullatus, leg and foot

Gallimimus leg and foot with base 18.5 inches long. Scientific name:
Gallimimus bullatus Age: Late Cretaceous. 71 MYA Location: Mongolia
Formation: Nemegt

\$400.00

ITEM: 1793

18.5 INCHES LONG

RESIN



Gallimimus bullatus, skeleton

Adult skeleton 16 feet 10 inches long. Formation: Nemegt; Location:
Mongolia; Age: Late Cretaceous, 71 MYA

\$CALL

ITEM: 1790

17 FEET LONG

RESIN



Gallimimus bullatus, skull

Gallimimus skull with base 14 inches long. Scientific name: Gallimimus
bullatus Age: Late Cretaceous. 71 MYA Location: Mongolia Formation:
Nemegt

\$375.00

ITEM: 1796

14 INCHES LONG

RESIN



Gallinuloides wyomingensis, bird

This skeleton (Gallinuloides wyomingensis) is a replica of a primitive pheasant
(galliform) of the Gallinae suborder. In the class Aves, there are two
subclasses: Archaeornithes (ancient birds) and Neornithes (modern birds).
Gallinuloides belongs to the later class, Neornithes. Within the Neornithes
subclass are three suborders: Odontognathae, Palaeognathae, and
Neognathae. Gallinu...Call for more details

\$150.00

ITEM: 1173

11-3/4" X 9-1/2" X 1-1/2"

HIGH DENSITY POLYURETHANE



Gastonia burgei, Ankylosaur juvenile skeleton

Gastonia burgei Ankylosaur juvenile skeleton. Measurements: 11 feet long
Specimen: Brigham Young University Earth Sciences Museum Quarry.

\$CALL

ITEM: 1749

11 FEET LONG

RESIN



Gastonia burgei, Ankylosaur Skeleton

Gastonia burgei Ankylosaur Skeleton Early Cretaceous, 125 MYA, Cedar
Mountain Formation of Eastern Utah Adult Skeleton: Measurements: 14 feet
long and 4.6 feet high Specimen: College of Eastern Utah Prehistoric Museum
Quarry: Gaston Quarry.

\$CALL

ITEM: 1798

14 FEET LONG 4.6 FEET HIGH

RESIN



Gastonia burgei, Ankylosaur Skull

Gastonia burgei Ankylosaur Skull. Early Cretaceous, 125 MYA, Cedar
Mountain Formation of Eastern Utah Adult Skeleton: Measurements: 10
inches long. Specimen: College of Eastern Utah Prehistoric Museum Quarry:
Gaston Quarry,

\$375.00

ITEM: 1799

10 INCHES LONG

RESIN



Gastornis gigantea, Giant Terror Bird Skull

Gastornis is an extinct genus of large flightless birds that lived during the late
Paleocene and Eocene epochs of the Cenozoic era 56-45 million years ago.

The genus is currently thought to contain three or four distinct species, known
from incomplete fossil remains, found in western-central Europe (England,
Belgium, France, and Germany). More complete specimens are known from a
fourth, North Amer...Call for more details

\$195.00

ITEM: 3661

16 X 7.5 X 9.5 INCHES

RESIN

Gavialosuchus americanus, lower jaw with teeth



Gavialosuchus americanus The false gharials, a type of crocodylian, were widespread throughout the world during the Miocene between 25 million years BP- 5 million years BP. They inhabited the coastal regions of Eurasia, and North and Central America when worldwide climate was warmer than it is today. With their long snouts and rows of sharp teeth, they were well adapted for catchi...Call for more details

\$50.00

ITEM: 492

11.5 X 3 X 2.25 INCHES
SOLID RESIN

Gemuendina stuerzi, ray-like Placoderm



Gemuendina stuerzi is a placoderm of the order Rhenanida, of the seas of Early Devonian Germany. In life, *Gemuendina* resembled a scaly ray with an upturned head, or a large-finned stargazer. *G. stuerzi* is often invoked as an example of convergent evolution- with its flat body and huge, wing-like pectoral fins it has a strong, albeit superficial similarity to rays. Unlike rays, however, both *Gemu*...Call for more details

\$49.00

ITEM: 3316

9X4.5" ON 11X6.75 MATRIX
RESIN



Geologic Time Chart

Geologic Time and the History of Life in North America. This beautiful geologic time chart was first produced in the 1960's and was out of print for many years. The chart has been updated with current information and is printed in vivid colors. The chart is 8.5 inches wide and 40 inches long. It comes folded for easy shipping and hangs beautifully on any wall or door. Or it can be placed on your b...Call for more details

\$12.00

ITEM: 1209

8.5 X 40 INCHES
HEAVY WEIGHT PAPER



Giant Enrolled Phacops Trilobite

This softball sized enrolled trilobite has very large eyes. Eyes that wrapped around to a point that *Phacops* could see almost 360 degrees. Eyes composed of uniquely rounded lenses instead of the standard trilobite hexagonal shape. Eyes that were and are *Phacops*' most distinguishing aspect. Because of these unique optical features, this most popular of trilobites could easily traver...Call for more details

\$38.00

ITEM: 1967

4.5 INCHES ACROSS
RESIN



Giant Fossil Petrified Wood Tree Trunk

This giant tree trunk of petrified wood comes from Indonesia. It is approximately 12,000 pounds, 16 feet in circumference and 8 feet tall. It's only 50 cents a pound and very solid. Buyer must arrange their own crane and shipping. This incredible piece may be seen in person at Treasures of the Earth by appointment near Johnstown, PA.

\$6,000.00

ITEM: 3600

8' TALL, 16' CIRCUMFERENCE
AUTHENTIC FOSSIL



Giant Megalodon (Otodus megalodon) tooth

This giant Megalodon tooth (Otodus megalodon) was created by master monster maker Mark Cline from Enchanted Castle Studios. It is 5 feet high and anatomically true right down to the serrations. Imagine the customers you could attract with one of these in your parking lot, store entrance or store. The largest known tooth is nearly 7.5 inches long Megalodon had 46 front row teeth, 24 ...Call for more details

\$4,000.00

ITEM: 1957

60 X 48 X 10.5 INCHES
RESIN



Giganotosaurus Skull 1:9 Scale

Patagonia, Argentina was a land of giants. The largest dinosaurs in the world ruled this South America during the Mesozoic era. And largest of the meat-eaters—perhaps even larger than T. rex—was Giganotosaurus. This monster had a very unique Godzilla-like skull and was only distantly related to the tyrannosaurs. Specs: Giganotosaurus. Cretaceous (100 m.y.a.). Patagonia, Argentina

\$277.00

ITEM: 53

21 CM (8.27 INCHES) LONG
RESIN CAST



Giganotosaurus, tooth

Giganotosaurus and Pronounced (JIG-ah-NOT-oh-SAWR-us) meaning "giant southern reptile" it was one of the largest meat-eating dinosaurs. This theropod was slightly longer than T. rex. It was about 43 ft (13 m) long and weighed roughly 8 tons. It lived during the mid-Cretaceous period, about 100-95 million years ago. Its fossil was unearthed in the Patagonia region of Arg...Call for more details

\$20.00

ITEM: 377

7.5 INCHES
SOLID RESIN



Gigantopithecus blacki, Partial Lower Jaw, Largest Known Ape

Gigantopithecus (in Greek, gigantas meaning "giant" and pithecus meaning "ape") is an extinct genus of ape that existed from roughly one million years to as recently as three-hundred thousand years ago, in what is now China, India, and Vietnam, placing Gigantopithecus in the same time frame and geographical location as several hominin species.] The fossil record suggests that the Gigantopithecus ...Call for more details

\$35.00

ITEM: 1386

3.9X3.6X2.8IN

RESIN



Ginkgo biloba Fossil Leaf

The Ginkgo is a living fossil, with fossils recognizably related to modern Ginkgo from the Permian, dating back 270 million years. 2.5" leaf on 6.5x3.5 matrix A modern Ginkgo leaf is shown at right.

\$13.00

ITEM: 1462

2.5" LEAF ON 6.5X3.5 MATRIX

RESIN



Ginkgo biloba Fossil Leaf

The Ginkgo is a living fossil, with fossils recognizably related to modern Ginkgo from the Permian, dating back 270 million years. 4" leaf on 4.75"x4.25" matrix This replica specimen comes from the Eocene of British Columbia, Canada. A modern Ginkgo leaf is shown at right.

\$20.00

ITEM: 2267

4" LEAF ON 4.75"X4.25" MATRIX

RESIN



Glossopteris Leaves, replica

Glossopteris meaning "tongue" because the leaves are tongue-shaped, is the largest and best-known genus of an extinct Permian order of seed ferns. Species of Glossopteris were widespread over the supercontinent of Gondwana during the Permian epoch, where they formed the dominant component of high latitude polar forests. Glossopteris fossils were critical in recognizing former connections between t...Call for more details

\$40.00

ITEM: 3772

7.75X6X1 INCH

SOLID RESIN



Glossotherium chapadmalense, sloth claw

Sloth Claw, 7.5 inchs long. Scientific Name: Glossotherium chapadmalense
Location: Florida, USA Age: Miocene

\$35.00

ITEM: 1811

7.5 INCHES LONG
RESIN



Glossotherium chapadmalensis, sloth skeleton

Myiodon Ground Sloth Skeleton Glossotherium chapadmalensis Adult
skeleton, Miocene, Florida USA Specimen: private Length: approximately 9'

\$CALL

ITEM: 1818

9 FEET LONG
RESIN



Glossotherium chapadmalensis, sloth skull

This specimen was found in Florida and dates from the Mid Pliocene at 3.6 million years ago. Glossotherium (literally "Tongue Beast") was a genus of ground sloth. It was a heavily built animal with a length of about 4 metres (13 ft) snout to tail-tip, and could potentially assume a slight bipedal stance.

\$CALL

ITEM: 1271

17 INCHES LONG
RESIN



Glyptodon clavipes, skull

Glyptodon clavipes, skull with base 11.5 inchs long. Scientific name:
Glyptodon clavipes Age: Pleistocene Location: Uruguay, SA

\$CALL

ITEM: 1768

11.5 INCHES LONG
RESIN



Glyptodon scute plates

Glyptodon (pronounced GLIP-toh-don) was one of the biggest ancient armadillos (belonging to the family Glyptodontidae). Fossils of this car-sized mammal have been found in Argentina, South America. Glyptodon (meaning "carved tooth") was named by paleontologist R. Owen in 1839. These herbivores (plant-eaters) may have been preyed upon by saber-toothed cats. Anatomy: This well-armored...Call for more details

\$45.00

ITEM: 1600

7X4X3/4 INCHES
RESIN



Glyptodont clavipes, skeleton, 9 feet long

Glyptodon (pronounced GLIP-toh-don) was the one of the biggest ancient armadillos (the family Glyptodontidae). This car-sized herbivore (plant-eater) was well-armored, having dome-shaped body armor, helmet-like head armor, and rings of bony armor on its short tail. This mammal had four short, thick legs; the front feet each had five clawed toes and the rear feet were more hoof-like. It had a short...Call for more details

\$CALL

ITEM: 1492

9 FEET LONG
RESIN



Glyptodont Skeleton

Glyptodont Skeleton. Pleistocene, 0.5 MYA, Rio Lujan Formation Panochthus tuberculatus Measurements: 10.5 feet long, 52 inches high Specimen: Private Assembled Mount: including internal skeleton, shell, and armored tail rings.

\$CALL

ITEM: 1819

10.5 FEET LONG
RESIN



Glyptodont Tail Club, Juvenile

Glyptodont, Juvenile Tail Club 16 inches long. Location: South America Age: Pleistocene, 0.5 MYA

\$320.00

ITEM: 1805

16 INCHES LONG
RESIN



Grallator Dinosaur Track

Grallator is an ichnogenus (form taxon based on footprints) which covers a common type of small, three-toed print made by a variety of bipedal theropod dinosaurs. Grallator-type footprints have been found in formations dating from the Early Triassic through to the early Cretaceous periods. They are found in the United States, Canada, Europe, Australia, Brazil (Sousa and Santa Maria Formations) and...Call for more details

\$25.00

ITEM: 3681

5X3" TRACK IN 7.75X6 MATRIX
RESIN



Grallator trackway

These tracks were originally called Brontozoum sillimanium, by Hitchcock and are known today as Grallator & Anchisauripus. This specimen exhibits about 50 tracks with the phalangeal and claw impressions exceedingly distinct. The smaller tracks were made by B. sillimanium and the larger by B. exsertum. The length of the middle and outer toes of the former is four to five inches, of t...Call for more details

\$675.00

ITEM: 511

59X38 INCHES
RESIN/FIBERGLASS



Grallator variabilis, dinosaur track (negative)

The study of fossilized footprints, Ichology, has become an important branch of paleontology. Footprints are trace fossils. They are considered trace fossils because they contain no fossil material, only the impressions left by the animal which made them. It is often difficult to determine with certainty which animal made a given print and therefore they are usually attributed to a group rather t...Call for more details

\$110.00

ITEM: 3195

9-1/2" X 8" X 5/8"
HIGH DENSITY POLYURETHANE



Grallator variabilis, dinosaur track (positive)

The study of fossilized footprints, Ichology, has become an important branch of paleontology. Footprints are trace fossils. They are considered trace fossils because they contain no fossil material, only the impressions left by the animal which made them. It is often difficult to determine with certainty which animal made a given print and therefore they are usually attributed to a group rather t...Call for more details

\$130.00

ITEM: 3184

9-1/2" X 8" X 5/8"
HIGH DENSITY POLYURETHANE



Grave Creek Mound Archaeological Complex & Museum

CALL 304.843.4128 FOR MORE INFORMATION 801 Jefferson Avenue
Moundsville, WV 26041 The Grave Creek Mound in the Ohio River Valley in
West Virginia is one of the largest conical-type burial mounds in the United
States, standing 62 feet (19 m) high and 240 feet (73 m) in diameter. The
builders of the site, members of the Adena culture, moved more than 60,000
tons of dirt ...Call for more details

\$0.00

ITEM: 3168

FREE EXHIBITS & MUSEUMS



Greererpeton burkemorani, skull small

Greererpeton is an extinct genus of temnospondyl amphibian from the Mauch
Chunk Formation, Mississippian age. In life it was about 1.50 m (5 ft) long.
Several complete skeletons were discovered in the late 1960s at a
limestone quarry at Greer, West Virginia. It was described as a new genus
and new species. Greererpeton was a highly elongated creature adapted for
swimming. Its body had 40 verteb...Call for more details

\$75.00

ITEM: 972

5.75" LONG X 4.5" WIDE

RESIN



Greererpeton burkemorani, skull, large

Greererpeton is an extinct genus of temnospondyl amphibian from the Mauch
Chunk Formation, Mississippian age. In life it was about 1.50 m (5 ft) long.
Several complete skeletons were discovered in the late 1960s at a
limestone quarry at Greer, West Virginia. It was described as a new genus
and new species. Greererpeton was a highly elongated creature adapted for
swimming. Its body had 40 verteb...Call for more details

\$75.00

ITEM: 971

7.5" LONG X 5" WIDE

RESIN



Gryposaurus, skull plaque

Gryposaurus is similar to Kritosaurus, and for many years was regarded as
the same genus. It is known from numerous skulls, some skeletons, and even
some skin impressions that show it to have had pyramidal scales pointing out
along the midline of the back. It is most easily distinguished from other
duckbills by its narrow arching nasal hump, sometimes described as similar to
a "Roman nose, and whi...Call for more details

\$295.00

ITEM: 1990

27.5 INCHES LONG

RESIN



Hadrosaur Dinosaur Skin Impression

The most common dinosaur mummies are the hadrosaurs, or duck-bills. Skin impressions in the surrounding sediment show the varied shapes of the scale from one region of the body to another. This shows scientists the true shape and texture of the animal, however unfortunately color is not preserved.

\$13.00

ITEM: 2120

2 5/8 X 2 INCHES

RESIN



Hadrosaur dinosaur skin impression

Dinosaur skin impressions are quite rare. We often find bone, which tells us about the osteology of these ancient animals, however typically the soft parts of the animals decayed and were not preserved. Skin impressions are rare, but when found, and, if carefully prepared, they help us to more accurately envision what they would have looked like in life. This hadrosaur skin impression is from an o...Call for more details

\$25.00

ITEM: 3634

6.5 X 5 INCHES

RESIN REPLICA



Hadrosaur Dinosaur Skin Impression with Ribs & Scutes

This Hadrosaur Dinosaur skin impression is the best available. This replica also shows ribs and scutes. It is 19" wide. It was found in the Lance Formation of Wyoming. It is Late Cretaceous, 65 million years.

\$300.00

ITEM: 1488

19 INCHES LONG X 9 INCHES WIDE

RESIN



Hassianycteris messelensis, Messel Bat

Based on their comparative physiology to modern bats it has been determined that the bats found at Messel can be placed into three groups. The Hassianycteris species mastered high and fast flying over the tree-crowns. The Archaeonycteris species flew at moderate altitudes and speed. The Palaeochiropteryx was light and maneuverable and flew slow and close to the ground and foliage. Close analysis of...Call for more details

\$99.00

ITEM: 3140

4-3/8" X 5-7/8" X 5/8"

HIGH-DENSITY POLY-URETHANE



He Rex Door or Wall Sign

This skeletal He Rex sign is great for kids's™ room or bathroom or just a fun display. Click To Enlarge

\$150.00

ITEM: 3470

33 X 23 X 3 INCHES

RESIN



Helicoprion, whorl-tooth shark

Helicoprion ("Spiral Saw") was a long-lived genus of shark-like cartilaginous fish that first arose in the oceans of the late Carboniferous 280 million years ago, survived the Permian-Triassic Extinction Event, and eventually went extinct during the early Triassic some 225 million years ago. The only fossils known are the teeth, which were arranged in a fantastic "tooth-whorl" strongly reminiscent...Call for more details

\$77.00

ITEM: 464

12X12 INCHES

RESIN



Helicoprion, whorl-tooth shark

Helicoprion ("Spiral Saw") was a long-lived genus of shark-like cartilaginous fish that first arose in the oceans of the late Carboniferous 280 million years ago, survived the Permian-Triassic Extinction Event, and eventually went extinct during the early Triassic some 225 million years ago. The only fossils known are the teeth, which were arranged in a fantastic "tooth-whorl" strongly reminiscent...Call for more details

\$100.00

ITEM: 463

17X14 INCHES

RESIN-FIBERGLAS



Hemicyclaspis, armored jawless fish

Hemicyclaspis (meaning half-round shield or semicircle plate) is an extinct genus of primitive jawless fish, closely related to Cephalaspis, that lived in the Devonian period in what is now Europe and North America. A typical cephalaspid, Hemicyclaspis had a heavily armored, shovel-shaped headshield. It is thought to have been a better swimmer than most of its relatives because of i...Call for more details

\$39.00

ITEM: 3313

7.5X2.5" FOSSIL 10X8 MATRIX

RESIN



Herrerasaurus ischigualastensis, skull

Herrerasaurus (huh-RARE-ah-SAWR-us) (meaning "Herrera's lizard;" Victorino Herrera was a rancher who discovered the fossil) was a late Triassic archosaur (a reptile that was almost a dinosaur) from about 230 million years ago. It used to be thought to be a very early dinosaur and a primitive prosauropod. It was a speedy bipedal carnivore about 17 feet long, weighing roughly 440-780 pounds. It had ...Call for more details

\$300.00

ITEM: 1633

12.5 X 4 X 5.5 INCHES
RESIN SCULPTURE



Herrerasaurus, skull

Herrerasaurus (huh-RARE-ah-SAWR-us) (meaning "Herrera's lizard;" Victorino Herrera was a rancher who discovered the fossil) was a late Triassic archosaur (a reptile that was almost a dinosaur) from about 230 million years ago. It used to be thought to be a very early dinosaur and a primitive prosauropod. It was a speedy bipedal carnivore about 17 feet long, weighing roughly 440-780 pounds. It had...Call for more details

\$99.00

ITEM: 1137

12 X 5 X 3 INCHES
RESIN



Hipposideras commersoni, Commerson's leaf-nosed bat skull pr...

This greatly enlarged bat skull replica was created for a special exhibit several years ago and is now available to you. Each ½ skull profile is on a plaque measuring 16x12 inches.

\$175.00

ITEM: 1005

16X12 INCHES
RESIN



Homo erectus, Skull Peking Man

Homo erectus Skull Peking Man 80,000 to 680,000 Years. Peking Man, Homo erectus pekinensis (formerly known by the junior synonym Sinanthropus pekinensis), is an example of Homo erectus. Discovered in 1923-27 during excavations at Zhoukoudian near Beijing (written "Peking" China. New 26Al/10Be dating suggests they are in the range of 680,000-780,000 years old.

\$225.00

ITEM: 1560

8 INCHES HIGH
RESIN



Hominid Skull Collection, 17 Skulls (save \$500)

This is a collection of 17 of the more famous Hominid skulls found all over the world. The skulls include but may not be pictured. See individual skull pages for more and better photos. 1. LUCY Skull reconstruction. (Australopithecus afarencis), specimen #288-1. 3-4 million year old. Prehistoric Planet Item Number 1387. 2. Peruvian Lady Skull, (Homo sa...Call for more details

\$2,173.00

ITEM: 1389

ALL LIFE SIZE

RESIN

Homo erectus Chellean Man OH9

\$0.00

ITEM: 3119

Homo erectus Turkana boy skull

\$0.00

ITEM: 3114



Homo erectus, Hand Carved Figure/Sculpture

Homo erectus Hand Carved Figure/Sculpture Each figure may vary slightly in style, color and texture from photos. 7 inches high x 1.5 inches wide From Java This great item was hand carved in the Solo River Valley, Java from dendritic siltstone by local natives. It depicts Homo erectus an extinct hominid living between 1.6 mi...Call for more details

\$12.00

ITEM: 1263

7 X 1.5 INCHES

STONE



Homo ergaster, skull sculpture of KNM-ER 3733

This skull confirmed the co-existence of Homo and Australopithecines in eastern Africa, Kobbie Fora, Kenya, 1975. This is an anatomical sculpture of the original skull.

\$225.00

ITEM: 1556

8.5 INCHES HIGH

RESIN

Homo floresiensis Flores Man, hobbit

\$0.00

ITEM: 3370



Homo habilis, early human skull

Homo habilis an extinct species of upright East African hominid having some advanced humanlike characteristics, dated as being from about 1.5 million to more than 2 million years old and proposed as an early form of Homo leading to modern humans. This replica skull is not a sculpture as most are on the market today. Our Homo habilis skull was cast direct from the original, restored...Call for more details

\$120.00

ITEM: 1007

7"L X 4.25"W X 4.25"H

RESIN



Homo habilis, skull KNM-ER 1813

The Homo habilis Skull KNM-ER 1813 was discovered by K. Kimeu in 1973 at Koobi Fora, Kenya, and described by R. Leakey in Nature in 1973. It is believed to be 1.9 million years old. There is still controversy about this specimen's classification, with some scientists opting to classify it as an australopithecine and others believing it is a species of Homo. Some paleoanthropologists have raised th...Call for more details

\$145.00

ITEM: 1558

6.5 INCHES HIGH

RESIN

Homo neanderthalensis La Ferrassie skull**\$0.00**

ITEM: 3117

**Homo neanderthalensis Skull, Forbes Quarry Gibraltar**

Homo neanderthal Forbes Quarry Skull, Gibraltar This reconstruction of a Homo neanderthalensis skull was found in 1848 at Forbes' Quarry in Gibraltar some 8 years before the discovery of a similar skull in the Neander Valley, Germany. Neanderthal is an extinct variety of human that lived throughout Europe and in parts of western Asia and northern Africa during the late Pleist...Call for more details

\$225.00

ITEM: 1559

8 INCHES HIGH

RESIN

Homo newyorkensis Homo erectus newyorkensis**\$0.00**

ITEM: 3113

**Homo rudolfensis, (habilis) KNMER 1470**

Louis Leakey saw KNM-ER 1470 only days before his death, and, believing the skull to be a million years older than it was, classified it as an "indeterminate species of Homo." When scientists later dated the skull to 1.9 million years old, the same age to when Homo habilis lived, the scientific community thought KNM-ER 1470 must then belong to Homo habilis - but the mandible (jaw) and teeth ju...Call for more details

\$160.00

ITEM: 1557

7 INCHES HIGH

RESIN



Homo sapiens human skull, Yorick

A realistic bone-like plastic replica of the human skull.

\$40.00

ITEM: 584

LIFE SIZE, 6.5 INCHES

RESIN



Homo sapiens, brain endocast (Human)

This is an endocast of the Human brain. An endocast or endocranial cast is a cast made of the mold formed by the impression the brain makes on the inside of the neurocranium (braincase), providing a replica of the brain with most of the details of its outer surface. Endocasts can also form naturally, when sediments fill the empty skull, after which the skull is destroyed and the cast fossilized. S...Call for more details

\$150.00

ITEM: 1019

6X6X5 INCHES

RESIN



Homo sapiens, headless man, human

This headless human skeleton was first offered by Henry A Ward in his 1866 catalog. It was made of plaster and cost \$20 which was a considerable sum at that time. The Ward's catalog describes the skeleton "Skeleton found on the north-central coast of the main-land of Guadeloupe, in a bed of modern concretionary limestone. The rock contains the detritus of shells and corals of species now inhabiting...Call for more details

\$330.00

ITEM: 518

52X22X7 INCHES

RESIN & FIBERGLAS



Homo sapiens, SW American Indian bound skull

Cradle flattened skull. This skull is an extreme example of binding and elongation. Cranial binding is the shaping of the skull when a child is very young, usually an infant. This wrapping is often done with rope or cloth by itself or against a wooden board. This results in the misshaping, flattening or, in this case, elongation. This wrapping, or binding, is thought to be the oldest...Call for more details

\$190.00

ITEM: 1563

7 INCHES HIGH

RESIN



Homotelus bromidensis, trilobite

This trilobite mortality plate is from the Ordovician of Oklahoma. Trilobites are very well-known, and possibly the second-most famous fossil group after the dinosaurs with some 15,000 known species. Trilobites are extinct arthropods that form the class Trilobita. They appeared at the start of the Cambrian period and flourished throughout the lower Paleozoic era before beginning a d...Call for more details

\$45.00

ITEM: 1136

10.5 X 8 INCHES

RESIN



Homotherium, saber-tooth cat

Homotherium skull with base of original matrix and bones 13 inches long. Skull also available without base \$300. Location: China • Age: Late Miocene, 6 MYA

\$475.00

ITEM: 1826

13 INCHES LONG

RESIN



Hopewell Culture "Duck Pot" reproduction

“Duck Pot” Hopewell Culture You are buying a wonderful reproduction of a very rare "Duck Pot". This replica of a Hopewell ceramic vessel illustrates the high degree of technical and artistic skill achieved by these prehistoric Indians 2,000 years ago. The original pot was found in pieces in a crematory basin beneath Mound #2 at Mound City near Chillicothe, OH. The...Call for more details

\$50.00

ITEM: 3944

5" TALL AND 4.1/4" ACROSS.

RESIN



Hoplophoneus, saber tooth cat skull

Hoplophoneus (pronounced hop-loh-PHONE-ee-us) was a relatively small saber-toothed cat (about 1 1/2 to 2 times the size of a housecat) that lived during the Oligocene period (from about 40 million to 20 million years ago). Fossils have been found in Wyoming, USA. This cat's skull was 6 inches (15 cm) long. This predator had long, saber-like upper canine teeth that fit into a socket in its lower ja...Call for more details

\$35.00

ITEM: 784

8"L X 4.25"H X 4"W

SOLID RESIN



Horodyskia williamsii, Precambrian Biota

A new species of Precambrian macrofossil, previously described informally as a "string of beads", is here assigned to the genus Horodyskia Yochelson and Fedonkin, 2000, and formally named Horodyskia williamsii. It is known from Mesoproterozoic siliciclastic rocks that are older than 1070 MYA and younger than 1465 MYA; Horodyskia was first found in the Ashburton region of Western Australia. The...Call for more details

\$20.00

ITEM: 3041

2.5 X 2.5 INCHES

RESIN



Horse Foot Evolution, fore & hind feet 12 piece set

This educational set showing the Evolution of the Horse Hoof has 6 sets of fore and hind foot casts. 1A Eohippus forefoot 1B Eohippus hindfoot 2A Orohippus forefoot 2B Orohippus hindfoot 3A Mesohippus forefoot 3B Mesohippus hindfoot 4A Miohippus forefoot 4B Miohippus hindfoot 5A Hipparion forefoot...Call for more details

\$300.00

ITEM: 1983

LIFE SIZE

RESIN



Human Skull, Homo sapiens, Peruvian with Cranial Binding

Dated over 2,000 years old, this skull is an extreme example of binding and elongation. Cranial binding is the shaping of the skull when a child is very young, usually an infant. This wrapping is often done with rope or cloth by itself or against a wooden board. This results in the misshaping, flattening or, in this case, elongation. This wrapping, or binding, is thought to be the oldest form of b...Call for more details

\$190.00

ITEM: 1555

7.25 INCHES LONG

RESIN



Hyaenodon, skull

Hyaenodon ("hyaena-toothed") is the type genus of Hyaenodontidae, a group of extinct carnivorous creodonts of the family Hyaenodontidae endemic to all continents except South America, Australia and Antarctica. They lived from 42-15.9 million years ago existing for approximately 26.1 million years. Some species of this genus were among the largest terrestrial carnivorous mammals of ...Call for more details

\$350.00

ITEM: 1398

19 X 9.25 X 6 INCHES

RESIN



Hydnoceras Glass Sponge, Devonian, WV

Hydnoceras Glass Sponge Hydnoceras is an extinct genus of sponges that existed from the Upper Devonian through the end of the Pennsylvanian.

Hydnoceras specimens are typically around 8.375 inches long, and about 3.5 inches wide. 8 pronounced ridges run down along the length of the sponge and are crossed by horizontal ridges, producing conical swellings at intersections. Hydn...Call for more details

\$15.00

ITEM: 311

4.75 X 1.5 X .75 INCHES

SOLID RESIN



Hyopsodus wortmani, fossil Green River mammal

This is an undescribed species of Hyopsodus a genus of extinct condylarth mammal of the hyopsodontid family. Fossils of this genus have been found in North America, especially the bighorn basin region of the United States. They are oftentimes nicknamed "tube sheep", due to their strange, weasel-like body. This specimen was found in the Green River Formation of Wyoming.

\$150.00

ITEM: 1147

12 X 11 INCHES

RESIN



Hypsignathus monstrosus, hammer-head bat skull profile

This greatly enlarged bat skull replica was created for a special exhibit several years ago and is now available to you. Each ½ skull profile is on a plaque measuring 16x12 inches.

\$175.00

ITEM: 1004

16X12 INCHES

RESIN



Icaronycteris, Green River Bat

Icaronycteris index Fossil Bat Green River Formation Kemmerer, Wyoming
Icaronycteris is an extinct genus of microchiropteran (echolocating) bat that lived in the early Eocene, approximately 52.2 million years ago, making it the earliest known definitive bat. Four exceptionally preserved specimens, among the best preserved bat fossils, are known from the Green Ri...Call for more details

\$25.00

ITEM: 63

APPROX. 5" LONG

RESIN



Icarosaurus, gliding lizard skeleton

Icarosaurus (meaning "Icarus lizard") is an extinct genus of kuehneosaurid reptile from the Late Triassic (Carian age) Lower Locating Formation of New Jersey, dated to around 228 million years ago. It is closely related to lizards and the tuatara. Based on a partial skeleton missing part of the tail, some ribs, a hand, and parts of the legs, it was a small animal, about 10 centimeters (4 in) long ...Call for more details

\$27.00

ITEM: 3085

6.75 X 5.25 INCHES

RESIN



Ichthyosaur, marine reptile

Pronounced (IK-thee-oh-SAWR-us) Ichthyosaurus was, a dolphin-like reptile up to 75 feet long. It could swim at 25 mph (40 kph). Ichthyosaurs had a tall dorsal fin, a half-moon-shaped tail, paddle-like flippers and smooth skin. The nostrils were near the eyes on the top of the head. It had massive ear bones and large eyes, probably giving it acute hearing and sight. These marine reptiles gave birth...Call for more details

\$50.00

ITEM: 57

23 X 6 INCHES

RESIN



Ichthyosaur, marine reptile skeleton

Pronounced (IK-thee-oh-SAWR-us) Ichthyosaurus was, a dolphin-like reptile up to 75 feet long. It could swim at 25 mph (40 kph). Ichthyosaurs had a tall dorsal fin, a half-moon-shaped tail, paddle-like flippers and smooth skin. The nostrils were near the eyes on the top of the head. It had massive ear bones and large eyes, probably giving it acute hearing and sight. These marine reptiles gave birth...Call for more details

\$300.00

ITEM: 802

44X12.5 INCHES

RESIN & FIBERGLASS



Ichthyosaur, marine reptile skeleton

Pronounced (IK-thee-oh-SAWR-us) Ichthyosaurus was, a dolphin-like reptile up to 75 feet long. It could swim at 25 mph (40 kph). Ichthyosaurs had a tall dorsal fin, a half-moon-shaped tail, paddle-like flippers and smooth skin. The nostrils were near the eyes on the top of the head. It had massive ear bones and large eyes, probably giving it acute hearing and sight. These marine reptiles gave birth...Call for more details

\$252.00

ITEM: 850

36X9 INCHES

RESIN & FIBERGLASS

Ichthyosaur, marine reptile skeleton



Pronounced (IK-thee-oh-SAWR-us) Ichthyosaurus was, a dolphin-like reptile up to 75 feet long. It could swim at 25 mph (40 kph). Ichthyosaurs had a tall dorsal fin, a half-moon-shaped tail, paddle-like flippers and smooth skin. The nostrils were near the eyes on the top of the head. It had massive ear bones and large eyes, probably giving it acute hearing and sight. These marine reptiles gave birth...Call for more details

\$400.00

ITEM: 1010

54X21.5

RESIN & FIBERGLASS

Ichthyosaur, marine reptile skeleton 57 Inches



CLICK PHOTOS TO ENLARGE Pronounced (IK-thee-oh-SAWR-us) Ichthyosaurus was, a dolphin-like reptile up to 75 feet long. It could swim at 25 mph (40 kph). Ichthyosaurs had a tall dorsal fin, a half-moon-shaped tail, paddle-like flippers and smooth skin. The nostrils were near the eyes on the top of the head. It had massive ear bones and large eyes, probably giving it acute hearing and ...Call for more details

\$300.00

ITEM: 3790

57X17 INCHES

RESIN & FIBERGLASS

Ichthyosaurus intermedius, marine reptile



Pronounced (IK-thee-oh-SAWR-us) Ichthyosaurus was, a dolphin-like reptile up to 75 feet long. It could swim at 25 mph (40 kph). Ichthyosaurs had a tall dorsal fin, a half-moon-shaped tail, paddle-like flippers and smooth skin. The nostrils were near the eyes on the top of the head. It had massive ear bones and large eyes, probably giving it acute hearing and sight. These marine reptiles gave birth...Call for more details

\$3,500.00

ITEM: 513

9 FT BY 3 FT

RESIN & FIBERGLASS

Ichthyostega stensioe, skull



Ichthyostega (Greek: "fish roof") is an early genus of tetrapodomorphs that lived at the end of the Late Devonian Period. It was one of the first four-limbed vertebrates in the fossil record. Ichthyostega possessed lungs and limbs that helped it navigate through shallow water in swamps. Although Ichthyostega is often labelled a "tetrapod" due to the possession of limbs and fingers, it was more bas...Call for more details

\$30.00

ITEM: 3244

8 X 6 INCHES

RESIN



Ichthyostega, skull

Ichthyostega Was one of the first amphibians. This specimen was found in the lower Devonian rock of Greenland. Ichthyostega (Greek: "fish roof") is an early genus of tetrapodomorphs that lived at the end of the Late Devonian Period. It was one of the first four-limbed vertebrates in the fossil record. Ichthyostega possessed lungs and limbs that helped it navigate through shallow wate...Call for more details

\$30.00

ITEM: 3911

8 X 6 INCHES

RESIN



Iguanodon & Baby, poster

Iguanodon & Baby, poster

\$15.00

ITEM: 1256

24X36 INCHES

HEAVY PAPER



Iguanodon bernissartensis, tooth in matrix

Iguanodon was named in 1825 by English geologist Gideon Mantell. Iguanodon was the second type of dinosaur formally named based on fossil specimens, after Megalosaurus. Together with Megalosaurus and Hylaeosaurus, it was one of the three genera originally used to define Dinosauria. Notice the serrations on this tooth. Iguanodon were bulky herbivores that could shift f...Call for more details

\$9.00

ITEM: 3043

1 5/8" TOOTH ON 2X3" MATRIX

RESIN



Iguanodon Model

Iguanodon 1/35 Scale Polyresin Model.

\$69.00

ITEM: 625

12.2 IN. LONG X 4.9 IN. HIGH

POLYRESIN MODEL



Iguanodon Thumb Spike

Thumbs up! This unique thumb spike belongs to Iguanodon, a plant-eating dinosaur. Iguanodon's hand worked backwards: the thumb couldn't move (but worked well as a weapon) and the "pinky" finger wrapped around to grasp. Cast from a scientifically accurate model in fine museum- quality resin. Specs: Iguanodon. Early to Middle Cretaceous (140-110 m.y.a.).

\$17.00

ITEM: 109

APPROX. 6" LONG

RESIN CAST (RECONSTRUCTION)



Illuminated 10X 25mm Magnifier Loupe

10X Power, Illuminated Loupe Magnifier. If you have never used an illuminated loupe then you are in for a treat, new and improved vision. This loupe has a 1-inch glass lens and a bright Led Bulb to illuminate specimens in low light conditions. (Batteries Included) Aluminum body with plastic lens housing and a plastic carrying case. Also has an attachment loop for a neck cord. Magni...Call for more details

\$18.00

ITEM: 1445

1 INCH LENS, 3 INCHES OVERALL

GLASS, METAL, PLASTIC



Index Trilobites of North America Poster

296 Index Trilobites of North America are illustrated on this poster. See also item 870.

\$15.00

ITEM: 871

16 X 24 INCHES

20 POUND PLAIN PAPER



Indochinite Tektite, Glass From Space In Acrylic Display Cas...

This is a true example of an authentic Tektite, Glass from Space. Your specimen may be slightly smaller or larger. Your authentic specimen comes in a 3.5 x 2.5-inch acrylic display case with a detailed description of your specimen. Every fossil is one of a kind, unique. Your authentic fossil will be similar to the one shown in the photos. If you are not completely satisfied with your specimen you ...Call for more details

\$10.00

ITEM: 4044

2 TO 3 INCHES

AUTHENTIC SPACE GLASS



Invest in the Future Buy a Fossil, poster

To all who love Dinosaurs & Fossils this poster says it all. This is a PrehistoricStore, Prehistoric Planet exclusive and is protected by US Copyright Law.

\$25.00

ITEM: 3765

24X36 INCHES

PAPER



Isotelus iowensis, trilobite

This is an enlarged replica of Isotelus iowensis based of a specimen from the Ordovician Trenton Group, Trenton Falls, New York. Trilobites are very well-known, and possibly the second-most famous fossil group after the dinosaurs with some 15,000 known species. Trilobites are extinct arthropods that form the class Trilobita. They appeared at the start of the Cambrian period and flou...Call for more details

\$10.00

ITEM: 1085

HYDROSTONE



Isotelus maximus, giant Trilobite

This giant Isotelus trilobite is from the Ordovician of southern Ohio. Trilobites are very well-known, and possibly the second-most famous fossil group after the dinosaurs with some 15,000 known species. Trilobites are extinct arthropods that form the class Trilobita. They appeared at the start of the Cambrian period and flourished throughout the lower Paleozoic era before beginning...Call for more details

\$82.00

ITEM: 1006

19X14 INCHES

RESIN & FIBERGLAS



Isotelus maximus, trilobite

This cast was made from one of the best and most complete specimens discovered to date. Some estimates put Isotelus maximus at up to 24 inches long. They were first found and described by John Locke in 1838, in the late Ordovician (450-438 million years ago) rocks of southwestern Ohio. On June 20, 1985, Ohio House Bill 145 designated the trilobite genus Isotelus as the official State Invertebrate ...Call for more details

\$95.00

ITEM: 667

9" LONG WITH 11X10" MATRIX
RESIN



Ivesheadia, Ediacaran Fauna

Ivesheadia sp. is a medusiform Vendozoan possibly. but Bruce Stinchcomb said it probably has not yet been assigned to a genus. It is safe to say it is a Medusiform Vendozoan Ediacaran (=Vendian) period of Precambrian Eon, from Mistaken Point Formation, 565 +/- 3 Ma., Mistaken Point, Cape Race, Newfoundland. The Vendian marks the first appearance of a group of large fossils collectiv...Call for more details

\$28.00

ITEM: 2201

6 X 4.5 INCHES

SOLID RESIN



Java Man Discovery Plaque Homo erectus erectus

This is a direct resin casting of the bronze plaque found at the famous Trinil or Java Man site. Trinil is a palaeoanthropological site on the banks of the Bengawan Solo River in Ngawi Regency, East Java Province, Indonesia. It was at this site in 1891 that the Dutch anatomist Eugene Dubois discovered the first early hominid remains to be found outside of Europe: the famous "Java Man" specimen.

\$130.00

ITEM: 1361

15X15 INCHES

RESIN



Jimbacrinus bostocki (crinoid)

This is a superb crinoid plate replica with two detailed fossil, Jimbacrinus Bostocki from the Cundlego formation Gaskoyne Junction Western Australia. Dating to the Late Artinskian of the Permian period-circa 284-275 Million Years Ago. Few collectors can afford a real specimens like this because they sell for hundreds of dollars. Crinoids are assigned to the phylum Ec...Call for more details

\$25.00

ITEM: 1225

6X6" PLATE 4.5" CRINOID

RESIN



Jimbacrinus bostocki, crinoid mortality plate

This is a superb crinoid mortality plate replica with 17 specimens of Jimbacrinus Bostocki from the Cundlego formation Gaskoyne Junction Western Australia. Dating to the Late Artinskian of the Permian period-circa 284-275 Million Years Ago. Few collectors can afford a real specimens like this because they sell for hundreds of dollars. Crinoids are assigned to the phyl...Call for more details

\$127.00

ITEM: 1322

16X14 INCHES

RESIN/FIBERGLAS



Juvenile Megalodon (Otodus megalodon) tooth 2 5/8 Inches

This replica tooth is cast from an authentic juvenile Megalodon tooth. Note that even at such a young age the tooth is very nicely serrated. Large authentic complete teeth can cost hundreds even thousands of dollars. The largest known tooth is nearly 7.5 inches long Megalodon had 46 front row teeth, 24 in the upper jaw and 22 in the lower jaw. Most sharks have at least six rows of teeth, so a Mega...Call for more details

\$10.00

ITEM: 4013

2 5/8 INCHES

RESIN



Juvenile Tyrannosaurus rex (Tinker) Foot

This complete T rex foot is from the Cretaceous of South Dakota. The foot is 20 inches high x 22 inches long x 14 inches wide. The foot is cast from a juvenile specimen known as Tinker. Notice how similar the foot is to a chicken's foot: one of the many similarities between Theropod dinosaurs and modern birds. With these huge feet and claws T rex could easily hold down even the biggest prey. Thi...Call for more details

\$450.00

ITEM: 2991

SEE DESCRIPTION

HOLLOW RESIN & FIBERGLAS



Juvenile Tyrannosaurus rex, Authentic Dinosaur, 1.38 Inch To...

This juvenile specimen was collected June 2006, Carter County, Montana, Hell Creek Formation. Very good color and enamel. Crisp serrations on both edges. Minor restoration at tip. Comes in 4.25 x 3.25 Riker Mount. Prehistoric Planet is pleased to announce that we have acquired a private collection of high quality dinosaur teeth, claws and other fossils. These great specimens will be...Call for more details

\$1,500.00

ITEM: 3404

1.38 INCHES

AUTHENTIC FOSSIL



Keichousaurus hui, 3 Triassic Marine Reptiles

Keichousaurus hui 3 Triassic Marine Reptiles Keichousaurus hui (KEE-chi-oh-SOUR-us) was an early reptile (not a dinosaur) that lived during the Triassic period, roughly 210 million years ago. This specimen is a composite showing 3 specimens as in a mass mortality. Keichousaurus was about 6-11 inches long and had a long neck, a long tail, five-toed feet with long digits, and a...Call for more details

\$37.00

ITEM: 1618

8X6.75 INCHES

RESIN



Keichousaurus hui, Articulated Nothosaur skeleton

Articulated Nothosaur Scientific Name: Keichousaurus hui an articulated nothosaur skeleton. Location: China Formation: Guanling Age" Triassic

\$140.00

ITEM: 1835

6 X 9.5 INCHES

RESIN



Keichousaurus hui, marine reptile

Keichousaurus hui (KEE-chi-oh-SAUR-us) was an early reptile (not a dinosaur) that lived during the Triassic period, roughly 210 million years ago. Keishousaurus was about 6-11 inches long and had a long neck, a long tail, five-toed feet with long digits, and a pointed head with sharp teeth. It may have lived in the water. This quadruped had sturdy legs. Fossils have been found in Guanglin, Guizhou...Call for more details

\$42.00

ITEM: 1139

8.8 X 4.5 INCHES

RESIN



Keichousaurus hui, marine reptile

Keichousaurus hui was a semi-aquatic reptile from Triassic China. They are believed to have lived in a marshy environment. Due to a robust ulna, it is believed that they were able to make their way onto land. They are considered members of the Pachypleurosauridae, which also included its contemporary the Nothosauridae. The genus name, Keichousaurus, is derived from the location where it was first ...Call for more details

\$199.00

ITEM: 1237

11-1/8" X 6-1/4" X 5/8"

HIGH-DENSITY POLY-URETHANE



Keichousaurus hui, marine reptile

Keichousaurus hui was a semi-aquatic reptile from Triassic China. They are believed to have lived in a marshy environment. Due to a robust ulna, it is believed that they were able to make their way onto land. They are considered members of the Pachypleurosauridae, which also included its contemporary the Nothosauridae. The genus name, Keichousaurus, is derived from the location where it was first ...Call for more details

\$270.00

ITEM: 3189

9-5/8" X 7" X 15/16"

HIGH-DENSITY POLY-URETHANE



Keichousaurus hui, marine reptile Mother & Child

Keichousaurus hui was a semi-aquatic reptile from Triassic China. They are believed to have lived in a marshy environment. Due to a robust ulna, it is believed that they were able to make their way onto land. They are considered members of the Pachypleurosauridae, which also included its contemporary the Nothosauridae. The genus name, Keichousaurus, is derived from the location where it was first ...Call for more details

\$270.00

ITEM: 3196

9-5/8" X 7" X 15/16"

HIGH-DENSITY POLY-URETHANE



Koskinonodon perfecta, Metaposaur amphibina skull

Koskinonodon perfectus was a Temnospondyli amphibian from the Late Triassic of North America. This 2 meter long tetrapod was the North American equivalent of the European genus Metoposaurus. It used to be called Buettneria perfecta until very recently (2007) when somebody noticed that the genus name was preoccupied by a cricket. It took then the name of the oldest known generic synonym, Koskinonod...Call for more details

\$152.00

ITEM: 1109

23.5 X17.5 PLATE 17X17 SKULL

RESIN & FIBERGLAS



Laetoli, Australopithecus afarensis (early human footprints/...

This is a portion of a trail of footprints probably left by 2 Australopithecus afarensis individuals some 3.5 million years ago, at Laetoli, northern Tanzania. Australopithecus afarensis is an extinct hominid which lived between 3.9 and 2.9 million years ago. In common with the younger Australopithecus africanus, A. afarensis was slenderly built. From analysis it has been thought that A. afarensis...Call for more details

\$185.00

ITEM: 969

26X15X3 INCHES

RESIN & FIBERGLAS, HOLLOW BACK



Lakin Adena Tablet #1 from West Virginia replica artifact

This is a direct casting replica of an Adena tablet, known as the Lakin tablet found at Point Pleasant, West Virginia. The tablet was found by Everett W. Schwartz. The Adena culture was a Pre-Columbian Native American culture that existed from 1000 BC to 200 BC, in a time known as the early Woodland Period. The Adena culture refers to what were probably a number of related Native A...Call for more details

\$20.00

ITEM: 1384

3 X 2.75 INCHES

RESIN



Lakin Adena Tablet #2 from West Virginia

This is a direct casting replica of an Adena tablet, known as the Lakin tablet found at Point Pleasant, West Virginia. The tablet was found by Everett W. Schwartz. The Adena culture was a Pre-Columbian Native American culture that existed from 1000 BC to 200 BC, in a time known as the early Woodland Period. The Adena culture refers to what were probably a number of related Native A...Call for more details

\$20.00

ITEM: 1655

3 3/4 X 2 7/8 INCHES

HYDROSTONE



Lambeosaurus, 3/4 profile skull

This replica skull is from a juvenile Lambeosaurus. The large hollow bony crest had not yet developed on this young and small specimen. The skull is shown in a 3/4 profile and is flat on the back. This specimen is made of hydrostone, which is an extra hard form of plaster. It has the weight of a real fossil. Lambeosaurus was a crested, duck-billed dinosaur. Its forward-leaning, hollow...Call for more details

\$100.00

ITEM: 197

14 INCHES LONG X 10 INCHES HIGH

SOLID RESIN



Large Carnosaur, dinosaur track or footprint

This large Carnosaur dinosaur track was found in a Utah coal mine. Cretaceous Age

\$40.00

ITEM: 1246

19.5 X 12.5 INCHES

RESIN FIBERGLAS, HOLLOW



Large Clovis Point artifact replica 9.75 inches

From Wikipedia Clovis points are the characteristically-fluted projectile points associated with the New World Clovis culture. They are present in dense concentrations across much of North America; in South America, they are largely restricted to the north of that continent. Clovis points date to the Early Paleoindian period, with all known points dating to the 600 years between rou...Call for more details

\$50.00

ITEM: 3763

9.75 X 2.875 INCHES

RESIN



Large Serrated Tyrannosaurus rex Tooth In Jaw Fragment

Another great T. rex tooth. This one is large and shows the serrations and includes part of the root structure and a section of the jawbone. A wonderful display piece that stands freely on a flat base. Specs: Tyrannosaurus rex. Late Cretaceous (70 m.y.a.). North America.

\$25.00

ITEM: 103

8 INCHES HIGH

RESIN CAST



Lepidodendron, Calamites, & Sigillaria Fossil Plants

Lepidodendrons belong to one of the earliest major plant groups, the clubmosses. They were one of the major species living in the Carboniferous Period coal-forest swamps. Because of the diamond-shaped leaf scar patterns in their bark they were also known as a scale-tree. Other isolated parts of the plant are given other names. Lepidostrobus (or strobili) are the spore-containing cones which are fo...Call for more details

\$299.00

ITEM: 2236

33.25 X 17.75 X 1.125 INCHES

POLYRESIN



Lepidotes elvensis, fish

Lepidotes is an extinct genus of neopterygian, ray-finned fish from the Jurassic and Cretaceous periods. Fossils have been found worldwide. Lepidotes inhabited both freshwater lakes and shallow seas; Lepidotes was typically about 30 centimeters (12 in) long. The body was covered with thick, enameled scales. Batteries of peg-like teeth enabled Lepidotes to crush the shells of its Mol...Call for more details

\$150.00

ITEM: 2122

23.5" FISH ON 28X10.5" MATRIX

RESIN



Lepidotes maximus, fish

Giant Fish From the Jurassic of Solnhfoen In Germany. One Of Only 3 Known. Lepidotes is an extinct genus of neopterygian, ray-finned fish from the Jurassic and Cretaceous periods. Fossils have been found worldwide. Lepidotes inhabited both freshwater lakes and shallow seas; Lepidotes was typically about 30 centimeters (12 in) long. The body was covered with thick, ena...Call for more details

\$5,000.00

ITEM: 773

67 INCHES LONG 25 INCHES WIDE

RESIN & FIBERGLASS

Lepisosteus (Garfish Skeleton) Green River Formation



Original Lepisosteus fossils from this locality are sold for \$7,000- \$15,000.

This is a chance to own a museum quality collectors piece for much, much less. It would be the centerpiece and focal point of any collection. This huge plate measures 30.5 x 8.5 inches. Lepisosteus was found in the Green River Formation of southwest Wyoming and parts of Colorado and Utah. Some of the world...Call for more details

\$300.00

ITEM: 665

30.5" X 8.5" 28" FISH
RESIN CAST

Lepisosteus strausi , Messel garpike fish



The Messel Pit located near Darmstadt, Germany is one of the richest sites for understanding the living environment of the Eocene at about 49 million years ago. Fossils from this site provide unique information about the early evolution of mammals. It includes exceptionally well preserved fossils ranging from fully articulated skeletons with stomach contents to this remarkably preserved garfish.

\$50.00

ITEM: 418

12X7.5 INCHES
RESIN

Lepisosteus strausi , Messel garpike fish



The Messel Pit located near Darmstadt, Germany is one of the richest sites for understanding the living environment of the Eocene at about 49 million years ago. Fossils from this site provide unique information about the early evolution of mammals. It includes exceptionally well preserved fossils ranging from fully articulated skeletons with stomach contents to this remarkably preserved garfish.

\$36.00

ITEM: 3289

8.75X1.75" ON 9.75X3.5" MATRIX
RESIN

Liaoceratops yanzigouensis



Liaoceratops yanzigouensis Skull Measurements: 3.75 inches long.

Formation: Yixian Age: Early Cretaceous, 135 MYA Location: Liaoning, China

Liaoceratops, meaning "Liao Horned Face", is a ceratopsian dinosaur believed to be an early relative of the horned ceratopsids. It lived in the early Cretaceous, some 130 million years ago. It was di...Call for more details

\$150.00

ITEM: 1757

3.75 INCHES LONG
RESIN



Libellulium longilatum, dragonfly

Libellulium longilatum (formerly known as Cymatophlebia) is a 150 million year old dragonfly known from the Solnhofen fossil beds of Germany. Libellulium is recognized by its large, powerful wings. Dragonflies first appeared about 250 million years ago during the Early Permian Period. Since then, they have changed little, making them one of the oldest and most successful living groups of insects. ...Call for more details

\$110.00

ITEM: 1510

7" WINGSPAN 12.5" X 7" MATRIX
RESIN



Liopleurodon

Liopleurodon (pronounced LIE-oh-PLOOR-oh-don) (meaning "smooth-sided tooth") was the biggest plesiosaur, up to 39-49 feet (12-15 m). It had a long body with a large head, a short neck, powerful jaws and teeth, and four long, wide, strong flippers. The skull was 10 feet (3 m) long. Fossils were found in England, France, Germany, and eastern Europe. It lived during the late Jurassic period. Liopleur...Call for more details

\$9.00

ITEM: 2165

7 INCHES LONG
RESIN/VINAL



Liopleurodon, tooth

Liopleurodon (pronounced LIE-oh-PLOOR-oh-don) (meaning "smooth-sided tooth") was the biggest plesiosaur, up to 39-49 feet (12-15 m). It had a long body with a large head, a short neck, powerful jaws and teeth, and four long, wide, strong flippers. The skull was 10 feet (3 m) long. Fossils were found in England, France, Germany, and eastern Europe. It lived during the late Jurassic period. Liopleur...Call for more details

\$25.00

ITEM: 1346

5.75 INCHES LONG
RESIN



Lithostrotionella the Official State Gemstone of West Virgin...

This is an example of the authentic Fossil Coral (Lithostrotionella) you will receive. Your specimen may be slightly smaller or larger. Your authentic specimen comes in a 3.5 x 2.5-inch acrylic display case with a detailed description of your specimen. Every fossil is one of a kind, unique. Your authentic fossil will be similar to the one shown in the photos. If you are not completely satisfied wi...Call for more details

\$10.00

ITEM: 4064

1.5 TO 2.5 INCHES
AUTHENTIC FOSSIL



Lithostrotionella, Fossil Coral West Virginia State Gemstone

Fossil Coral (Lithostrotionella) Official West Virginia State Gemstone

Lithostrotionella Coral is very similar to the Petoskey Stone Coral of Michigan.

Our Lithostrotionella is from the Mississippian Period (350 million years) of West Virginia. It has excellent preservation and would be great for cutting for jewelry because it has lots of color and makes a nice specim...Call for more details

\$8.00

ITEM: 3151

1.5 TO 10 POUNDS
AUTHENTIC FOSSIL



Livyatan melvillei Sperm Whale Tooth, adult

Livyatan melvillei Sperm Whale Tooth Miocene (~2.6-15 Million Years)

Livyatan is an extinct genus of sperm whale containing one known species:

Livyatan. melvillei. The genus name was inspired by the biblical sea monster Leviathan, and the species name by Herman Melville, the author of the famous novel Moby-Dick about a white bull sperm whale. Herman Melville often refe...Call for more details

\$65.00

ITEM: 4081

11 INCHES LONG
SOLID RESIN



Livyatan melvillei Sperm Whale Tooth, adult & baby

Livyatan melvillei Sperm Whale Tooth Miocene (~2.6-15 Million Years)

Livyatan is an extinct genus of sperm whale containing one known species:

Livyatan. melvillei. The genus name was inspired by the biblical sea monster Leviathan, and the species name by Herman Melville, the author of the famous novel Moby-Dick about a white bull sperm whale. Herman Melville often refe...Call for more details

\$75.00

ITEM: 4084

11" ADULT 3.24" BABY
SOLID RESIN



Livyatan melvillei Sperm Whale Tooth, baby

Livyatan melvillei Sperm Whale Tooth Miocene (~2.6-15 Million Years)

Livyatan is an extinct genus of sperm whale containing one known species:

Livyatan. melvillei. The genus name was inspired by the biblical sea monster Leviathan, and the species name by Herman Melville, the author of the famous novel Moby-Dick about a white bull sperm whale. Herman Melville often refe...Call for more details

\$12.00

ITEM: 4082

3 1/4 INCHES LONG
SOLID RESIN



Lobolith, Crinoid Bulb Float, holdfast

This replica Lobolith comes from the Devonian of Oklahoma. Most crinoids were held in place by a holdfast, root-like system. A few species were bottom bobbars and floaters. These unique crinoids are believed to have floated with the currents with the calyx (head) facing down. The Lobolith was chambered and filled with some form of gas produced by the crinoid. The gas caused the crinoid to float an...Call for more details

\$10.00

ITEM: 2150

4 INCHES DIAMETER
SOLID RESIN

Loriolaster gracilis, brittle star

This is a fossil brittle star replica from the Devonian, Brudenbach Formation of Germany.

\$100.00

ITEM: 1299

7.5X8.5" MATRIX, 4.75" FOSSIL
RESIN

Lot of 25 Miniature Dinosaur Figure Toys

Lot of 25 Miniature Dinosaur Figure Toys Great for Play & Party Favors
There Are Duplicate Dinosaurs in Each Lot Each is 2.25-2.75 Inches Long At less than 50 cents each these little dinosaurs are great for gifts, party favors, and play.

\$12.00

ITEM: 944

2-3 INCHES
PLASTIC

Lot of 25 Miniature Dinosaur Figure Toys

Lot of 25 Miniature Dinosaur Figure Toys Great for Play & Party Favors
There Are Duplicate Dinosaurs in Each Lot Each is 2.25-2.75 Inches Long At less than 50 cents each these little dinosaurs are great for gifts, party favors, and play.

\$12.00

ITEM: 544

2.25-2.75 INCHES LONG
RESIN



Loxodonta africanus, brain endocast (African Elephant)

This is a brain endocast of the African Elephant. An endocast or endocranial cast is a cast made of the mold formed by the impression the brain makes on the inside of the neurocranium (braincase), providing a replica of the brain with most of the details of its outer surface. Endocasts can also form naturally, when sediments fill the empty skull, after which the skull is destroyed and the cast fossilized. Call for more details

\$300.00

ITEM: 1018

12X10X8 INCHES

RESIN



Lucy, Australopithecus afarensis, Skull Reconstruction

Lucy is the common name of AL 288-1, the nearly 40% complete skeleton of an Australopithecus afarensis specimen discovered in 1974 at Hadar in the Awash Valley of Ethiopia's Afar Depression. Lucy is estimated to have lived 3.2 million years ago. The discovery of this hominin was significant as the skeleton shows evidence of small skull capacity akin to that of apes and of bipedal upright walk akin...Call for more details

\$199.00

ITEM: 1387

7.2X5.2X5.2 INCHES

RESIN



Lynx rufus, bobcat brain endocast

This is a brain endocast of a bobcat. An endocast or endocranial cast is a cast made of the mold formed by the impression the brain makes on the inside of the neurocranium (braincase), providing a replica of the brain with most of the details of its outer surface. Endocasts can also form naturally, when sediments fill the empty skull, after which the skull is destroyed and the cast fossilized. Call for more details

\$32.00

ITEM: 1031

LIFE SIZE

RESIN



Lystrosaurus, skull, a dicynodont

Lystrosaurus (meaning "shovel lizard", was a genus of Late Permian and Early Triassic Period dicynodont therapsids, which lived around 250 million years ago in what is now Antarctica, India, and South Africa. Four to six species are currently recognized, although from the 1930s to 1970s the number of species was thought to be much higher. Being a dicynodont, Lystrosaurus had only two...Call for more details

\$77.00

ITEM: 1363

5.5" LONG, 3.5" WIDE, 3.25" HI

RESIN



Lytoceras fimbriatum, Jurassic Ammonite

Lytoceras fimbriatum ammonites are found in the Jurassic layers (191 - 171 million years ago) of France, Germany, Hungary, Portugal, Spain, Tunisia, United Kingdom, and the United States. The Lytoceratidae are a fairly rare family of ammonites. Their revolute shell shape is reminiscent of a "horn of plenty" and their complex suture patterns make these ammonites very appealing.

\$325.00

ITEM: 3193

12" X 11-1/2" X 5-1/8"

HIGH-DENSITY POLY-URETHANE



Machairodus giganteus, saber-toothed cat

Machairodus is a genus of large machairodontine saber-toothed cats that lived in Africa, China, Eurasia and North America during the late Miocene 4.5 to 5 million years ago. It is the animal from which the subfamily Machairodontinae gets its name and has since become a wastebasket taxon over the years as many genera of saber tooth cat have been and are still occasionally lumped into it.

\$250.00

ITEM: 1828

10 INCHES LONG

RESIN



Machairodus giganteus, saber-toothed cat

Machairodus is a genus of large machairodontine saber-toothed cats that lived in Africa, China, Eurasia and North America during the late Miocene 4.5 to 5 million years ago. It is the animal from which the subfamily Machairodontinae gets its name and has since become a wastebasket taxon over the years as many genera of saber tooth cat have been and are still occasionally lumped into it.

\$320.00

ITEM: 1829

9.5 INCHES LONG

RESIN



Machairodus giganteus, saber-toothed cat skull

Machairodus is a genus of large machairodontine saber-toothed cats that lived in Africa, China, Eurasia and North America during the late Miocene 4.5 to 5 million years ago. It is the animal from which the subfamily Machairodontinae gets its name and has since become a wastebasket taxon over the years as many genera of saber tooth cat have been and are still occasionally lumped into it.

\$550.00

ITEM: 1831

18 INCHES LONG

RESIN



Macrauchenia, skull

Macrauchenia was a long-necked and long-limbed, three-toed South American ungulate mammal, typifying the order Litopterna. The oldest fossils date back to around 7 million years ago, and *M. patagonica* disappears from the fossil record during the late Pleistocene, around 20,000 years ago. *M. patagonica* was the best known member of the family Macrauchiidae, and is known only from fossil finds in S...Call for more details

\$500.00

ITEM: 1832

17 INCHES LONG
RESIN



Macroelongatoolithus xixia, Dinosaur Eggs

The rarest of all dinosaur eggs are those belonging to the predators at the top of the food chain. Macroelongatoolithus is the largest of the egg genus. When these eggs were first described they were thought to have been laid by a Tarbosaurus. The Tarbosaurus was originally described as Tyrannosaurus bataar in 1955, then ten years later reclassified as a Tarbosaurus. A couple of decades later it was...Call for more details

\$475.00

ITEM: 2237

16 X 14.5 X 4.5 INCHES
POLYRESIN



Magic Tracks Dino Chompers,

MAGIC TRACKS - DINO CHOMPERS 10 x 9.5 x 3 Package Size Dinosaur Racetrack: With the Magic Tracks Dino Chompers set you can race through the treacherous jungle terrain using the Dino Chomping Car with real chomping action; This 172-piece set includes 8 feet of track. Easy to Assemble: Just snap the pieces together and you get a fully customized speedway ...Call for more details

\$16.95

ITEM: 4015

10 X 9.5 X 3 PACKAGE SIZE
REIN-PLASTIC



Maiasaur, Juvenile Skeleton

Maiasaura (meaning "good mother lizard") is a large herbivorous hadrosaurid ("duck-billed") dinosaur genus that lived in the area currently covered by the state of Montana in the Upper Cretaceous Period, about 76.7 million years ago. The first fossils of Maiasaura were discovered in 1978. In 1979, the genus was named. The name refers to the find of nests with eggs, embryos and young...Call for more details

\$CALL

ITEM: 3093

7 FEET LONG X 5 FEET HIGH
RESIN



Maiasaura, Juvenile Lower Jaws

Maiasaura (meaning "good mother lizard") is a large herbivorous hadrosaurid ("duck-billed") dinosaur genus that lived in the area currently covered by the state of Montana in the Upper Cretaceous Period, about 76.7 million years ago. The first fossils of Maiasaura were discovered in 1978. In 1979, the genus was named. The name refers to the find of nests with eggs, embryos and young...Call for more details

\$175.00

ITEM: 520

12.5 X 5 X 4.5 INCHES HIGH
RESIN



Maisaur skeleton fossil dig panel #1 & #2

These panels are made of sturdy lightweight fiberglass. They could be used as a wall hanging or, with a little sand, they can simulate a fossil dig site for children of all ages to explore. A. Duckbill skull & lower jaw B. Duckbill cervical vertebra C. Duckbill humerus D. Duckbill ribs E. Duckbill hand F. Albertosaurus maxilla ...Call for more details

\$2,400.00

ITEM: 695

4 X 8 FEET
RESIN & FIBERGLASS



Mammoth Tooth, Mammuthus primigenius, Pleistocene

Probably the most unique aspect of the Woolly Mammoth is not its large size, shaggy coat, or giant tusks, but its teeth. The Mammoth only had a single tooth in each jaw "four total" with six sets of replacements over its lifetime. If and when the last set wore out, the animal starved to death. Species: Mammuthus primigenius Tooth is 8 inches across the surface and 3.5...Call for more details

\$65.00

ITEM: 114

8 X 8 X 3.5 INCHES
RESIN CAST



Mammoth Tooth, slice cut & polished

This slice of cut and polished fossil Mammoth tooth is one of the most beautiful things in nature. It is completely natural and authentic with no restoration. The patterns of enamel and dentin are stunning and unique to each tooth and slice. Imagine holding the tooth of an extinct Mammoth in your hand that is at least 15,000 years old. When we first saw and held this tooth chills ran up our spine ...Call for more details

\$200.00

ITEM: 2511

6.5 X 2.75 INCHES
AUTHENTIC FOSSIL



Mammoth Tooth, slice cut & polished

This slice of cut and polished fossil Mammoth tooth is one of the most beautiful things in nature. It is completely natural and authentic with no restoration. The patterns of enamel and dentin are stunning and unique to each tooth and slice. Imagine holding the tooth of an extinct Mammoth in your hand that is at least 15,000 years old. When we first saw and held this tooth chills ran up our spine ...Call for more details

\$180.00

ITEM: 2520

4.5 X 3.5 X 1/2 INCHES

AUTHENTIC FOSSIL



Mammoth Tooth, slice cut & polished

This slice of cut and polished fossil Mammoth tooth is one of the most beautiful things in nature. It is completely natural and authentic with no restoration. The patterns of enamel and dentin are stunning and unique to each tooth and slice. Imagine holding the tooth of an extinct Mammoth in your hand that is at least 15,000 years old. When we first saw and held this tooth chills ran up our spine ...Call for more details

\$140.00

ITEM: 2519

4.5 X 3.5 X 1/2 INCHES

AUTHENTIC FOSSIL



Mammoth Tooth, slice cut & polished

This slice of cut and polished fossil Mammoth tooth is one of the most beautiful things in nature. It is completely natural and authentic with no restoration. The patterns of enamel and dentin are stunning and unique to each tooth and slice. Imagine holding the tooth of an extinct Mammoth in your hand that is at least 15,000 years old. When we first saw and held this tooth chills ran up our spine ...Call for more details

\$200.00

ITEM: 2521

5.25 X 3.25 X 1/2 INCHES

AUTHENTIC FOSSIL



Mammoth Tusks, 7.5 feet around the curve

Mammoths belong to the order Proboscidea, which also includes the American Mastodon and the African and Indian Elephant. The larger species of Mammoth, which appeared about 4 MYA, became extinct about 10,000 years ago, while some of the smaller species existed until about 4,000 years ago. The specimen here is a Woolly Mammoth discovered in Alaska. The Woolly Mammoth is well studied, as several wel...Call for more details

\$1,199.00

ITEM: 988

7.5 FEET AROUND THE CURVE
RESIN



Mammoth, The Predmosti Mammoth, Prehistoric Ivory Carving re...

The Predmosti Mammoth was found in the Czech Republic at an ancient village or settlement site near the town of Prerov. The site was excavated from 1884 to 1930, but the finds were lost during the 1939-1945 war period and then was re-excavated in the 1990s, with several burials found. The settlement is assessed as a Cro-Magnon site from between 24,000 and 27,000 years ago. The mammoth was carved f...Call for more details

\$50.00

ITEM: 2417

4.5"X4"X1.24"

RESIN



Mammut americanum, Giant Mastodon tooth

This giant Mastodon tooth was cast from the largest tooth we have ever seen. The age is Pleistocene and the locality is unknown. It measures a staggering 9.5 inches long, 7.5 inches high with the roots and 4.5 inches wide. Mastodons are any species of extinct proboscideans in the genus Mammut, distantly related to elephants that inhabited North and Central America during the late Mi...Call for more details

\$75.00

ITEM: 3013

9.5 X 7.5 X 4.5 INCHES

RESIN, HOLLOW



Mammut americanum, mastodon tooth

Mastodons are any species of extinct proboscideans in the genus Mammut, distantly related to elephants that inhabited North and Central America during the late Miocene or late Pliocene up to their extinction at the end of the Pleistocene 10,000 to 11,000 years ago. Mastodons lived in herds and were predominantly forest dwelling animals that fed on a mixed diet of browsing and grazing with a season...Call for more details

\$59.00

ITEM: 115

8X7X3.5 INCHES

RESIN CAST



Mammut americanum, Mastodon tooth described by Thomas Jeffe...

This replica tooth was described by Thomas Jefferson. Mastodons are any species of extinct proboscideans in the genus Mammut, distantly related to elephants that inhabited North and Central America during the late Miocene or late Pliocene up to their extinction at the end of the Pleistocene 10,000 to 11,000 years ago. Mastodons lived in herds and were predominantly forest dwelling a...Call for more details

\$50.00

ITEM: 1337

6.5X4.5X3.5 INCHES

RESIN



Mammut americanum, mastodon tooth Paper Weight

A small mastodon tooth replica with a flat bottom suitable for easy display or as a unique paperweight. Mastodons are any species of extinct proboscideans in the genus Mammut, distantly related to elephants that inhabited North and Central America during the late Miocene or late Pliocene up to their extinction at the end of the Pleistocene 10,000 to 11,000 years ago. Mastodons lived...Call for more details

\$30.00

ITEM: 1630

4 X 3 X 2.25 INCHES

RESIN



Mammuthus columbi, Mammoth, Skull & Tusks

Giant Colombian Mammoth Skull with Neck Scientific Name: Mammuthus columbi Location: Huntington Canyon Utah Age: Pleistocene 10,000 years ago Specimen: Prehistoric Museum/ Utah State University, Price Utah Courtesy of the U.S. Forest Service. Width at Tusks 9 Feet Height w/ tusks about 7 Feet I...Call for more details

\$CALL

ITEM: 1847

9 FT WIDE @ TUSKS, 7 FEET HIGH

RESIN



Mammuthus primigenius woolly mammoth tooth

Pleistocene Florida, USA Mammuthus primigenius was the true Woolly Mammoth Mammoth remains have been found in Europe, Africa, Asia, and North America. They are believed to have originally evolved in North Africa about 4.8 million years ago, during the Pliocene, where bones of Mammuthus africanavus have been found in Chad, Libya, Morocco and Tunisia. Mammuthus subplanif...Call for more details

\$60.00

ITEM: 928

9.5 X 3 INCHES, 10.5 INCH ROOT

RESIN/FIBERGLAS



Mammuthus, mammoth tooth Paper Weight

A small mammoth tooth replica with a flat bottom suitable for easy display or as a unique paperweight.

\$30.00

ITEM: 1629

5 X 2 X 2.25 INCHES

RESIN



Manchurochelys liaoxensis, turtle

This is a rare complete skeleton and shell replica of a 130 million year old (Cretaceous fossil turtle from China. It is a distant relative of the modern-day snapping turtle. Liaoning Province, China, has become one of the foremost paleontological sites in the world since the discovery of Sinosauropteryx, a small-feathered meat-eating dinosaur, from the Lower Cretaceous Yixian Format...Call for more details

\$35.00

ITEM: 1619

7.5X5.25 INCHES

RESIN



Manchurochelys liaoxensis, 4 fossil turtle mortality plate

The Liaoning region, 130 million years ago, was an area crossed by streams and rivers and dotted with fresh water lakes and active volcanoes. The land areas were covered by forests of conifers, similar to today's pine and fir, ginkgoes and ferns. There were very few angiosperms, flowering plants. Marshy areas surrounded the lakes. Based on the plants represented in the fossil record of the area, i...Call for more details

\$420.00

ITEM: 2548

20.5 X 17.5 INCHES

HIGH-DENSITY POLYURETHANE FOAM



Manchurochelys liaoxensis, fossil turtle

Manchurochelys liaoxensis, also known as Ordosemys liaoxensis, is described as a cryptodire (a turtle order), with a very low domed shell. The carapace, shell, had an oval outline, with the length being slightly longer than the width. Manchurochelys liaoxensis looked like a modern turtle, but it was a primitive turtle and could not draw its head or legs into its shell. It likely fed on plants, ...Call for more details

\$150.00

ITEM: 1347

10-1/2" X 14" X 1"

POLY-RESIN



MAPS Fossil Show April 17-19, 2020

National Fossil Exposition March 29-31, 2019 Sharpless Auctions Building
5049 Herbert Hoover Hwy NE Iowa City, Iowa (1-80 Exit 249) Free To
Public The Mid America Paleontological Society (MAPS) invites you to see
the largest fossils only show and exposition in the world. The dates are
A...Call for more details

\$CALL

ITEM: 2196



Massive 6 7/8 Inch Megalodon (Otodus megalodon) tooth

At somewhere around fifty feet long, Otodus megalodon was the largest shark that ever haunted the oceans. Now you can own a razor-sharp museum-replica tooth from this monster predator called Megalodon. This massive 6-7/8inch, 1/2 pound replica is perfect right down to the serration's, pathologies, and gastropod borings. Real MEG teeth of this size and quality could cost thousands of...Call for more details

\$60.00

ITEM: 2600

6 7/8 INCHES

RESIN REPLICA



Mastodon Skull & Tusks (Mammut americanum)

Mastodons are any species of extinct proboscideans in the genus Mammut, distantly related to elephants that inhabited North and Central America during the late Miocene or late Pliocene up to their extinction at the end of the Pleistocene 10,000 to 11,000 years ago. Mastodons lived in herds and were predominantly forest dwelling animals that fed on a mixed diet of browsing and grazing with a season...Call for more details

\$CALL

ITEM: 3132

44X26XD26, 6 FOOT TUSKS

RESIN/FIBERGLASS



Mastodon Tooth Section (example) In Acrylic Display Case

This is a true example of authentic Tooth Enamel section of Mastodon tooth from the Pleistocene (Ice Age) of Florida. It is at least 11,000 years old. Your specimen may be slightly smaller or larger. Your authentic specimen comes in a 3.5 x 2.5-inch acrylic display case with a detailed description of your specimen. Every fossil is one of a kind, unique. Your authentic fossil will be similar to the...Call for more details

\$20.00

ITEM: 4037

APPROXIMATELY 2-3 INCHES

AUTHENTIC FOSSIL



Mastodon Tusk, Mammut americanum

Mastodons are any species of extinct proboscideans in the genus Mammut, distantly related to elephants that inhabited North and Central America during the late Miocene or late Pliocene up to their extinction at the end of the Pleistocene 10,000 to 11,000 years ago. Mastodons lived in herds and were predominantly forest dwelling animals that fed on a mixed diet of browsing and grazing with a season...Call for more details

\$600.00

ITEM: 3096

6'±; AROUND THE CURVE 5.25" DIAM
HOLLOW RESIN



Medusa, Jellyfish, model

The jellyfish belongs to the phylum Cnidaria and is considered a living fossil, uses its bell-shaped, gelatinous form to propel itself through water.

Unfortunately, only very few fossils of these prehistoric animals have been found. Most likely the first jellyfish came into existence earlier than 600 million years ago. Their size ranges from a few centimeters to almost two meters in diameter.

\$9.00

ITEM: 347

4 INCHES LONG

RUBBER



Megalodon (Otodus megalodon) tooth, Ivory

At somewhere around fifty feet long, Otodus megalodon was the largest shark that ever haunted the oceans. Now you can own a razor-sharp museum-replica tooth from this monster predator called Megalodon. This 5 1/2-inch replica is perfect right down to the serration's. Real MEG teeth of this size and quality could cost hundreds of dollars. Real fossil MEG teeth are gone...Call for more details

\$19.95

ITEM: 2121

5.5 INCHES

RESIN



Megalodon Tooth (giant 17 inch sculpture) Otodus megalodon

No real Megalodon teeth even close to this size have been found. But what if? This is a greatly enlarged sculpture of a Megalodon tooth. Hang this tooth on your wall or place it in your collection of MEG teeth and watch how much attention it gets. A sure fire way to start a conversation. The photos at right show the front and back, and compared with a 5.5 inch MEG tooth.

\$175.00

ITEM: 966

17 INCHES LONG

RESIN



Megalodon Tooth Progression With 8, 6 Inch Teeth, Otodus meg...

This replica Megalodon tooth progression shows 2 sets of 4 rows of 6 inch teeth. The teeth are cast from real teeth. The jaw section is our reconstruction of a jaw section because jaws are rarely preserved because they are cartilage that seldom fossilized. Megalodon had 46 front row teeth, 24 in the upper jaw and 22 in the lower jaw. Most sharks had at least six rows of teeth, so a ...Call for more details

\$250.00

ITEM: 3012

12" LONG X 11" WIDE X 7" HIGH

RESIN



Megalonyx jeffersoni, ground sloth model, Now The West Virgi...

President, Thomas Jefferson, scientifically described fossil bones given to him by saltpeter miners found in a Monroe County cave in 1797. Jefferson thought they were the claws of a giant cat. In 1799 Casper Wistar re-described the bones as a new species of extinct giant ground sloth and named it in honor of President Jefferson. Only recently have the bones been Carbon 14 dated at over 38,000 yea...Call for more details

\$10.00

ITEM: 322

4 1/8" TALL X 3.5" LONG

RESIN



Megalonyx jeffersoni, ground sloth skeleton

President, Thomas Jefferson, scientifically described fossil bones given to him by saltpeter miners found in a Monroe County cave in 1797. Jefferson thought they were the claws of a giant cat. In 1799 Casper Wistar re-described the bones as a new species of extinct giant ground sloth and named it in honor of President Jefferson. Only recently have the bones been Carbon 14 dated at over 38,000 yea...Call for more details

\$25,000.00

ITEM: 1615

8 FT H X 8 FT L X 5 FT WIDE

RESIN & FIBERGLASS



Megalonyx jeffersoni, ground sloth skull, Now The West Virgi...

President, Thomas Jefferson, scientifically described fossil bones given to him by saltpeter miners found in a Monroe County cave in 1797. Jefferson thought they were the claws of a giant cat. In 1799 Casper Wistar re-described the bones as a new species of extinct giant ground sloth and named it in honor of President Jefferson. Only recently have the bones been Carbon 14 dated at over 38,000 yea...Call for more details

\$499.00

ITEM: 1650

15" L X 9" W X 10.5" H

RESIN



Megalonyx jeffersonii, ground sloth Arm & Hand

Left ulna, radius and hand of Megalonyx jeffersonii. 33 inches long with 13 inch hand width Megalonyx jeffersonii Jefferson Ground Sloth West Virginia State Fossil President, Thomas Jefferson, scientifically described fossil bones given to him by saltpeter miners found in a Monroe County cave in 1797. Jefferson thought they were th...Call for more details

\$750.00

ITEM: 3004

33" LONG, 13" HAND SPREAD

RESIN



Megalonyx jeffersonii, ground sloth claw, 3rd distal phalang...

Megalonyx jeffersonii Jefferson Ground Sloth West Virginia State Fossil 3rd Distal Phalange President, Thomas Jefferson, scientifically described fossil bones given to him by saltpeter miners found in a Monroe County cave in 1797. Jefferson thought they were the claws of a giant cat. In 1799 Casper Wistar re-described the bones as a new species of extinct...Call for more details

\$20.00

ITEM: 75

7 INCHES AROUND THE CURVE
RESIN



Megalonyx jeffersonii, sloth brain endocast

This is an endocranial cast of the brain of Megalonyx jeffersonii an extinct North American ground sloth. Megalonyx jeffersonii became the official State Fossil of West Virginia in March, 2008 thanks to the efforts of Ray & Mary Ellen Garton, Robert Pyle, Hassan Amjad, Dave Phillips, Mike Burdiss, Roman Prezioso.

\$102.00

ITEM: 1168

RESIN



Megalosaurus Jaw & Teeth

This bipedal meat-eater was up to about 26 ft (8 m) long. Fossils have been found in England and France. Megalosaurus was named by Wm. Buckland in 1824 (it was found by workers in an Oxfordshire, England limestone quarry and is now lost). The type species is M. bucklandii. Note: there are a total of 7 teeth including 2 of which are erupting the gum line. HISTORY:

\$125.00

ITEM: 504

11.5" LONG; UP TO 2.5" TEETH
SOLID RESIN



Megantereon inexpectatus, saber-toothed cat skull

Megantereon inexpectatus Saber-tooth Cat Skull Megantereon was a genus of prehistoric saber-toothed cat that lived in North America, Eurasia, and Africa. It may have been the ancestor of Smilodon. Megantereon was built like a large modern jaguar, but somewhat heavier. It had stocky forelimbs with the lower half of these forelimbs lion-sized. It had large neck muscles ...Call for more details

\$335.00

ITEM: 1833

10.25 INCHES LONG
RESIN



Megarachne servinei, giant spider?

Megarachne servinei was originally described in 1980 by the Argentinean paleontologist Mario Hunicken. The holotype was recovered from the Pallero Member of the Bajo de Veliz Formation of Argentina, a locality dated to the early Permian of about 296 million years ago. Hunicken wrongly identified the specimen as a mygalomorph spider based on the shape of the carapace, the 15 millimeters wide circular...Call for more details

\$100.00

ITEM: 2547

16 X 20 INCHES

RESIN



Megaraptor Claw

Megaraptor ("giant thief") was once thought to be the largest dromaeosaur ever found, but is now known to be a carnosaur related to Allosaurus. It lived in Late Cretaceous times in the Patagonian region of Argentina. It was a contemporary of Giganotosaurus, one of the largest carnivorous dinosaurs of all time. Megaraptor was initially described as a giant dromaeosaur (the "raptors")...Call for more details

\$23.00

ITEM: 104

14 INCHES AROUND THE CURVE

RESIN



Mene rhombea, moonfish

Mene rhombea was a perciform fish belonging to the family Menidae (moonfish). During the Middle Eocene about 48 to 40 mya, these fishes lived in the Tethys Ocean, a large tropical sea in the area corresponding to the current Mediterranean. This ocean was extended between the continents of Gondwana and Laurasia. Mene rhombea had a laterally compressed body, very long and slim pelvi...Call for more details

\$40.00

ITEM: 2268

7.25" X 6.5 INCHES

RESIN



Meniscoessus Skull, a Multitubercula

CLICK IMAGES TO ENLARGE Meniscoessus is a genus of extinct mammal from the Upper Cretaceous Period of North America. It was one of the little furry creatures living among the dinosaurs and was a member of the extinct order Multituberculata. The multituberculates had a cranial and dental anatomy superficially similar to rodents such as mice and rats, with cheek-teeth separated from t...Call for more details

\$190.00

ITEM: 3207

3 X 2 X 2 INCHES

RESIN



Mesohippus bairdi, authentic horse skull

RARE AND INCREDIBLE FOSSIL HORSE SKULL Mesohippus bairdi Early Oligocene Brule Formation White River Badlands South Dakota Mesohippus (literally "middle horse") was a common early horse in North America which lived some 30 to 40 million years ago. It had longer legs than its predecessor Eohippus and had lost a toe becoming a three-toed horse...Call for more details

\$1,500.00

ITEM: 3667

8 L, 3.25 W, 4 H INCHES

AUTHENTIC FOSSIL



Mesohippus bairdi (early horse) Mounted Skeleton

Mesohippus bairdi; the ancestor of the modern horse, we prefer to wait for you to determine the pose before we begin mounting. Period: Oligocene Age; 35 million year Location; South Dakota. Mesohippus (meaning "middle horse") is an extinct, dog-sized, three-toed horse. It was about 4 feet (1.2 m) long and was roughly 2 feet (60 cm) tall at the shoulder. Its middle toe had a light-weight...Call for more details

\$CALL

ITEM: 1542

LIFE SIZE

RESIN FIBERGLASS



Mesohippus the 3-toed horse, skull

Mesohippus (meaning "middle horse") is an extinct, dog-sized, three-toed horse. It was about 4 feet (1.2 m) long and was roughly 2 feet (60 cm) tall at the shoulder. Its middle toe had a light-weight hoof with a large, weight-supporting middle toe; the head was long and pointed (the jaws were shallow). Mesohippus lived during the middle Oligocene (about 37-32 million years ago) in the Great Plains ...Call for more details

\$75.00

ITEM: 2221

8" LONG X 4" WIDE

SOLID RESIN



Mesohippus, skull (an early horse)

Mesohippus (meaning "middle horse") is an extinct, dog-sized, three-toed horse. It was about 4 feet (1.2 m) long and was roughly 2 feet (60 cm) tall at the shoulder. Its middle toe had a light-weight hoof with a large, weight-supporting middle toe; the head was long and pointed (the jaws were shallow). Mesohippus lived during the middle Oligocene (about 37-32 million years ago) in the Great Plains ...Call for more details

\$102.00

ITEM: 493

7X4X2.5 INCHES

RESIN



Mesolimulus walchi, Horseshoe Crab, large

Coming from the famous 150 million year old Jurassic Solnhofen Lithographic Limestone deposits near Eichstatt, Germany, this is a fine replica example of the Horseshoe Crab Mesolimulus walchi. Xiphosura, the horseshoe crabs, are related to the extinct Eurypterids, and more distantly to spiders and scorpions. Their lineage traces back to the Cambrian, and extends to modern times as t...Call for more details

\$92.00

ITEM: 1199

12 X 8.5 INCHES

RESIN



Mesolimulus walchi, Horseshoe Crab, medium

Coming from the famous 150 million year old Jurassic Solnhofen Lithographic Limestone deposits near Eichstatt, Germany, this is a fine replica example of the Horseshoe Crab Mesolimulus walchi. Xiphosura, the horseshoe crabs, are related to the extinct Eurypterids, and more distantly to spiders and scorpions. Their lineage traces back to the Cambrian, and extends to modern times as t...Call for more details

\$47.00

ITEM: 1411

8.25 X 5.5" CRAB IS 5.5 X 3"

RESIN



Mesolimulus walchi, Horseshoe Crab, small

Coming from the famous 150 million year old Jurassic Solnhofen Lithographic Limestone deposits near Eichstatt, Germany, this is a fine replica example of the Horseshoe Crab Mesolimulus walchi. Xiphosura, the horseshoe crabs, are related to the extinct Eurypterids, and more distantly to spiders and scorpions. Their lineage traces back to the Cambrian, and extends to modern times as t...Call for more details

\$37.00

ITEM: 1652

5.75 X 4.12" CRAB IS 4.5 X 2."

RESIN



Mesosaurus braziliensis, framed

Beautiful plaque preserving a unique water-dwelling early reptile form. Known from only South America and Africa, this distribution of Mesosaurus supports the understanding that these great continents were once joined together; Mesosaurus could easily swim rivers from one continent to another but salty oceans would have thwarted the freshwater creature from crossing an existing ocean.

\$300.00

ITEM: 262

20.75 X 14 IN.

RESIN



Mesosaurus, Permian Freshwater Reptile

Beautiful plaque preserving a unique water-dwelling early reptile form. Known from only South America and Africa, this distribution of Mesosaurus supports the understanding that these great continents were once joined together; Mesosaurus could easily swim rivers from one continent to another but salty oceans would have thwarted the freshwater creature from crossing an existing ocean.

\$48.00

ITEM: 125

13" LONG

RESIN CAST



Messelornis cristata, Messel, Bird, Rail

In spite of the fact that most of the prehistoric Messel area was covered by lakes, typical waterfowl (like ducks) are seldom found. Only a single specimen of a bird which was clearly adapted to water life has been found to date. The most common bird found a Lake Messel is the lakeshore inhabitant Messelornis cristata or "Messel rail." The Messel Pit is a no longer used quarry near...Call for more details

\$145.00

ITEM: 3148

9 X 11-1/2 X 3/4

RESIN



Metacantina barrandea, trilobite

This large trilobite has great detail, especially the eyes. This specimen is from the Devonian of Morocco. Trilobites are very well-known, and possibly the second-most famous fossil group after the dinosaurs with some 15,000 known species. Trilobites are extinct arthropods that form the class Trilobita. They appeared at the start of the Cambrian period and flourished throughout the ...Call for more details

\$9.95

ITEM: 456

2.5 INCHES LONG

SOLID RESIN



Metacryphaeus limabambae, Trilobite

This is one of the neatest trilobites we've ever offered. It is in the form of a nodule that splits in half to reveal the part and counterpart of the trilobite. It is from the Devonian of Chuquisaca, Bolivia.

\$14.00

ITEM: 854

2.5X1.75 INCHES MATRIX SIZE

RESIN



Metalurus minor, cheetah-like cat skull, small

Small Cheetah-like cat skull with base 6.5 inches long. Scientific Name:

Metalurus minor Location: Gansu Province, China Age: Late Miocene, 5.5

MYA

\$265.00

ITEM: 1765

6.5 INCHES LONG

RESIN



Metasequoia, (dawn redwood) Fossil Pinecone in Acrylic Displ...

You are buying an authentic fossil Pinecone of Metasequoia the Dawn

Redwood, food of the dinosaurs from the Cretaceous Hell Creek Formation of about 66 million years ago. Your specimen may be slightly smaller or larger.

Your authentic fossil specimen comes in a 3.5 x 2.5-inch acrylic display case

with a detailed description of your specimen. Every fossil is one of a kind, unique. Your authentic fo...Call for more details

\$10.00

ITEM: 4040

.75-1 INCH

AUTHENTIC FOSSIL



METEORITE NECKLACE, IRON NICKEL, CAMPO del CIELO, SPACE ROCK

Campo del Cielo, Iron Nickel Meteorite Fragments Necklace Your necklace may vary from what is pictured in the photos. Fragments of Meteorite in a see through 3/4-inch pendant Comes on a 20-inch adjustable chain in a gift box.

The meteorite measures about 1/2 inches long. The weight is approximately 3 to 4 grams each....Call for more details

\$16.00

ITEM: 4028

SEE DESCRIPTION

AUTHENTIC METEORITE



METEORITE NECKLACE, IRON NICKEL, CAMPO del CIELO, SPACE ROCK

Campo del Cielo, Iron Nickel Meteorite Fragments Necklace Your necklace may vary from what is pictured in the photos. Fragments of Meteorite in a see through 3/4-inch pendant Comes on a 20-inch adjustable chain in a gift box.

The meteorite measures about 1/2 inches long. The weight is approximately 3 to 4 grams each....Call for more details

\$16.00

ITEM: 4029

SEE DESCRIPTION

AUTHENTIC METEORITE



METEORITE, CAMPO del CIELO, SPACE ROCK in Acrylic Display Ca...

This is a true example of the authentic 4.5-billion-year-old meteorite you are buying. Your specimen may be slightly smaller or larger. Your authentic specimen comes in a 3.5 x 2.5-inch acrylic display case with a detailed description of your specimen. Every fossil is one of a kind, unique. Your authentic fossil will be similar to the one shown in the photos. If you are not completely satisfied wi...Call for more details

\$9.00

ITEM: 4034

.5 TO .75 INCHES

AUTHENTIC METEORITE



Meteorite, Polished Space Rock in Acrylic Display Case

This is a true example of the authentic 4.5-billion-year-old meteorite you are buying. Your specimen may be slightly smaller or larger. Your authentic specimen comes in a 3.5 x 2.5-inch acrylic display case with a detailed description of your specimen. Every fossil is one of a kind, unique. Your authentic fossil will be similar to the one shown in the photos. If you are not completely satisfied wi...Call for more details

\$20.00

ITEM: 4033

.5 TO .75 INCHES

AUTHENTIC METEORITE



Metoposaurus diagnosticus krasiejowensis, Metoposaur Skull

Metoposaur Skull, Metoposaurus diagnosticus krasiejowensis Location: Poland Formation: Drawno Beds Age: Late Triassic 225 MYA

\$CALL

ITEM: 1875

15X11 INCHES

RESIN



Miasaura Dinosaur Bone Pathology, of a Broken & Healed Chevr...

A bone pathology refers to abnormalities in bone growth or healing from injury or disease. Such abnormalities (pathologies) are not limited to modern or living animals and are also found in the fossil record. Finding bone pathologies in the fossil record are rare. The replica specimen presented here shows how injury or disease affected the normal growth of the bone. It is fascinatin...Call for more details

\$180.00

ITEM: 3201

10 X 4 INCHES

RESIN



Miasaura Dinosaur Bone Pathology, of a Broken & Healed Hand ...

A bone pathology refers to abnormalities in bone growth or healing from injury or disease. Such abnormalities (pathologies) are not limited to modern or living animals and are also found in the fossil record. Finding bone pathologies in the fossil record are rare. The replica specimen presented here shows how injury or disease affected the normal growth of the bone. It is fascinatin...Call for more details

\$160.00

ITEM: 3202

11 X 4 INCHES

RESIN



Miasaura Dinosaur Bone Pathology, of a Cancerous Grownt on C...

A bone pathology refers to abnormalities in bone growth or healing from injury or disease. Such abnormalities (pathologies) are not limited to modern or living animals and are also found in the fossil record. Finding bone pathologies in the fossil record are rare. The replica specimen presented here shows how injury or disease affected the normal growth of the bone. It is fascinatin...Call for more details

\$45.00

ITEM: 3203

2 X 2 INCHES

RESIN



Miasaura Dinosaur Bone Pathology, of a Forked Nureal Arch

A bone pathology refers to abnormalities in bone growth or healing from injury or disease. Such abnormalities (pathologies) are not limited to modern or living animals and are also found in the fossil record. Finding bone pathologies in the fossil record are rare. The replica specimen presented here shows how injury or disease affected the normal growth of the bone. It is fascinatin...Call for more details

\$220.00

ITEM: 3200

12 X 7 INCHES

RESIN



Miasaura Dinosaur Bone Pathology, of a Tail Vertebra

A bone pathology refers to abnormalities in bone growth or healing from injury or disease. Such abnormalities (pathologies) are not limited to modern or living animals and are also found in the fossil record. Finding bone pathologies in the fossil record are rare. The replica specimen presented here shows how injury or disease affected the normal growth of the bone. Note the very ro...Call for more details

\$260.00

ITEM: 3199

5.5 X 4 INCHES

RESIN



Miasaura Dinosaur Bone Pathology, of the Humerus

A bone pathology refers to abnormalities in bone growth or healing from injury or disease. Such abnormalities (pathologies) are not limited to modern or living animals and are also found in the fossil record. Finding bone pathologies in the fossil record are rare. The replica specimen presented here shows how injury or disease affected the normal growth of the bone. It is fascinatin...Call for more details

\$230.00

ITEM: 3198

11 X 6 INCHES

RESIN



Microscope, stereo, bench & field

Engineered for simplicity of operation, the Parco PST Series stereo microscope provides a crisp three-dimensional erect image with a wide field of view. Simply change the magnification by turning the turret. Excellent resolution with high-quality optics for viewing specimens, rocks and leaves all at an affordable price. Suitable for grades 6 to 12. Limited lifetime warranty. Feature...Call for more details

\$250.00

ITEM: 1439

10.75 INCHES HIGH

METAL



Minotaurasaurus skull with neck plate (ankylosauris)

Minotaurasaurus is a genus of ankylosaurid dinosaur that lived during the Late Cretaceous. It was named in 2009 by Clifford A. Miles and Clark J. Miles and the type species is Minotaurasaurus ramachandrani. The generic name is explained by the describers as meaning "man-bull reptile"; the specific epithet honours Vilayanur S. Ramachandran who purchased the fossil for \$10,000 from the trader Hollis...Call for more details

\$980.00

ITEM: 1850

18.5 INCHES

RESIN



Mioplosus labracoides, Green River, fossil fish

Mioplosus labracoides is an extinct perch-like fish with a long strongly built body. It was similar in appearance to living perch. Mioplosus lived during the Eocene Epoch and is about 55 million years old. They can be found in the fine grained limestone layers of the world famous Green River Formation. These fine grained layers of limestone containing very well preserved fossils of fish, insects, ...Call for more details

\$199.00

ITEM: 260

10" FISH, 15X11" FRAME

RESIN



Mixopterus kiaeri, giant eurypterid

From about 417 to 354 million years ago this massive trilobite predator lived in the brackish waters of the ancient seas of what we now call Norway. To date we know there have been at least 10,000 species of trilobites identified but as we know none of them were predators. Many a trilobite species fell prey to this Giant. Mixopterus, was a strange somewhat scorpion-like animal. Ver...Call for more details

\$300.00

ITEM: 580

33 IN. LONG X 12 IN. WIDE
RESIN & FIBERGLAS CAST



Mixosaurus cornalianus, Ichthyosaurs

Mixosaurus is an extinct genus of ichthyosaur. Fossils of Mixosaurus have been found all over the world - China, Timor, Indonesia, Italy, Spitsbergen, Svalbard, Canada, Alaska, and Nevada. It was named in 1887 by George H. Baur. The name means "Mixed Lizard", and was chosen because it appears to have been a transitional form between the eel-shaped ichthyosaurs such as Cymbospondylus and the later ...Call for more details

\$499.00

ITEM: 1521

47" X 15-1/2" X 1"
RESIN



Monodon monoceros, 67.25 inch narwhal tusk CUT IN HALF

67.25 Inches Long 2 Inches Diameter At Base The narwhal, or narwhale (Monodon monoceros), is a medium-sized toothed whale and possesses a large "tusk" from a protruding canine tooth. It lives year-round in the Arctic waters around Greenland, Canada, and Russia. It is one of two living species of whale in the Monodontidae family, along with the beluga whale. The narwhal males ...Call for more details

\$199.00

ITEM: 3775

67.25 INCHES LONG CUT IN HALF
RESIN



Monodon monoceros, narwhal tusk

The narwhal, or narwhale (Monodon monoceros), is a medium-sized toothed whale and possesses a large "tusk" from a protruding canine tooth. It lives year-round in the Arctic waters around Greenland, Canada, and Russia. It is one of two living species of whale in the Monodontidae family, along with the beluga whale. The narwhal males are distinguished by a long, straight, helical tusk, which is an e...Call for more details

\$75.00

ITEM: 1893

35.5 INCHES LONG
RESIN

Mosasaur Jaw



Mosasaurus were a group of predatory marine reptiles that were very successful during the Late Cretaceous Period. The first mosasaur fossils were found in the 1770's in a mine in the Netherlands, more than 50 years before the first dinosaur bones were found. Mosasaurs were among the first fossils recognized and scientifically described. "Mosasaur" means "reptile of the Meuse," a river near the quar...Call for more details

\$75.00

ITEM: 1626

24.5 INCHES LONG

RESIN

Mosasaur Vertebral Column, authentic fossil



These authentic Mosasaurs bones are vertebra or back bones found in Morocco. They are still in the plaster jacket used to safely collect and preserve the fossilized bones. The top of the plaster jacket has been removed to reveal the bones just as they were found. This makes a very nice display or if you have the tools and skills you could prepare the bones out of the matrix and make your own displ...Call for more details

\$1,200.00

ITEM: 3264

49 X 10.75 X 8.25 INCHES

AUTHENTIC FOSSIL BONES



Murder in the Museum Game - Host Your Own Murder Mystery

This box contains all youâ€™ll ever need for a night of adventure, fun, and detective work! Itâ€™s the 1960â€™s, and thereâ€™s been a murder! Lilia Bradshaw has been found murdered in the museum of Prehistoric Hall. Family, friends and witnesses have to remain in the museum whilst the local police investigate! You must play your role in bringing the murderer to justice...Call for more details

\$14.95

ITEM: 4017

10 X 8.5 X 2 INCHES

BOARD GAME



Mylacriss, cockroach insect

Roaches arose in the Pennsylvanian period, about 280 million years ago, and have not changed much since. This replica is from a 260 million-year-old specimen.

\$12.00

ITEM: 1150

3 INCHES

RESIN



Mymoorapelta maysi, Ankylosaur skeleton

Mymoorapelta maysi, Ankylosaur Skeleton Late Jurassic, 145 MYA, Morrison Formation of Western Colorado Juvenile Skeleton: Measurements: 11.6 feet long and 2.7 feet high Specimen: Museum of Western Colorado Quarry: Mygatt-Moore Quarry Assembled Mount.

\$CALL

ITEM: 1750

11.6 FEET LONG 2.7 FEET HIGH
RESIN



Nanosaurus rex Hind Foot

This is a life-size of the hind foot of this small, 2-4 foot long, 1-1.5 foot tall at the hips, bipedal, plant eating dinosaur. It was found in the Morrison Formation of Utah. The cast is 6 inches long and 5 inches high. Specs: Nanosaurus rex "Dwarf Lizard" (NAN-uh-sawr-us). Jurassic (150 m.y.a.). Wyoming & Montana, USA.

\$14.00

ITEM: 205

6" LONG
RESIN CAST



Nanotyrannus lancensis Dinosaur Authentic Tooth

This is your opportunity to own an authentic Nanotyrannus dinosaur tooth. Imagine holding this tooth in your hand. Envision the power of the living dinosaur that once had this tooth. Feel the serrated edges that cut through flesh and bone. Imagine the bone crushing force of its bite. Hold this tooth in your hand and know the terror its prey must have felt some 65 million years ago. ...Call for more details

\$250.00

ITEM: 3418

1.14 INCHES
AUTHENTIC FOSSIL



Nanotyrannus lancensis Dinosaur Authentic Tooth

This is your opportunity to own an authentic Nanotyrannus dinosaur tooth. Imagine holding this tooth in your hand. Envision the power of the living dinosaur that once had this tooth. Feel the serrated edges that cut through flesh and bone. Imagine the bone crushing force of its bite. Hold this tooth in your hand and know the terror its prey must have felt some 65 million years ago. ...Call for more details

\$450.00

ITEM: 3414

1.36 INCHES
AUTHENTIC FOSSIL



Nanotyrannus lancensis Dinosaur Authentic Tooth

This is your opportunity to own an authentic Nanotyrannus dinosaur tooth. Imagine holding this tooth in your hand. Envision the power of the living dinosaur that once had this tooth. Feel the serrated edges that cut through flesh and bone. Imagine the bone crushing force of its bite. Hold this tooth in your hand and know the terror its prey must have felt some 65 million years ago. ...Call for more details

\$350.00

ITEM: 3417

1.99 INCHES

AUTHENTIC FOSSIL



Native Copper, Spectacular Cabinet Specimen

Native Copper, Spectacular Cabinet Specimen Michigan 2.44 Pounds 1007 Grams 5.5 inches long x 3.25 inches high x 2.75 inches wide Native copper is an uncombined form of copper that occurs as a natural mineral. Copper is one of the few metallic elements to occur in native form, although it most commonly occurs in oxidized states and mixed with other elem...Call for more details

\$200.00

ITEM: 4004

5.5X3.5X2.75 INCHES

NATIVE COPPER



Neanderthal Skeleton, Kebara Cave Burial

Kebara Cave is an Israeli limestone cave locality situated on the western escarpment of the Carmel Range, some 10km north-east of Caesarea. The cave was inhabited between 60,000 - 48,000 BP and is famous for its excavated finds of hominid remains, made under the direction of Professor Ofer Bar-Yosef. Dorothy Garrod and Francis Turville-Petre excavated in the cave in the early 1930s...Call for more details

\$529.00

ITEM: 853

31.8 X 25.5 INCHES

RESIN & FIBERGLASS



Neanderthal, early human skull 1/2 skull & 1/2 flesh reconst...

1/2 skull & 1/2 flesh reconstruction An extinct variety of human that lived throughout Europe and in parts of western Asia and northern Africa during the late Pleistocene Epoch, until about 30,000 years ago. Neanderthals had a stocky build and large skulls with thick eyebrow ridges and big teeth. They usually lived in caves, made flaked stone tools, and were the earliest humans know...Call for more details

\$199.00

ITEM: 749

LIFE SIZE 9 INCHES HIGH

HOLLOW RESIN



Nemiana simplex Precambrian Ediacaran Fossil Replica

Nemiana simplex Precambrian Ediacaran Fossil 620 million years old
Nemiana are extremely old enigmatic fossils of the Ediacaran fauna. Some believe they are jellyfish while others say sea anemone. This is a replica plate of Nemiana simplex that was found in Novodnestrovsky Quarry, Podolia, Ukraine. Nemiana is one of the simplest of all Vendia fossils, a...Call for more details

\$32.00

ITEM: 1654

6X5 INCHES

RESIN



Neoproscinetes penalvai, Santana Pycnodont Fish

Neoproscinetes penalvai is an uncommon fossil fish known only from a few specimens found in numerous museum collections in Europe, North America and Brazil. This is a magnificent replica specimen and displays the finest possible, rare life-like 3D state of breath-taking preservation. Dinosaurs ruled the earth and pterosaurs ruled the skies when this fish swam amidst the depths of a Cretaceous sea...Call for more details

\$315.00

ITEM: 2271

14 INCHES LONG

RESIN



Nimiana simplex, Ediacaran Fauna

Nemiana simplex, is referred to as a vendozoan from the Precambrian Eon, Ediacaran (=Vendian) period, Podolsk Series, Nemiana River, Kamenez-Podolskiy, Ukraine. Nemiana are extremely old enigmatic fossils of the Ediacaran fauna. Some believe they are jellyfish while others say sea anemone. This is a replica plate of Nemiana simplex that was found in Novodnestrovsky Quarry, Podolia, ...Call for more details

\$14.00

ITEM: 2202

SOLID RESIN



Nothosaurus, reptile skeleton

This replica is a complete skeleton of primitive synaptosaurian reptile group known as Nothosaurus. This specimen was found in Triassic of China.

Nothosaurus was a semi-oceanic animal, which probably had a lifestyle similar to that of today's seals. It was up to 4 meter's (13 ft), with long, webbed toes and possibly a fin on its tail. When swimming, Nothosaurus would use its tail, legs, and webbed...Call for more details

\$CALL

ITEM: 2200

84" SKELETON, 51X30X2" MATRIX
RESIN & FIBERGLAS



Nothosaurus, skeleton

This is a wonderfully detailed hand-painted, skeletal replica of a primitive Triassic nothosaur, a synaptosaurian aquatic reptile of uncertain ancestry. The white lines are representative of fractures healed with calcite in the original specimen.

\$107.00

ITEM: 1620

26.5X14 INCHES

RESIN



Nothronychus mckinleyi, skeleton

Nothronychus mckinleyi, Adult skeleton 14.4 feet long, finished mount as shown. Specimen: Utah Museum of Natural History. Formation: Tropic Shale; Location: Kane County, Utah, USA; Age: Late Cretaceous, 93 MYA

\$CALL

ITEM: 1804

14.4 FEET LONG

RESIN



Notopocorystes eichhorni, crab

This fossil crab is from the late Cretaceous, Bearpaw Shale, of northern Montana. During the late Cretaceous North America was split in two by an inland seaway that ran from the Arctic to the Gulf of Mexico. The seaway ran through central Montana, east of the ancestral Rocky Mountains, and was inhabited by a rich fauna of marine life such as this crab, Notopocorystes.

\$17.00

ITEM: 308

2 X 2 INCHES

RESIN



Opabinia regalis, from the Burgess Shale, replica

Very Rare Cast of this Burgess Shale Specimen. Cambrian Age, BC, Canada.

This creature with its five eyes is a strange looking one indeed. Wielding a long flexible proboscis tipped with grasping spines, its reconstructed image was greeted with laughter as a pretty good joke when first presented at a scientific meeting in 1972. The strange-looking reconstruction was soon confirmed, a...Call for more details

\$30.00

ITEM: 713

3X2 INCHES

RESIN



Ornatocephalus, Messel Lizard

Ornatocephalus was a terrestrial lizard with a prehensile tail. Because most lizards are terrestrial they are found less often than aquatic reptiles. Only twelve species of lizards from a few dozen specimens found at Messel have been described so far (making this a truly rare find). Among those identified so far are: iguanas, lacertids, skinks, glass lizards and monitors. The prehensile tail and o...Call for more details

\$150.00

ITEM: 3186

12-3/8" X 5-3/8" X 5/8"

HIGH DENSITY POLYURETHANE



Ornithomimid rear toe & digits

The Ornithomimids ("bird-mimic lizards") or ostrich dinosaurs are theropod dinosaurs which bore a superficial resemblance to modern ostriches. They were fast, omnivorous or herbivorous dinosaurs from the Cretaceous Period of Laurasia (now Asia, Europe and North America), as well as Africa and possibly Australia The group first appeared in the Early Cretaceous and persisted until the Late Cretaceou...Call for more details

\$24.00

ITEM: 3281

5.5X1" BONES, 7X3" MATRIX

RESIN



Ornithomimus, dinosaur foot

Ornithomimus was an ostrich-like dinosaur with a toothless, horny beak, a small head, large eyes, a relatively large brain, a long neck, long tail, long legs, and hollow bones. It was about 15-20 feet long (4.5-6 m) and 6-8 feet (1.8-2.4 m) tall. About half of its length was its neck and tail. It had short arms with three clawed fingers on each hand, and long legs with three clawed toes on each fo...Call for more details

\$127.00

ITEM: 763

22X6X3.5 INCHES

RESIN & FIBERGLAS



Ornithomimus, foot claw

Ornithomimus(pronounced or-NITH-oh-MIME-us) Ornithomimus (meaning "bird mimic") was an ostrich-like Ornithomimidae, a theropod with a toothless beak, long legs, and hollow bones. This meat-eating dinosaur was about 15-20 feet (4.5-6 m) long and lived during the late Cretaceous period, roughly 76-65 million years ago.

\$16.00

ITEM: 904

2.75 INCHES

RESIN



Ornithomimus, large hand claw

Ornithomimus(pronounced or-NITH-oh-MIME-us) Ornithomimus (meaning "bird mimic") was an ostrich-like Ornithomimidae, a theropod with a toothless beak, long legs, and hollow bones. This meat-eating dinosaur was about 15-20 feet (4.5-6 m) long and lived during the late Cretaceous period, roughly 76-65 million years ago.

\$19.00

ITEM: 903

3.5 INCHES

RESIN



Ornithopod Dinosaur Egg Nest With 13 Eggs

Real dinosaur eggs are becoming harder and harder to find at any price due to the governmental export crackdown of fossils from several countries. Our replica dinosaur eggs are cast from original specimens and have the look and feel of real eggs. Real eggs of this quality are hundreds of dollars for each egg in the nest. Scientists, you and I can enjoy and learn just as much from t...Call for more details

\$490.00

ITEM: 876

20X22 INCHES

RESIN



Ornithopod Egg Nest with 2 eggs

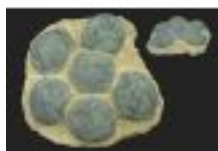
Ornithopod Egg Nest, 2 eggs, 10 x 5.5 inches. Location: China Age: Late Cretaceous, 83 MYA

\$150.00

ITEM: 1807

10 X 5.5 INCHES

RESIN



Ornithopod Egg Nest with 6 eggs

Ornithopod Egg Nest, 6 eggs, 15.5 x 15 inches. Location: China Age: Late Cretaceous, 83 MYA

\$300.00

ITEM: 1806

15.5 X 15 INCHES

RESIN



Orthacanthus/Xenacanthus Shark skeleton

Orthacanthus is an extinct genus of fresh-water shark from a family of prehistoric sharks known as Xenacanthus. Members of the genus had a long spine growing from the back of their skull and a very long dorsal fin, which ran all along its back giving it an eel-like appearance. About 260 million years ago, Orthacanthus was the terror of freshwater swamps and bayous in Europe and North...Call for more details

\$150.00

ITEM: 1466

30 X 10

RESIN



Othnielia rex Skeleton

Othnielia rex Skeleton Late Jurassic, 145 MYA, Morrison Formation of Moffat County, Colorado. Measurements: 5.5 feet long.

\$CALL

ITEM: 1820

5.5 FEET LONG

RESIN



Otodus Megalodon model

At somewhere around fifty feet long, Otodus megalodon was the largest shark that ever haunted the oceans. This quality model from Safari is 7 inches long and 4.25 inches wide. Megalodon lived from the Early Eocene to Pliocene (2 - 50 million years ago.)

\$12.00

ITEM: 2539

7 X 4.5 INCHES

RESIN



Otodus Megalodon Shark 46 Tooth Set

46 Megalodon Tooth Replica Set 24 Upper Teeth. The Largest tooth is 5 3/4 inches. The smallest tooth is 1 1/2 inches. 22 Lower Teeth. The Largest tooth is 5 inches. The smallest tooth is 2 1/4 inches. In total, Megalodon had 46 front row teeth, 24 in the upper jaw and 22 in the lower jaw. Most sharks have at least six rows of teeth, so a Megalodon had about...Call for more details

\$750.00

ITEM: 3011

5.75 TO 1.5 INCHES

SOLID RESIN



Otodus Megalodon Shark Jaws With Teeth

THE FINEST SHARK JAW RECONSTRUCTION This is the most accurate reconstruction of the jaws and teeth belonging to the monstrous shark, Otodus megalodon. Our reconstruction relies on a unique fossil discovery in Japan, published by Dr. Teruya Uyeno, 1989. The find consisted of upper and lower teeth belonging to a single individual specimen with the largest tooth reaching 6 inches in length. The disco...Call for more details

\$9,999.00

ITEM: 993

77" HIGH X 73" WIDE 184 TEETH
FIBERGLAS & RESIN



Otodus Megalodon Shark Tooth, 4.5 inch REPLICA

At somewhere around fifty feet long, Carcharodon megalodon was the largest shark that ever haunted the oceans. Now you can own your own authentic Megalodon tooth. Megalodon sharks lived during the Eocene to Pliocene age (2-50 million years.) The front and back of the tooth is shown in the photos. CLICK PHOTOS TO ENLARGE IMAGES

\$10.00

ITEM: 3502

4.5 INCHES LONG
REPLICA SHARK TOOTH FOSSIL



Otodus megalodon tooth

At somewhere around fifty feet long, Otodus megalodon was the largest shark that ever haunted the oceans. Now you can own a razor-sharp museum-replica tooth from this monster predator called Megalodon. This 4 3/4-inch replica is perfect right down to the serrations. Real MEG teeth of this size and quality could cost hundreds of dollars. Real fossil MEG teeth are gener...Call for more details

\$15.00

ITEM: 3161

4 3/4 INCHES
RESIN



Otodus obliquus authentic fossil shark tooth

This 2 plus inch long fossil shark tooth comes from the extinct fossil shark Otodus obliquus. Otodus was a form of Mackerel Shark that is thought to be an ancestor of the modern Great White Shark. This specimen is from the Cretaceous Period, 65-145 million years ago. The photos are examples of the quality and size of tooth you will get with this order. All teeth are at least 2-3 inc...Call for more details

\$6.00

ITEM: 2948

2 PLUS INCHES LONG
AUTHENTIC FOSSIL SHARK TOOTH



Oviraptor Dinosaur Egg Nest with 2 eggs

In 1923, Roy Chapman Andrews gave the name Oviraptor philoceratops (egg eater) to a dinosaur they found lying on top of a nest of what they thought were Protoceratops eggs. A similar egg was subsequently found containing an almost complete skeleton of an Oviraptor embryo. It is now believed that the Oviraptors were actually protecting and nurturing their own eggs rather than raiding the nest. This...Call for more details

\$60.00

ITEM: 538

8.75X6.5X4 INCHES HOLLOW BACK
RESIN



Oviraptor Egg Nest with 6 eggs

In 1923, Roy Chapman Andrews gave the name Oviraptor philoceratops (egg eater) to a dinosaur they found lying on top of a nest of what they thought were Protoceratops eggs. A similar egg was subsequently found containing an almost complete skeleton of an Oviraptor embryo. It is now believed that the Oviraptors were actually protecting and nurturing their own eggs rather than raiding the nest. This...Call for more details

\$150.00

ITEM: 2098

18" LONG X 8" WIDE
RESIN



Oviraptor philoceratops 12 Egg Nest

Oviraptor philoceratops is the dinosaur which is believed to have laid these eggs. Oviraptor philoceratops lived during the Late Cretaceous (88-70 million years ago). They were first found by paleontologist Roy Chapman Andrews, in the Gobi Desert, in Mongolia, in 1924, and described by Henry Osborn. Originally Oviraptor eggs were thought to be those of a Protoceratops, which was one of the more ab...Call for more details

\$497.00

ITEM: 2238

18" X 15-1/2" X 4-1/2"
POLYRESIN



Oviraptor philoceratops, skull and hand

Oviraptor Skull with Hand Scientific Name: Oviraptor philoceratops Location: Mongolia Formation: Djadochta Age: Late Cretaceous, 83 MYA Specimen: 10 inches.

\$315.00

ITEM: 1840

10 INCHES
RESIN



Oviraptor, dinosaur egg

In 1923, Roy Chapman Andrews gave the name Oviraptor philoceratops (egg eater) to a dinosaur they found lying on top of a nest of what they thought were Protoceratops eggs. A similar egg was subsequently found containing an almost complete skeleton of an Oviraptor embryo. It is now believed that the Oviraptors were actually protecting and nurturing their own eggs rather than raiding the nest. This...Call for more details

\$23.00

ITEM: 68

6.25" LONG X 2.24" WIDE

SOLID RESIN



Ozarkcollenia, Ediacaran Fauna

Ozarkcollenia sp. is an algal mat impression, (a mold) the top of a stromatolite dome preserved in the Precambrian, Ketcherside volcanic tuff, Culbertson Mt., Iron Co., Missouri The Vendian marks the first appearance of a group of large fossils collectively known as the "Vendian biota" or "Ediacara fauna." The question of what these fossils are is still not settled to everyone's sat...Call for more details

\$14.00

ITEM: 2203

SOLID RESIN



Pachycephalosaurus Model

Pachycephalosaurus 1/35 Scale Polyresin Model. Pachycephalosaurus was a dome-headed dinosaur. Its huge head housed an incredibly thick skull, a tiny brain, and large eyes. Its rounded skull was up to 10 inches thick. Pachycephalosaurus grew to be about 15 feet long and may have weighed roughly 950 pounds. Pachycephalosaurus probably had a good sense of smell. It had ...Call for more details

\$69.00

ITEM: 626

8.9 IN. LONG X 3.1 IN. HIGH

POLYRESIN MODEL



Pachycephalosaurus, 21.5 inch skull

Pachycephalosaurus was a dome-headed dinosaur. Its huge head housed an incredibly thick skull, a tiny brain, and large eyes. Its rounded skull was up to 10 inches thick. Pachycephalosaurus grew to be about 15 feet long and may have weighed roughly 950 pounds. Pachycephalosaurus probably had a good sense of smell. It had bumpy knobs on its snout and along the rear of its skull. This...Call for more details

\$995.00

ITEM: 1594

21.5" L X 11.5" H X 12" W

RESIN



Pachycephalosaurus, Dinosaur Poster

Digitally Created Poster on 100 pound coated paper 18x24 inches.

Pachycephalosaurus was a dome-headed dinosaur. Its huge head housed an incredibly thick skull, a tiny brain, and large eyes. Its rounded skull was up to 10 inches thick. Pachycephalosaurus grew to be about 15 feet long and may have weighed roughly 950 pounds. Pachycephalosaurus probably had a good sens...Call for more details

\$15.00

ITEM: 815

18X24 INCHES

100 POUND COATED PAPER



Pachycephalosaurus, skull dome

Pachycephalosaurus, meaning "thick-headed lizard," is a genus of pachycephalosaurid dinosaurs. The type species, *P. wyomingensis*, is the only known species. It lived during the Late Cretaceous Period (Maastrichtian stage) of what is now North America. Remains have been excavated in Montana, South Dakota, and Wyoming. It was an herbivorous creature which is primarily known from a single skull and a...Call for more details

\$185.00

ITEM: 3134

12 X 8 X 5.5 INCHES

RESIN



Pachypleurosaurus edwardsi, nothosaurus skeleton

This replica is a complete skeleton of an example of a primitive synaptosaurian reptile group known as nothosaurus. This specimen was found in Triassic of Switzerland. Pachypleurosaurus (meaning 'thick rib lizard') is a genus of pachypleurosaurian that lived during the Triassic Period. It was a basal sauropterygian, and had a long neck. The type species is *P. edwardsi*.

\$37.00

ITEM: 1621

11.75X6.25 INCHES

RESIN



Pakinsonia sp., ammonite

A very large Jurassic ammonite.

\$252.00

ITEM: 257

14 X 13.5 X 3.5 IN.

RESIN



Palaeobatrachis, Messel Frog

Considering that the Messel location was a series of lakes, it is remarkable that very few amphibians have been found there. Reptiles are much more common and are more typically found during excavations. Palaeobatrachidae, a Messel frog, represents one of five species of amphibians which are found at the Messel site. The Messel Pit is a no longer used quarry near the village of Mess...Call for more details

\$99.00

ITEM: 3147

5-5/8" X 5" X 5/8"

RESIN



Palaeopython, fossil snake, 15 inch

The Messel Pit is a no longer used quarry near the village of Messel which is located about 35 km south east of Frankfurt, Germany. The quarry was used to mine bituminous shale. On December 9, 1995, the Messel Pit was declared a World Heritage site by UNESCO. The Messel Pit has been known for its fossils since about 1900, but was not seriously excavated for scientific study until the 1970's. The M...Call for more details

\$199.00

ITEM: 1366

6" X 7-1/2" X 1" (15" LONG)

POLY-RESIN



Paleoboa, Messel fossil snake, 31 Inch

The Messel Pit is a no longer used quarry near the village of Messel which is located about 35 km south east of Frankfurt, Germany. The quarry was used to mine bituminous shale. On December 9, 1995, the Messel Pit was declared a World Heritage site by UNESCO. The Messel Pit has been known for its fossils since about 1900, but was not seriously excavated for scientific study until the 1970's. The M...Call for more details

\$62.00

ITEM: 429

10 X 9.5 INCHES 31 INCH SNAKE
HYDROSTONE



Paleoboa, Messel fossil snake, 60 inches

The Messel Pit is a no longer used quarry near the village of Messel which is located about 35 km south east of Frankfurt, Germany. The quarry was used to mine bituminous shale. On December 9, 1995, the Messel Pit was declared a World Heritage site by UNESCO. The Messel Pit has been known for its fossils since about 1900, but was not seriously excavated for scientific study until the 1970's. The M...Call for more details

\$112.00

ITEM: 539

14.5 X 10.75" 60 INCH SNAKE
HYDROSTONE



Paleochiropteryx spiegeli, Messel bat, large

The Messel Pit located near Darmstadt, Germany is one of the richest sites for understanding the living environment of the Eocene at about 49 million years ago. Fossils from this site provide unique information about the early evolution of mammals. It includes exceptionally well preserved fossils ranging from fully articulated skeletons with stomach contents to this remarkably preserved bat includ...Call for more details

\$24.00

ITEM: 834

5.5 X 5.5 INCHES

RESIN



Paleochiropteryx tupainodon, Messel bat, medium

The Messel Pit located near Darmstadt, Germany is one of the richest sites for understanding the living environment of the Eocene at about 49 million years ago. Fossils from this site provide unique information about the early evolution of mammals. It includes exceptionally well preserved fossils ranging from fully articulated skeletons with stomach contents to this remarkably preserved bat includ...Call for more details

\$24.00

ITEM: 835

4.25 X 3.75 INCHES

RESIN



Paleochiropteryx tupainodon, Messel bat, small

The Messel Pit located near Darmstadt, Germany is one of the richest sites for understanding the living environment of the Eocene at about 49 million years ago. Fossils from this site provide unique information about the early evolution of mammals. It includes exceptionally well preserved fossils ranging from fully articulated skeletons with stomach contents to this remarkably preserved bat includ...Call for more details

\$24.00

ITEM: 836

3.5 X 2.5 INCHES

RESIN



Paleontologist Magnifier Loupe 10X by 21mm

This 10x magnifier is a must for every paleontologist and fossil collector. It's like having a microscope in your pocket. Magnification: 10X Lens Diameter: 21mm Dimensions: Closed Length: 1.4" Opened Length: 2.36" Thickness: 0.69" Material: Metal Body Shape: Round Swing-Away Chrome Metal ...Call for more details

\$9.00

ITEM: 218

1 INCH IN DIAMETER

METAL AND GLASS



Paleopython, Messel Pit Snake, 35 Inch

The Messel Pit is a no longer used quarry near the village of Messel which is located about 35 km south east of Frankfurt, Germany. The quarry was used to mine bituminous shale. On December 9, 1995, the Messel Pit was declared a World Heritage site by UNESCO. The Messel Pit has been known for its fossils since about 1900, but was not seriously excavated for scientific study until the 1970's. The M...Call for more details

\$52.00

ITEM: 1380

12.5 X 7.5 35 INCH SNAKE
RESIN



Panocthus tuberculatus, Glyptodont skull

Glyptodont Skull Scientific name: Panocthus tuberculatus Location: Argentina Formation: Rio Lujan Age: Pleistocene, 0.5 MYA

\$CALL

ITEM: 1803

10 INCHES
RESIN



Panthera atrox Pleistocene American Lion Skull with stand

Panthera atrox was the largest lion to have ever existed, this individual weighing an estimated 900 pounds. Found only in the western hemisphere, this 14,000 years ago. This specimen came from the La Brea Tar Pits. The American lion was about one third larger than its African relative. They were taller, with longer legs proportionally and a slightly broader muzzle than the African lion. It is like...Call for more details

\$650.00

ITEM: 3982

17 3/4" L X 11 1/2" W X 8 1/4" H
RESIN



Pantolestes, an insectivore-like mammal

This is an undescribed species of insectivore-like mammal from the Green River Formation of Wyoming.

\$202.00

ITEM: 1146

RESIN



Paramylodon giant sloth right humerus

Paramylodon is an extinct genus of ground sloth of the family Mylodontidae endemic to North America during the Pliocene through Pleistocene epochs, living from around 4.9 million years ago to 11,000 years ago. These animals weighed up to 2400 pounds and were 10 feet long. Paramylodon is known from North America deposits as far south as Guatemala as well as Mexico and the United States. Call for more details

\$200.00

ITEM: 1107

20 INCHES

RESIN & FIBERGLASS



Parasaurolophus Model

Parasaurolophus 1/35 Scale Polyresin Model.

\$69.00

ITEM: 639

9.4 IN. LONG X 5.7 IN. HIGH

POLYRESIN MODEL



Parasaurolophus walkeri, left lower jaw (juvenile) hadrosaur

Parasaurolophus was a long-crested, duck-billed (hadrosaur) dinosaur. Its extremely long, backwards-leaning, hollow, bony crest was as big as the rest of its skull and may have been used to produce a low-frequency, foghorn-like sound, enhance its sense of smell, and/or used in courtship displays. The Parasaurolophus' nostrils (at the end of its snout) went up through the crest and back down into the throat. Call for more details

\$122.00

ITEM: 282

17" LONG X 6" HIGH

RESIN



Paroedectes feisti, Miacidae mammal from Messel

Paroedectes feisti was a primitive Carnivore known from the 49 million year old Messel deposits of Germany. Paroedectes belongs to an extinct family of mammals known as Miacidae. Miacids are among the earliest known Carnivores and probably represent a transitional group. Mammals from the Order Carnivora are known for their sharpened cheek teeth, known as carnassials, which serve for shearing meat. Call for more details

\$399.00

ITEM: 1175

10X24.75X1.35 INCHES

POLYRESIN



Pentacrinus subangularis, crinoids

Crinoids are assigned to the phylum Echinodermata, a group of radially symmetrical marine animals, such as the starfish, sea urchins, and brittle stars. Crinoids are commonly referred to as "sea lilies". These flower-like marine invertebrate animals are beautifully colored and live as solitary individuals. This species is characterized by a globular body enclosed by a small calyx, f...Call for more details

\$152.00

ITEM: 1287

25X21X2 INCHES

RESIN/FIBERGLAS



Pentacrinus subangularis, giant crinoid

Crinoids are assigned to the phylum Echinodermata, a group of radially symmetrical marine animals, such as the starfish, sea urchins, and brittle stars. Crinoids are commonly referred to as "sea lilies". These flower-like marine invertebrate animals are beautifully colored and live as solitary individuals. This species is characterized by a globular body enclosed by a small calyx, f...Call for more details

\$327.00

ITEM: 581

3FT. L (PLATE IS 40 X 19 IN.)

RESIN CAST



Perchoerus, peccary skull

Perchoerus is one of the rarest of the mammal fossils found in the White River Badlands and is much rarer than the cats and nimravid from the same area. They bear a strong resemblance to pigs, but pigs are from a separate family (the Suidae). They are the result of convergent evolution to pigs. During the convergent evolution, they occupied similar ecological niches and both were omnivorous roote...Call for more details

\$525.00

ITEM: 3188

9" X 6" X 4"

HIGH DENSITY POLYURETHANE



Petrified Fossil Tree Log

This giant Petrified Fossil Tree Log is approximately 7 feet long, 10-13 feet around, and weighs around 3,000 pounds. It was found in the Hays Springs, Nebraska area. It is all natural with no added polish or enhancements. You can count the tree rings and there is fossil evidence of insect damage when it was still wood. It is opalized on one side corner. Overall it is a beautiful tan, black and wh...Call for more details

\$60,000.00

ITEM: 821

7 FEET LONG, 10-13 FEET AROUND
AUTHENTIC FOSSIL



Petrified Wood, Madagascar, Triassic In Acrylic Display Case

You are buying 1 authentic piece of Petrified Wood (polished) from Madagascar, Triassic Age about 252-201 million years old. Your sample will be similar in size and condition to the one pictured here. It may be slightly smaller or larger. Your authentic fossil specimen comes in a 3.5 x 2.5-inch acrylic display case with a detailed description of your specimen. Every fossil is one of a kind, unique...Call for more details

\$10.00

ITEM: 4039

2-3 INCHES

AUTHENTIC FOSSIL



Phacops africanas, trilobite

Scientific Name: Phacops africanas Location: Morocco Formation: Hamar Laghdad Age: Devonian, 350 MYA

\$58.00

ITEM: 1870

5.5 INCHES

RESIN



Phacops rana africana, trilobite

This large trilobite has great detail, especially the eyes. This specimen is from the Devonian of Morocco. Trilobites are very well-known, and possibly the second-most famous fossil group after the dinosaurs with some 15,000 known species. Trilobites are extinct arthropods that form the class Trilobita. They appeared at the start of the Cambrian period and flourished throughout the ...Call for more details

\$17.00

ITEM: 210

6" ON A 7.5" X 6" MATRIX

SOLID RESIN



Phacops rana africana, trilobite

This large enrolled trilobite has great detail, especially the eyes. This specimen is from the Devonian of Morocco. Trilobites are very well-known, and possibly the second-most famous fossil group after the dinosaurs with some 15,000 known species. Trilobites are extinct arthropods that form the class Trilobita. They appeared at the start of the Cambrian period and f...Call for more details

\$17.00

ITEM: 209

6" ENROLLED, 5.5"X3.25" MATRIX

SOLID RESIN

**Phacops rana milleri, enrolled trilobite**

Trilobites are very well-known, and possibly the second-most famous fossil group after the dinosaurs with some 15,000 known species. Trilobites are extinct arthropods that form the class Trilobita. They appeared at the start of the Cambrian period and flourished throughout the lower Paleozoic era before beginning a drawn-out decline to extinction when the last of the trilobites disappeared in the ...Call for more details

\$3.00

ITEM: 206

1.75 X 1.5 OMVJRD
RESIN**Phacops rana milleri, trilobite**

Trilobites are very well-known, and possibly the second-most famous fossil group after the dinosaurs with some 15,000 known species. Trilobites are extinct arthropods that form the class Trilobita. They appeared at the start of the Cambrian period and flourished throughout the lower Paleozoic era before beginning a drawn-out decline to extinction when the last of the trilobites disappeared in the ...Call for more details

\$4.00

ITEM: 207

1 INCH
RESIN**Phacops rana, Trilobite Mass Mortality Plate**

This is one of the finest replica trilobite plates we've ever seen. There are over 20 1-3 inch very detailed Phacops. This specimen is from the Devonian of Sylvania, Ohio. Trilobites are very well-known, and possibly the second-most famous fossil group after the dinosaurs with some 15,000 known species. Trilobites are extinct arthropods that form the class Trilobita. They appeared a...Call for more details

\$102.00

ITEM: 421

14X10 INCHES
RESIN**Phacops, trilobite**

Phacops is one of the most common genera of trilobites. This one is from the Devonian of the Alnif region of Morocco.

\$8.00

ITEM: 856

2.75X2.25 INCHES MATRIX SIZE
RESIN



Phacops, trilobite pendant, necklace

This is a nice replica Phacops that may be worn as a necklace or pendant. It is about 1 1/4 inches long.

\$4.00

ITEM: 1318

1.25"

RESIN



Phareodus testis, Green River Fish

Spectacular Replica Fossil Fish Phareodus belongs to the osteoglossids, which are represented today by the Arawana. Arawana are found in tropical and semitropical fresh waters of South America, central Africa, Southeast Asia, and northern Australia. Phareodus means: phare-to-hve, odus-tooth. Phareodus lived during the Eocene Epoch and is about 55 million years old. They can be found...Call for more details

\$201.00

ITEM: 1178

15X12.5X INCHES

POLY-RESIN



Phareodus testis, Green River Fish

Spectacular Replica Fossil Fish Phareodus belongs to the osteoglossids, which are represented today by the Arawana. Arawana are found in tropical and semitropical fresh waters of South America, central Africa, Southeast Asia, and northern Australia. Phareodus means: phare-to-hve, odus-tooth. Phareodus lived during the Eocene Epoch and is about 55 million years old. They can be found ...Call for more details

\$72.00

ITEM: 144

17 X 11 INCHES

RESIN



Pharyngolepis oblongus, primitive jawless fish

Pharyngolepis is an extinct genus of primitive jawless fish that lived in the Silurian period of what is now Norway. Pharyngolepis had well-developed anal and caudal fins, but no paired or dorsal fins that would have helped stabilise it in the water, and so was probably a poor swimmer, remaining close to the sea bottom. The pectoral fins were instead replaced by bony spines, possibly...Call for more details

\$30.00

ITEM: 3243

7.5 X 2.75 INCHES

RESIN



Phorusrhacos inflatus, giant terror bird skull replica

Phorusrhacos (pronounced "FOR-rus-RAH-kos") stood around 2.5 meters (8 ft) tall and weighed approximately 130 kilograms (280 lbs). It was nicknamed the "Terror Bird" for obvious reasons: it was one of the largest carnivorous birds to have ever existed, along with Titanis, Kelenken and Brontornis. Its rudimentary wings formed arm-like structures with claws shaped like a meat hook for tackling prey,...Call for more details

\$212.00

ITEM: 1710

14" LONG 6" HIGH 4" WIDE
RESIN



Pikaia gracilens, 2 specimens from the Burgess Shale, replic...

A primitive chordate from the Burgess Shale More than 1/2 billion years old, the fossils of the Burgess Shale fauna preserve for us an intriguing glimpse of early animal life on Earth. These fossils are named after a Cambrian rock formation (the Burgess Shale) that is located in the western Canadian Rockies. They were first discovered there in 1909 by Charles D. Walcott, then Secret...Call for more details

\$30.00

ITEM: 714

2.5X2 INCHES
RESIN



Pikaia gracilens, specimens from the Burgess Shale, replica

A primitive chordate from the Burgess Shale More than 1/2 billion years old, the fossils of the Burgess Shale fauna preserve for us an intriguing glimpse of early animal life on Earth. These fossils are named after a Cambrian rock formation (the Burgess Shale) that is located in the western Canadian Rockies. They were first discovered there in 1909 by Charles D. Walcott, then Secret...Call for more details

\$30.00

ITEM: 715

1.75 ON 2.25 X 1.5 MATRIX
RESIN



Pinacosaurus Skull, adult in matrix

Scientific Name: Pinacosaurus grangeri Location: Mongolia Formation: Djadochta Age: Late Cretaceous, 83 MYA 11.5 inches long 10 inches wide 6 inches high with jaws

\$475.00

ITEM: 1842

SEE DESCRIPTION FOR SIZE
RESIN



Pinacosaurus Skull, juvenile in matrix

Scientific Name: Pinacosaurus grangeri Location: Mongolia Formation: Djadochta Age: Late Cretaceous, 83 MYA 6 inches long 6.5 inches wide 4.5 inches high with jaws Pinacosaurus (meaning "Plank lizard") is a genus of ankylosaurid dinosaur that lived in Asia during the Late Cretaceous (Santonian-Campanian, rough...Call for more details

\$275.00

ITEM: 1843

SEE DESCRIPTION FOR SIZE
RESIN



Pink Watermelon Tourmaline Giant 300 Pound

Pink, Watermelon Tourmaline Tourmaline is a crystalline boron silicate mineral compounded with elements such as aluminum, iron, magnesium, sodium, lithium, or potassium. Tourmaline is classified as a semi-precious stone and the gemstone comes in a wide variety of colors. Colors: Green, Black, Pink, Blue, Yellow, Red, Purple, White, Orange, Brown, Grey L...Call for more details

\$900.00

ITEM: 3727

23 X 22 X 14 INCHES
AUTHENTIC MINERAL SPECIMEN



Placenticerus meeki, ammonite

Placenticerus meeki is an extinct Ammonite distinguished by its smooth convex, broad, nearly unornamented sides and smooth venter (its outside edge). Placenticerus meeki ranged in size up to 80 centimeters in diameter (about 32 inches) as opposed to Placenticerus intercalare which reaches up to 25 centimeters in diameter (about 10 inches). All Placenticerus species have a moderately involute umbil...Call for more details

\$670.00

ITEM: 1193

21X17X4.65 INCHES
POLYRESIN



Plagioctenium (Chlamys) boulogniensis, clam, scallop, pecten

This specimen of, Plagioctenium (Chlamys) boulogniensis, was obtained from Lacoste, France. It is a beautiful example of a large extinct Mollusk a type of bivalve, clam, scallop or pecten. It is of probable Jurassic Age. Hundreds of fossil and living species are found all over the world.

\$350.00

ITEM: 3009

17-1/2" X 12" X 4-5/8"
POLYRESIN



Plant Fossils of West Virginia, 180 page book

Plant Fossils of West Virginia by William H. Gillespie John A. Clendening Hermann W. Pfefferkorn Educational Series ED-3A West Virginia Geological Survey 180 pages, 6 x 8.5 softcover, 64 plates with hundreds of photos & 20 figures This is without a doubt one of the best fossil plant books available. It covers in detail the hi...Call for more details

\$12.00

ITEM: 178

8.5X6", 180 PAGES

SOFT BOUND



Platecarpus ictericus, mosasaur skull, marine reptile

Mosasaurus were a group of predatory marine reptiles that were very successful during the Late Cretaceous Period. The first mosasaur fossils were found in the 1770's in a mine in the Netherlands, more than 50 years before the first dinosaur bones were found. Mosasaurs were among the first fossils recognized and scientifically described. "Mosasaur" means "reptile of the Meuse," a river near the quar...Call for more details

\$399.00

ITEM: 2412

32X17 INCHES

RESIN



Platybelodon danovi, tooth

Platybelodon ("flat-spear tusk") was a genus of large herbivorous mammal related to the elephant (order Proboscidea). It lived during the Miocene Epoch, about 15-4 million years ago, and ranged over Africa, Europe, Asia and North America. Although it thrived during its time, it did not survive past the Miocene Platybelodon was very similar to Amebelodon, another, closely related gomphothere genus....Call for more details

\$30.00

ITEM: 1631

4.5 X 2.25 X 2.5 INCHES

RESIN



Platybelodon grangeri, skull

This Platybelodon Skull with steel base is 53 inches long, 16 inches wide and 24 inches high on the stand. The skull and jaws have all 12 molars. The largest single molar is 7.5 inches long and 2.5 inches wide. The upper tusks are 11 inches long. The lower tusks are 7.5 inches long and 11 inches wide. Scientific Name: Platybelodon grangeri Location: Gansu Province, China Age: Late Miocene, ...Call for more details

\$CALL

ITEM: 1783

53 L X 16 W X 24 H INCHES

RESIN



Platycarpus ictericus, mosasaur skull

Mosasaur were a group of predatory marine reptiles that were very successful during the Late Cretaceous Period. The first mosasaur fossils were found in the 1770's in a mine in the Netherlands, more than 50 years before the first dinosaur bones were found. Mosasaurs were among the first fossils recognized and scientifically described. "Mosasaur" means "reptile of the Meuse," a river near the quar...Call for more details

\$477.00

ITEM: 264

26 X 14.5 IN.

RESIN



Platycarpus ictericus, mosasaur skull

Mosasaur were a group of predatory marine reptiles that were very successful during the Late Cretaceous Period. The first mosasaur fossils were found in the 1770's in a mine in the Netherlands, more than 50 years before the first dinosaur bones were found. Mosasaurs were among the first fossils recognized and scientifically described. "Mosasaur" means "reptile of the Meuse," a river near the quar...Call for more details

\$440.00

ITEM: 263

25.5X13.25" FRAME, 18.7: SKUL

POLYFOAM RESIN



Platygonus vetus, skull (Peccary)

The Pleistocene peccary *Platygonus vetus* from Poorfarm Cave, Pocahontas County, WV. Ray Garton, Curator, WV Geological Survey, Morgantown, WV
Fredrick Grady, Arlington, VA Marshall G Homes, Snow Shoe, WV
ABSTRACT as published in West Virginia Academy of Science Proceedings
A virtually complete, articulated s...Call for more details

\$300.00

ITEM: 1208

16 X 8.5 X 5.5 INCHES

RESIN, SOLID



Platyrhinops (Amphibamus) lyelli, early amphibian skeleton

Amphibians, familiar to most people as frogs, toads, and salamanders, first appeared at the end of the Devonian Period. A notable Pennsylvanian locality is known as Linton, in Jefferson County, Ohio. Waste rock from a coal mine active in the 1800s, represents sediment deposited in a coal-swamp lake, perhaps an oxbow lake, that teemed with fishes, including paleoniscoids, lungfishes, and freshwater...Call for more details

\$25.00

ITEM: 90

4.5 X 2.25 INCHES

RESIN



Platysuchus petroleoum, Eocene crocodile skeleton in matrix

Platysuchus petroleoum, is an extinct crocodliform from Maoming, Guangdong Province, China, Eocene age.

\$395.00

ITEM: 1343

33X22 INCHES

RESIN & FIBERGLAS



Pleistocene Alligator Jaw Alligator, mississippiensis, in A...

This is a true example of an authentic Pleistocene Age Alligator Jaw section, Alligator mississippiensis. Your specimen may be slightly smaller or larger.

Your authentic specimen comes in a 3.5 x 2.5-inch acrylic display case with a detailed description of your specimen. Every fossil is one of a kind, unique.

Your authentic fossil will be similar to the one shown in the photos. If you are not comp...Call for more details

\$10.00

ITEM: 4043

1.5 TO 3 INCHES

AUTHENTIC FO



Pleistocene Alligator Osteoderm, Alligator mississippiensis,...

This is a true example of an authentic Pleistocene Age Alligator Osteoderm Alligator mississippiensis. Your specimen may be slightly smaller or larger.

Your authentic specimen comes in a 3.5 x 2.5-inch acrylic display case with a detailed description of your specimen. Every fossil is one of a kind, unique.

Your authentic fossil will be similar to the one shown in the photos. If you are not complet...Call for more details

\$10.00

ITEM: 4054

1.5 TO 3 INCHES

AUTHENTIC FO



Plesiosaurus dolichodeirus

Plesiosaur Full Skeleton On Slab from the Jurassic of Glastonbury, England.

Plesiosaurs (meaning "near lizard") were flippered marine reptiles from the Mesozoic Era - they were not dinosaurs. Plesiosaurs are divided into two groups: the Plesiosauroids with long, snake-like necks, tiny heads, and wide bodies, and the Pliosauroids, which had large heads with very strong jaws and short...Call for more details

\$CALL

ITEM: 514

72X30 INCHES

RESIN/FIBERGLASS



Plesiosaurus macrocephalus, juvenile Found by Mary Anning

This juvenile Plesiosaur is from the Jurassic of Lyme-Regis, England. It was found by Mary Anning. Plesiosaurs (meaning "near lizard") were flippered marine reptiles from the Mesozoic Era - they were not dinosaurs. Plesiosaurs are divided into two groups: the Plesiosauroids with long, snake-like necks, tiny heads, and wide bodies, and the Pliosauroids, which had large heads with ver...Call for more details

\$299.00

ITEM: 430

34 X 28 INCHES

RESIN



Plesiosaurus, tooth, marine reptile

Plesiosaurs (meaning "near lizard") were flippered marine reptiles from the Mesozoic Era - they were not dinosaurs. Plesiosaurs are divided into two groups: the Plesiosauroids with long, snake-like necks, tiny heads, and wide bodies, and the Pliosauroids, which had large heads with very strong jaws and short necks. The first plesiosaur skeletons were found in England by Mary Anning, in the early 1...Call for more details

\$12.00

ITEM: 3574

2 INCHES

RESIN



Pliosaur tooth, giant marine reptile

PLIOSAURUS(pronounced PLY-oh-SAWR-us) Pliosaurus (meaning "greater lizard") was a huge, short-necked plesiosaur that lived during the middle to late Jurassic period. This carnivore was a flippered marine reptile (a pliosaur and a plesiosaur, but not a dinosaur) with many sharp teeth in large, powerful jaws resembling those of a crocodile; the teeth were three-sided in cross-section....Call for more details

\$27.00

ITEM: 744

11 INCHES AROUND THE CURVE

SOLID RESIN



Pliosaurus brachydeirus, Pliosaur Paddle/Flipper

A Giant Pliosaurus Paddle or Flipper from the Jurassic of England

\$CALL

ITEM: 512

6 FEET BY 22 INCHES

RESIN/FIBERGLASS



Polished Muonionalusta Meteorite in Gem Jar Showing Widmanstatten...

Polished Muonionalusta Meteorite in Gem Jar Showing Widmanstatten Pattern [CLICK IMAGE TO SEE ENLARGEMENT PHOTO](#) This 45 mm gem jar contains a polished fragment of meteorite from the Muonionalusta meteorite. This Iron-nickel meteorite shows excellent "widmanstatten" pattern only formed in outer space by extremely slow cooling. This specimen was found in 1906 in tundra...Call for more details

\$20.00
ITEM: 3512

45 MM GEM JAR
AUTHENTIC METEORITE



Polished Muonionalusta Meteorite in Gem Jar Showing Widmanstatten...

Polished Muonionalusta Meteorite in Gem Jar Showing Widmanstatten Pattern [CLICK IMAGE TO SEE ENLARGEMENT PHOTO](#) This 45 mm gem jar contains a polished fragment of meteorite from the Muonionalusta meteorite. This Iron-nickel meteorite shows excellent "widmanstatten" pattern only formed in outer space by extremely slow cooling. This specimen was found in 1906 in tundra...Call for more details

\$20.00
ITEM: 3513

45 MM GEM JAR
AUTHENTIC METEORITE



Polished Muonionalusta Meteorite in Gem Jar Showing Widmanstatten...

Polished Muonionalusta Meteorite in Gem Jar Showing Widmanstatten Pattern [CLICK IMAGE TO SEE ENLARGEMENT PHOTO](#) This 45 mm gem jar contains a polished fragment of meteorite from the Muonionalusta meteorite. This Iron-nickel meteorite shows excellent "widmanstatten" pattern only formed in outer space by extremely slow cooling. This specimen was found in 1906 in tundra...Call for more details

\$20.00
ITEM: 3514

45 MM GEM JAR
AUTHENTIC METEORITE



Poop for Christmas, 1 Piece of Dinosaur Coprolite

CHRISTMAS POOP You Get 1 Large Piece of Fossilized Dinosaur Poop About 1 Inch In Size Why give a lump of coal to that naughty person on your Christmas list? For ultimate fun give them some fossilized dinosaur poop. Yes it's the real deal all the way from the Jurassic of Utah. These pieces of agatized fossil poop (Coprolite is the official name) have been tumble polish...Call for more details

\$2.00
ITEM: 2195

ABOUT 1 INCH
AUTHENTIC FOSSIL DINOSAUR POOP



Prehistoirc Planet Store at the PaleoBarn

Visit The PaleoBarn By Appointment PaleoBarn.com is also PrehistoricStore.com and PrehistoricPlanet.com. We are not traditional physical stores in a mall or shopping center. We are nearly 4,000 square feet of warehouses filled with fossils, minerals, gems, rocks and other curiosities. We do not have regular shopping hours but you can still make an appointment to come visit, browse ...Call for more details

\$CALL

ITEM: 3265

4000 SQUARE FEET
STORE & WAREHOUSE



Prehistoric Axe. Hand Carved Stone & Wood Replica

Prehistoric Axe Hand Carved Stone & Wood Replica Each may vary slightly in color and texture from photos 11.5 long x 5 inches wide From Java This great item was hand carved in the Solo River Valley, Java from siltstone by local natives. The stone blade is nicely polished and the handle is made of wood. This would make a gre...Call for more details

\$20.00

ITEM: 945

11.5 X 5 INCHES
STONE AND WOOD



Prehistoric Planet Store Catalog of Dinosaurs, Fossils, Trex...

You will receive a digital download link to your email for our 270+ page full color product catalog.

\$0.00

ITEM: 650

8.5 X 11
DIGITAL DOWNLOAD



Prehistoric Scepter, Hand Carved Stone & Wood Replica

Prehistoric Scepter Hand Carved Stone & Wood Replica Each may vary slightly in color and texture from photos 16.5 long x 8 inches wide From Java Scepters in one form or another have been around since early prehistoric times. Generally speaking scepters are ornamented rods or staffs that were borne by rulers on ceremonial oc...Call for more details

\$20.00

ITEM: 1262

16.5 X 8 INCHES
STONE AND WOOD



Premaxillary *Tyrannosaurus rex*, Authentic Dinosaur, 1 Inch To...

This premaxillary specimen was collected June 2006, Carter County, Montana, Hell Creek Formation. Very good color and enamel. Crisp serrations. No restoration. Comes in 4.25 x 3.25 Riker Mount. Prehistoric Planet is pleased to announce that we have acquired a private collection of high quality dinosaur teeth, claws and other fossils. These great specimens will be presented for sale ...Call for more details

\$1,200.00

ITEM: 3407

1 INCHES

AUTHENTIC FOSSIL



Prenatal Mammoth Tooth In Matrix

This very small tooth is probably from an unborn prenatal baby mammoth. How cool is that? Pleistocene Florida, USA Mammoth remains have been found in Europe, Africa, Asia, and North America. They are believed to have originally evolved in North Africa about 4.8 million years ago, during the Pliocene, where bones of *Mammuthus africanavus* have been found in Chad,...Call for more details

\$12.00

ITEM: 3042

1 3/4 INCHES ON 2X3 INCH MATRI
RESIN



Prionocyclus wyomingensis, ammonite

Prionocyclus was a cephalopod. Cephalopods are the most highly developed of the mollusks. They were carnivorous and at the top of the mollusk food chain. They possessed a distinct, well defined head and a circlet of eight or more arms. They used a funnel-like opening, called a hyponome, to eject water through, in order to propel themselves backwards or for turning side to side. They are fairly com...Call for more details

\$195.00

ITEM: 1900

7-1/2" X 8" X 2-3/4"
POLYRESIN



Priscacara serrata, Green River, fossil fish

Framed Eocene-age fish skeleton.

\$199.00

ITEM: 259

15.25 X 11.25 IN.
RESIN



Priscacara, Authentic 5.75 Inch Green River Fossil Fish

The genus Priscacara is perhaps the most popular of the Green River fish fossils. A member of the Family Priscacaridae, the name Priscacara means "primitive head". Shaped rather like a sunfish, the genus sports sturdy, protective dorsal and anal spines. Among the two species, liops and serrata, serrata is uncommon. Liops is the smaller species, never exceeding 6 inches, whereas serrata have been f...Call for more details

\$250.00

ITEM: 3750

5.75" FISH ON 9.25X6.25 MATRIX
AUTHENTIC FOSSIL



Priscacara, Green River Fossil Fish

The genus Priscacara is perhaps the most popular of the Green River fish fossils. A member of the Family Priscacaridae, the name Priscacara means "primitive head". Shaped rather like a sunfish, the genus sports sturdy, protective dorsal and anal spines. Among the two species, liops and serrata, serrata is uncommon. Liops is the smaller species, never exceeding 6 inches, whereas serrata have been f...Call for more details

\$60.00

ITEM: 2269

10" FISH ON 12"X6.75" MATRIX
RESIN



Procaimanoidea, Green River, Alligator/Crocodile Skeleton

This is one of the best preserved fossil alligators found in the Green River Formation (GRF). The GRF is one of the most important fossil sites in the world for understanding the Eocene. The GRF is located in western Colorado, eastern Utah and southwestern Wyoming. Radiometric dating puts the GRF at 49.7 to 50.7 million years and lasting less than 1/2 million years. Approximately 60 vertebrate ta...Call for more details

\$302.00

ITEM: 666

35 X 11 IN.
RESIN REPLICA



Proconsul africanus Skull, reconstruction

Proconsul africanus Skull 14 to 23 Million Years. The Proconsul africanus skull was discovered by Mary Leakey in 1948 on Rusinga Island, Kenya. This specimen, based on the 1948 Leakey discovery, is the most complete Proconsul africanus cranium to date. Alan Walker reclassified Proconsul africanus, a Miocene hominoid, as heseloni in 1993. The skull is characterized by ...Call for more details

\$184.00

ITEM: 1561

4.75 INCHES HIGH
RESIN



Prognathodon stadtmanni, Mosasaur Skull

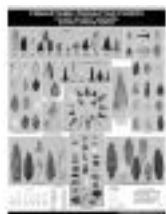
Mosasaur Skull, Prognathodon stadtmanni, Brigham Young University. Late Cretaceous, 80 MYA Mancos Shale Formation of Colorado

\$CALL

ITEM: 1834

52 INCHES LONG

RESIN



Projectile Points Poster by Robert L. Pyle West Virginia

NOTE: Points on the poster are shown actual size 1:1 scale. In archaeological terms, a projectile point or arrowhead is an object that was hafted to weapon that was capable of being thrown or projected, such as a spear, dart, or arrow, or perhaps used as a knife. They are thus different from weapons presumed to have been kept in the hand, such as axes and maces, and the ston...Call for more details

\$15.00

ITEM: 295

23X29 INCHES

GLOSSY HEAVY-WEIGHT PAPER



Propalaeotherium, Messel Horse Skeleton

Propalaeotherium Messel Horse Skeleton Eocene Age, Messel Quarry Germany Propalaeotherium was an early genus of perissodactyl related to early equine horses. It is endemic to Europe and Asia during the early Eocene. There are currently six recognised species. Propalaeotherium was a small animal, ranging from 30-60 cm at the shoulder (12-24 in), and weighing just 10 k...Call for more details

\$150.00

ITEM: 1968

19.75 X 14.5 INCHES

RESIN



Propalaeotherium, Messel Horse Skeleton

Sixty-one complete skeletons of primitive horses have been found so far at the Messel site. The most common species is Eurohippus parvulus, with 44 specimens found, which was about the size of a fox terrier (30 - 35 cm high at the shoulder). Less common Propalaeotherium hassiacum, with 15 specimens found, was about the size of a german shepherd. Only two specimens of Hallensia matthesi have been f...Call for more details

\$260.00

ITEM: 3187

17" X 15-1/2" X 1-1/8"

HIGH DENSITY POLYURETHANE



Propelodytes wagneri, Messel frog

The Messel Pit located near Darmstadt, Germany is one of the richest sites for understanding the living environment of the Eocene at about 49 million years ago. Fossils from this site provide unique information about the early evolution of mammals. It includes exceptionally well preserved fossils ranging from fully articulated skeletons with stomach contents to this remarkably preserved bat includ...Call for more details

\$25.00

ITEM: 1114

4.25 X 2.75 INCHES

RESIN



Propelodytes wagneri, Messel frog

The Messel Pit located near Darmstadt, Germany is one of the richest sites for understanding the living environment of the Eocene at about 49 million years ago. Fossils from this site provide unique information about the early evolution of mammals. It includes exceptionally well preserved fossils ranging from fully articulated skeletons with stomach contents to this remarkably preserved bat includ...Call for more details

\$27.00

ITEM: 837

8.25X7 INCHES

RESIN



Proteroctopus ribeti, fossil octopus

Proteroctopus ribeti was a primitive octopod that lived in the Middle Jurassic, approximately 164 million years ago. The single fossil specimen assigned to this species originates from the Lower Callovian of Voulte-sur-Rhone in France. It is currently on display at the Musée de Paléontologie de La Voulte-sur-Rhone. The last photo is of the original authentic specimen. ...Call for more details

\$28.00

ITEM: 1348

4.25 X 2.75 INCHES

RESIN



Protoceratops andrewsi, adult skull

Protoceratops is a genus of small protoceratopsid dinosaurs that lived in Asia during the Late Cretaceous, around 75 to 71 million years ago. Protoceratops were up to 6.6â€"8.2 feet long and around 137â€"229 pounds in body mass. They were characterized by a proportionally large skull, short and stiff neck, and neck frill. A horn-like structure was present over the nose. They had a prominent parrot...Call for more details

\$CALL

ITEM: 1844

22 X 22 INCHES

RESIN



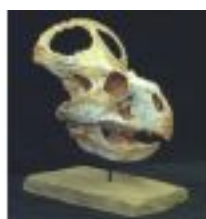
Protoceratops andrewsi, juvenile skull

Protoceratops is a genus of small protoceratopsid dinosaurs that lived in Asia during the Late Cretaceous, around 75 to 71 million years ago. Protoceratops were up to 6.6â€8.2 feet long and around 137â€229 pounds in body mass. They were characterized by a proportionally large skull, short and stiff neck, and neck frill. A horn-like structure was present over the nose. They had a prominent parrot...Call for more details

\$275.00

ITEM: 1112

11 INCHES LONG
RESIN



Protoceratops andrewsi, medium skull

Protoceratops is a genus of small protoceratopsid dinosaurs that lived in Asia during the Late Cretaceous, around 75 to 71 million years ago. Protoceratops were up to 6.6â€8.2 feet long and around 137â€229 pounds in body mass. They were characterized by a proportionally large skull, short and stiff neck, and neck frill. A horn-like structure was present over the nose. They had a prominent parrot...Call for more details

\$650.00

ITEM: 1845

11 INCHES
RESIN



Protoceratops andrewsi, medium skull

Protoceratops is a genus of small protoceratopsid dinosaurs that lived in Asia during the Late Cretaceous, around 75 to 71 million years ago. Protoceratops were up to 6.6â€8.2 feet long and around 137â€229 pounds in body mass. They were characterized by a proportionally large skull, short and stiff neck, and neck frill. A horn-like structure was present over the nose. They had a prominent parrot...Call for more details

\$500.00

ITEM: 1846

16.5 INCHES
RESIN



Protoceratops andrewsi, skeleton

Protoceratops is a genus of small protoceratopsid dinosaurs that lived in Asia during the Late Cretaceous, around 75 to 71 million years ago. Protoceratops were up to 6.6â€8.2 feet long and around 137â€229 pounds in body mass. They were characterized by a proportionally large skull, short and stiff neck, and neck frill. A horn-like structure was present over the nose. They had a prominent parrot...Call for more details

\$CALL

ITEM: 1821

6 FEET LONG
RESIN



Protoceratops andrewsi, skull

Protoceratops is a genus of small protoceratopsid dinosaurs that lived in Asia during the Late Cretaceous, around 75 to 71 million years ago. Protoceratops were up to 6.6â€”8.2 feet long and around 137â€”229 pounds in body mass. They were characterized by a proportionally large skull, short and stiff neck, and neck frill. A horn-like structure was present over the nose. They had a prominent parrot...Call for more details

\$100.00

ITEM: 1979

11" LONG, 6.5" WIDE, 5" HIGH
RESIN



Protolindenia wittei, dragonfly

This specimen is from the late Jurassic of the famed Solendhfen "lithographic" limestone of Bavaria, Germany from about 135 million years ago.

\$30.00

ITEM: 1413

5.5X5" 4" WINGS
RESIN



Protolindenia wittei, dragonfly, insect

This specimen is from the late jurassic of the famed Solenhofen "lithographic" limestone of Bavaria, Germany from about 135 million years ago during the Jurassic period.

\$30.00

ITEM: 73

5.25"X5.25" WITH 4" WINGSPAN
RESIN



Protostega gigas Fossil Sea Turtle Skull

Protostega gigas Fossil Sea Turtle Skull Protostega meaning (first roof) is an extinct genus of marine turtle containing a single species, Protostega gigas. Its fossil remains have been found in the Smoky Hill Chalk formation of western Kansas dated to 83.5 million years ago. Fossil specimens of this species were first collected in 1871, and named by Edward Drinker Co...Call for more details

\$850.00

ITEM: 2990

17.25 X10.5 X 8.5 INCHES
RESIN, HOLLOW

Pseudocrypturus cercanaxius

Pseudocrypturus cercanaxius lived during the Eocene (55-40 million years ago). Pseudocrypturus means false tinamou and cercanaxius is from the Greek (kerkion: tail and anaxias: worthless), referring to the rudimentary tail of this species. It belonged to a group of birds known as Paleognathae, which means "old-jaws," referring to their primitive somewhat reptilian palate. It was related to modern ...Call for more details

\$499.00

ITEM: 1172

25-1/2" X 16" X 1"

HIGH DENSITY POLYURETHANE



Psittacosaurus meileyingensis, large skeleton

Psittacosaurus meileyingensis, skeleton Measurements: 47 inches long, 17 inches high, 11 inches wide. Specimen: Private Assembled Mount, \$3300 Early Cretaceous, 130 MYA, Jiufotang Formation of Liaoning Province, China

\$4,500.00

ITEM: 1877

47 INCHES LONG

RESIN



Psittacosaurus meileyingensis, skeleton

Psittacosaurus meileyingensis, skeleton Measurements: 38 inches long Specimen: Private Assembled Mount, Early Cretaceous, 130 MYA, Jiufotang Formation of Liaoning Province, China

\$CALL

ITEM: 1822

38 INCHES LONG

RESIN



Psychopyge elegans, trilobite

In addition to its many spines this very unusual trilobite also has a large spine or appendage on the front of the head. This specimen is from the Hamar Laghdad Formation, Alnif region, Morocco. Trilobites are very well-known, and possibly the second-most famous fossil group after the dinosaurs with some 15,000 known species. Trilobites are extinct arthropods that form the class T...Call for more details

\$52.00

ITEM: 1060

7.75"X5.5" PLATE 6"X3.75" SPEC
RESIN



Pteranodon Test-Tube Skeleton 11 Piece Kit

This 7 inch snap together test tube dinosaur skeleton is textured for an amazing realistic look and feel. Collect all six styles. Search For Pteranodon 2371 Stegosaurus 2374 Tyrannosaurus 2372 Triceratops 2375 Woolld Mammoth 2376 Velociraptor 2373

\$8.00

ITEM: 2371

7 INCH SKELETON
PLASTIC



Pterichthyodes milleri, Placoderm

Pterichthyodes is a genus of antiarch placoderm fishes from the Devonian period. Its fossils have been discovered in Sandwich Fish Beds of Ouoyloo, Orkney Islands, Scotland. They were one of the first species recognized for what they were, as their fossils are common in the Old Red Sandstone formation studied by geologists in the early 19th century. Due to their extreme divergence from modern-day ...Call for more details

\$50.00

ITEM: 3139

9.5 X 9 X 1 INCHES
RESIN



Pterodactylus antiquus #6

Pterodactylus (pronounced ter-oh-DAK-til-us) and (meaning "wing finger") was a pterosaur with up to a 2.5 foot wide wingspan. Its head contained long, narrow jaws and sharp teeth, but it had no head crest on top. It is known to have lived in what is now Tanzania, England, France, and Germany during the late Jurassic period. It was not a dinosaur, but type of extinct, flying reptile that lived duri...Call for more details

\$59.00

ITEM: 458

8.5X7 INCHES
RESIN



Pterodactylus antiquus, 1st described pterosaur

The type specimen of the animal now known as Pterodactylus antiquus was the first pterosaur fossil ever to be identified. The first Pterodactylus specimen was described by the Italian scientist Cosimo Alessandro Collini in 1784. Pterodactylus is known from over 30 fossil specimens, and though most belong to juveniles, many preserve complete skeletons. Pterodactylus antiquus was a re...Call for more details

\$199.00

ITEM: 1235

12 X 9.5 FRAME
HIGH DENSITY POLYURETHANE



Pterodactylus antiquus, 1st described pterosaur #2

The type specimen of the animal now known as Pterodactylus antiquus was the first pterosaur fossil ever to be identified. The first Pterodactylus specimen was described by the Italian scientist Cosimo Alessandro Collini in 1784. Pterodactylus is known from over 30 fossil specimens, and though most belong to juveniles, many preserve complete skeletons. Pterodactylus antiquus was a re...Call for more details

\$40.00

ITEM: 403

5 7/8 X 8 1/8 INCHES

RESIN



Pterodactylus kochi, specimen #7

Pterodactylus is a Pterosaur characterized by a long, thin head, small body, fairly long legs and a very wide wingspan. Pterodactylus kochi is a small Pterosaur with a wingspan of only about 18 inches. It was a toothed flying reptile with very short teeth located only on the front part of the jaws; it probably fed on small fish and insects. At least 27 specimens have been found prim...Call for more details

\$45.00

ITEM: 401

6.5" X 8.75"

RESIN



Pterodactylus kochi, the walking pterosaur specimen #3

Pterodactylus is a Pterosaur characterized by a long, thin head, small body, fairly long legs and a very wide wingspan. Pterodactylus kochi is a small Pterosaur with a wingspan of only about 18 inches. It was a toothed flying reptile with very short teeth located only on the front part of the jaws; it probably fed on small fish and insects. At least 27 specimens have been found prim...Call for more details

\$40.00

ITEM: 459

6 5/8 X 5 7/8 INCHES

RESIN



Pterosaur, Pteranodon 5 Foot Wingspan Hanging Model

Pterosaurs meaning "winged lizard" are flying reptiles of the extinct clade or order Pterosauria. They existed from the late Triassic to the end of the Cretaceous (228 to 66 million years ago. Pterosaurs are the earliest vertebrates known to have evolved powered flight. Their wings were formed by a membrane of skin, muscle, and other tissues stretching from the ankles to a dramatically lengthened ...Call for more details

\$750.00

ITEM: 2953

60X24X10 INCNHES

RESIN



Pterosaur, Pterodactyl Model

Pterosaurs meaning "winged lizard" are flying reptiles of the extinct clade or order Pterosauria. They existed from the late Triassic to the end of the Cretaceous (228 to 66 million years ago. Pterosaurs are the earliest vertebrates known to have evolved powered flight. Their wings were formed by a membrane of skin, muscle, and other tissues stretching from the ankles to a dramatically lengthened ...Call for more details

\$70.00

ITEM: 2954

14 X 11.5 X 6.5 INCHES
RESIN (HOLLOW)



Quetzalcoatlus, giant pterosaur skull sculpture #9

Quetzalcoatlus (pronounced KET-sal-koh-AHT-lus) was a giant pterosaur from the late Cretaceous period, and the largest flying animal ever. Quetzalcoatlus wingspan was just under 36 feet wide (10.96 m). It had hollow bones, was lightly built, and had a small body. Even though it was very big, it probably weighed only about 300 pounds (135 kg). It had toothless jaws and a long, thin b...Call for more details

\$300.00

ITEM: 1356

24 INCHES LONG
RESIN



Radioactive Dinosaur Bone in Acrylic Display Case

This is a true example of authentic Radioactive Dinosaur Bone from Utah approximately 156-146 million years old. Your specimen may be slightly smaller or larger. Your authentic specimen comes in a 3.5 x 2.5-inch acrylic display case with a detailed description of your specimen. Every fossil is one of a kind, unique. Your authentic fossil will be similar to the one shown in the photos. If you are n...Call for more details

\$20.00

ITEM: 4046

2 TO 3 INCHES
AUTHENTIC FOSSIL



Raptor Baby Hatchling Egg Sculpture

Practically dino-sized at birth, this baby Raptor dinosaur hatchling emerges from its egg at 4"Wx4.5"Dx7"H and about 2 lbs. Raptors were small to medium sized, bird-like dinosaur. Cast in quality designer resin and hand painted in naturalistic hues one prehistoric dinosaur egg at a time, our baby beasts are perfect hatching in the garden or given as an egg-ceptional Cretaceous anima...Call for more details

\$35.00

ITEM: 4023

4 W X 4.5 D 7 H INCHES
RESIN, HOLLOW



Raptor-like manus claw

Raptor-like manus claw 4.5 inches. Location: Mongolia Age: Late Cretaceous

\$15.00

ITEM: 1810

4.5 INCHES

RESIN



Rare White Fern Fossils, authentic

Authentic Fossil Fern Llewellyn Formation, St. Clair, PA. Pennsylvanian Age 300 Million Years St. Clair, Schuylkill County, PA is one of the few places where one can find these very detailed white (sometimes yellow) ferns on a striking contrast of black shale. The plants died and fell into the swamp, where in a low temperature, pressure, and oxygen envi...Call for more details

\$200.00

ITEM: 2550

24 X 9 INCHES

AUTHENTIC FOSSIL FERNS



Real Fossil Shark Teeth Mix, Morocco (1 pound bulk)

Fossil Shark Tooth Mix Morocco, North Africa Make your own fun and educational fossil dig with these teeth. Just bury the teeth in a sand or dirt pile and you instantly have an authentic fossil dig. This is an assortment of authentic fossil shark and sting ray teeth and fish bones, from the phosphate mines of Morocco. These teeth are from the Late Cretaceous 70...Call for more details

\$25.00

ITEM: 643

1/2 TO 1 INCH LONG

AUTHENTIC FOSSIL SHARK TEETH



Rebbachiosaurus garasbae, tooth set

This item has 2 teeth. 1 unworn tooth and 1 worn tooth. Rebbachiosaurus was an early-late Cretaceous plant-eating sauropod. Not much is known about this dinosaur because only a few fossils have been found in Morocco and North Africa. Some similar forms have been found in South America. It's teeth were stake-shaped and quite thin with respect to the rest of its body. Rebbachiosaurus...Call for more details

\$14.00

ITEM: 907

1.5-2.5 INCHES LONG

RESIN



Rhadinocrinus dactylus a Bundenbach Crinoid

Rhadinocrinus dactylus crinoid. The slates from the Bundenbach area have been used for building purposes since ancient times. While quarrying, fossils were occasionally found and set aside due to their value to collectors. There were as many as 600 small pits where slate was collected. Today only the Bundenbach quarry remains open. The slates date to the Early Devonian (396-390 mi...Call for more details

\$100.00

ITEM: 3192

7-7/8" X 4-3/4" X 5/8"

HIGH-DENSITY POLY-URETHANE



Rhamphorhynchus gemmingi, skeleton #1

Rhamphorhynchus, meaning "beak snout", is a genus of long-tailed pterosaurs from the Jurassic period. Less specialized than contemporary, short-tailed pterodactyloid pterosaurs such as Pterodactylus, it had a long tail, stiffened with ligaments, which ended in a characteristic diamond-shaped vane. The jaws of Rhamphorhynchus housed needle-like teeth, which were angled forward, with a curved, sharp...Call for more details

\$120.00

ITEM: 1530

14 X 10.5 INCHES

RESIN SAND CAST



Rhamphorhynchus, pterosaur skull & wing #5

Rhamphorhynchus, meaning "beak snout", is a genus of long-tailed pterosaurs from the Jurassic period. Less specialized than contemporary, short-tailed pterodactyloid pterosaurs such as Pterodactylus, it had a long tail, stiffened with ligaments, which ended in a characteristic diamond-shaped vane. The jaws of Rhamphorhynchus housed needle-like teeth, which were angled forward, with a curved, sharp...Call for more details

\$87.00

ITEM: 1455

13 X 13 INCHES

RESIN



Rhamphorhynchus muensteri, Pterosaur, Jurassic

Rhamphorhynchus (meaning "beak snout") belonged to a genus of long tailed pterosaurs which lived during the Late Jurassic Period (160-140 mya). Its long tail was stiffened with ligaments and ended in a diamond-shaped vane that was characteristic to Rhamphorhynchus. Their jaws contained needle-like teeth that angled forward. The curved, sharp beak-like tip (which lacked teeth) indicates that its die...Call for more details

\$199.00

ITEM: 3902

13.75X9.5 INCHES

POLYFOAM RESIN



Roadside Geology of West Virginia book

304 Pages 180 Color Photos 87 Color Maps & Illustrations Glossary
References Index 6x9 Inches Within West Virginia's irregular borders, formed
by winding rivers, high ridges, and the peculiarities of colonial land surveys, is
a sedimentary record of the entire Paleozoic Era. Continents colliding along
the eastern coast of North America built ...Call for more details

\$24.00

ITEM: 3462

6X9 INCHES 304 PAGES 180 PHOTO
PAPERBACK



Rooneyia omomyid, early primate skull

Rooneyia is a member of a prosimian primate lineage that dates back
approximately 55 million years. Rooneyia was small like other early primates.
Only a single specimen of Rooneyia has been discovered, and only the 2 inch
skull was preserved.

\$50.00

ITEM: 1737

2 INCHES LONG
RESIN



Rooted Triceratops Tooth

Triceratops (pronounced tri-SER-uh-tops) Triceratops was a frilled dinosaur, a
ceratopsian, from the late Cretaceous period that had three horns on its head.
This plant-eater was about 25 feet (8 m) long.

\$8.00

ITEM: 545

2.5 INCHES
RESIN



Rosetta Stone Plaque Replica

Rosetta Stone The Rosetta Stone is a granodiorite stele inscribed with a
decree issued at Memphis, Egypt in 196 BC on behalf of King Ptolemy V. The
decree appears in three scripts: the upper text is Ancient Egyptian
hieroglyphs, the middle portion Demotic script, and the lowest Ancient Greek.
Because it presents essentially the same text in all three scripts (with some
minor differe...Call for more details

\$60.00

ITEM: 3845

10.25 X 8.25 INCHES
RESIN



Saltasaurus Dinosaur Eggshell, in acrylic display authentic

You are buying 1 piece of authentic Saltasaurus dinosaur eggshell similar in size and condition to the one pictured here. Your authentic specimen comes in a 3.5 x 2.5-inch acrylic display case with a detailed description of your specimen. Imagine the awe of holding and owning a piece of an actual dinosaur egg. Every fossil is one of a kind, unique. Your authentic fossil will be simi...Call for more details

\$15.00

ITEM: 3159

1 TO 1.5 INCH MAXIMUM DIAGONAL
AUTHENTIC DINOSAUR EGGSHELL



Saltasaurus Sauropod Dinosaur 9 Egg Nest

Saltasaurus Sauropod Dinosaur 9 Egg Nest SCALE IS 1 METER Location: Patagonia, Argentina, South America Age: Cretaceous As titanosaurs go, the South American Saltasaurus was the runt of the litter--this dinosaur only weighed about 10 tons, compared to 50 or 100 tons for more famous sauropod cousins like Diplodocus or Argentinosaurus. (The...Call for more details

\$400.00

ITEM: 3455

37 X 25 X 5 INCHES
RESIN



Saltasaurus Sauropod Dinosaur Egg

Saltasaurus Sauropod Dinosaur Egg, 7 inches. Location: Patagonia, Argentina, South America Age: Cretaceous As titanosaurs go, the South American Saltasaurus was the runt of the litter--this dinosaur only weighed about 10 tons, compared to 50 or 100 tons for more famous sauropod cousins like Diplodocus or Argentinosaurus. (The titanosaurs were offshoots of the classic sauropods of th...Call for more details

\$125.00

ITEM: 1809

7 INCHES
RESIN



Salteraste Starfish

Starfish belong to a phylum of invertebrates known as Echinodermata. Echinoderms (Latin for "spiny skin") are named for their porous armor of calcite plates. Primitive Echinoderms first appeared in the fossil record 570 million years ago in the Lower Cambrian Period. Other Echinoderms include sea urchins, sand dollars, sea cucumbers, and sea lilies. The earliest known starfish appe...Call for more details

\$150.00

ITEM: 432

7-3/4" X 8-1/2" X 1"
HYDROSTONE



Sarcosuchus imperator (SuperCroc) 6 inch tooth

This giant meat-eater was about 37-40 feet long and may have weighed up to 10 tons. There were over 100 teeth in its long jaws. lived during the Cretaceous period, roughly 110 million years ago.

\$16.00

ITEM: 822

6.1 INCHES LONG

RESIN



Sarcosuchus imperator, SuperCroc Scute

Sarcosuchus (pronounced SAHR-co-SOOK-us) (meaning "flesh crocodile") was a ancient crocodilian (it was not a dinosaur). This giant meat-eater was about 37-40 feet (11-12 m) long and may have weighed up to 10 tons. Its body was covered with bony armor (scutes). There were over 100 teeth in its long jaws and it had an overbite (the top jaw extended beyond the lower jaw). Sarcosuchus lived during th...Call for more details

\$80.00

ITEM: 1601

6.25 X 5.5 X 1.25 THICK

RESIN



Saurolophus angustirostris, hadrosaur skull

Hadrosaur Dinosaur Skull, 29 inches long. Scientific Name: Saurolophus angustirostris Location: Mongolia Formation: Nemegt Age: Late Cretaceous, 71 Million Years Ago. Saurolophus, meaning ("lizard crest") is a genus of large saurolophine hadrosaurid dinosaur that lived about 70-68.5 million years ago, in the Late Cretaceous of North America and Asia; it is one of the few genera of...Call for more details

\$CALL

ITEM: 1780

29 INCHES LONG

RESIN



Scaumenacia curta (Lungfish)

This specimen of lungfish is from the Devonian of Quebec, Canada.

Lungfishes are fish belonging to the order Dipnoi. Lungfish are best-known for retaining characteristics primitive within the Osteichthyes, including the ability to breathe air, and structures primitive within Sarcopterygii, including the presence of lobed fins with a well-developed internal skeleton. Today, they live...Call for more details

\$77.00

ITEM: 419

17X7

RESIN



Science Planet-Interactive Exhibits for All Budgets

Interactive Exhibits for all Budgets Science Planet provides free and low-cost solutions for museums, science centers and schools. Why? Because we believe all educators deserve amazing interactive technology. Are you an educator? Want to use our apps in your science center, museum, or classroom? Need assistance with a new s...Call for more details

\$CALL

ITEM: 3918

INFO@SCIENCEPLANET.COM
VR & AR SCIENCE



Sclerocephalus hauseri, Amphibian Skeleton

Scientific Name: Sclerocephalus hauseri, Amphibian Skeleton Location: Germany Age: 280 MYA, Permian SCALE IS 1 METER Sclerocephalus is an extinct genus of temnospondyl amphibian from the lowermost Permian of Germany with four valid species, including the type species S. haeuseri. It is one of the most completely preserved and most abundan...Call for more details

\$630.00

ITEM: 1874

43X21 INCHES
RESIN



Sclerocephalus hauseri, Permian Amphibian

Sclerocephalus hauseri Permian Amphibian Sclerocephalus hauseri is a type of amphibian that once inhabited the Permian swamps of what is now Southwest Germany. It was a rhachitomous (pertaining to vertebrae with centra whose parts do not fuse) amphibian. This replica shows well-defined skull bones and appendages.

\$37.00

ITEM: 1617

11X5.75 INCHES
RESIN



Scyphocrinites elegans, Crinoid with Calyx, Stem & Bulb

Crinoids, commonly referred to as sea lilies, are ocean dwelling creatures that typically live their lives attached to the sea floor or attached to an object that is floating on the surface of the water. They are composed of three main body parts: the arms that filter food particles out of the water which are attached to the head (or calyx) which houses the internal organs and mouth parts, the ste...Call for more details

\$520.00

ITEM: 3454

26.5 X 25 X 2.25 INCHES
HIGH-DENSITY POLY-URETHANE



Segnosaurus, dinosaur egg

Segnosaurus is a genus of therizinosaurid dinosaur that lived in what is now southeastern Mongolia during the Late Cretaceous, about 102-86 million years ago. Multiple incomplete but well-preserved specimens were discovered in the Gobi Desert in the 1970s, and in 1979 the genus and species Segnosaurus galbinensis were named. The generic name Segnosaurus means "slow lizard" and the specific name ...Call for more details

\$20.00

ITEM: 3308

5 X 4 X 3 INCHES

RESIN, SOLID



Selenite Crystals

NOTE THAT YOU WILL RECEIVE A SPECIMEN OF EQUAL OR BETTER QUALITY THAN THE ONE SHOWN Rare Needle Form of Gypsum Selenite is a form of the mineral Gypsum (Hydrated Calcium Sulfate $\text{CaSO}_4 \cdot 2(\text{H}_2\text{O})$). These crystals of Selenite are of a rare needle like variety. Some Selenite crystals are up to 50 feet long. Gypsum is one of the more common minerals in sedimentary environments...Call for more details

\$5.00

ITEM: 173

VARIOUS UP TO 4 INCHES

AUTHENTIC MINERAL



Selenite, 28 specimens per flat

28 Specimens of Argonite Per Flat In 2x2 Inch Boxes. Selenite is a form of the mineral Gypsum (Hydrated Calcium Sulfate $\text{CaSO}_4 \cdot 2(\text{H}_2\text{O})$). These crystals of Selenite are of a rare needle like variety. Some Selenite crystals are up to 50 feet long. Gypsum is one of the more common minerals in sedimentary environments. It is a major rock forming mineral that produces massive beds, usually ...Call for more details

\$17.00

ITEM: 1503

28 SPECIMENS

AUTHENTIC



Serrated Albertosaurus tooth, dinosaur

CLICK PHOTOS TO ENLARGE IMAGE Albertosaurus was a large, meat-eating dinosaur from the late Cretaceous period about 68 to 65 million years ago. It was a theropod related to T. rex but smaller in size. Albertosaurus was about 8.6 m long and weighed about 2500 kg. This replica is cast from a specimen found in Alberta, Canada. The original fossil is in the Royal Ontario Museum.

\$8.00

ITEM: 558

2.5 INCHES LONG

RESIN



Seymouria, amphibian skeleton

Seymouria (pronounced see-MORE-ee-ah) is named after Seymour, Texas where it was first found. It was an amphibian from the early Permian period. It was about 2 feet (60 cm) long. It had a strong backbone, four short, sturdy legs, and a short tail. Unlike other amphibians, Seymouria had relatively shorter jaws, ears marked by a notch, and the skull had fewer bones. Its long bones feet and digits we...Call for more details

\$302.00

ITEM: 460

28.5X21.5 INCHES

RESIN & FIBERGLAS



Sharovipteryx mirabilis, early gliding reptile

Pronounced (shahr-ov-IP-ter-iks) Sharovipteryx (meaning "Sharov's wings"), aka Podopteryx, was a Pterosauiromorpha (a gliding thecodont, a pre-pterosaur) from the early Triassic period, about 245 million years ago. Sharovipteryx was a gliding animal that used its uropatagium, a small, fibrous flap of skin that stretched from the very long legs and the tail. It had large eyes, a long snout, and smal...Call for more details

\$42.00

ITEM: 426

8.74 X 4.25 INCHES

HYDROSTONE



She Rex Door or Wall Sign

This skeletal He Rex sign is great for kidsâ€™ room or bathroom or just a fun display. [Click To Enlarge](#)

\$150.00

ITEM: 3471

33 X 23 X 3 INCHES

RESIN



Sincak Museum of Natural History Memorial Fund

"Even Mighty Trex Bows His Head In Respect At The Passing of Michael Sincak" Sincak Museum Memorial Fund Mercyhurst University, Erie, PA Michael Sincak was a great friend, colleague and benefactor to all fossil & mineral collectors & many educational, college & museum exhibits and collections. Our lives were enriched by knowing him. He is missed.

\$CALL

ITEM: 3000

MUSEUM MEMORIAL FUND



Sinocyamodus xinpuensis, placodont skeleton

placodont skeleton This is an excellent complete skeletal replica of this rare Chinese fossil placodont, a primitive sauropterygian reptile from the Triassic of China. S. xinpuensis is known from some complete skeletons of small size, and rarely exceeds 50 cm in length. It had a flattened rounded body, covered with a shell composed of bony elements fused together (osteoderms). The skull was...Call for more details

\$179.00

ITEM: 1623

19.5X12 INCHES

RESIN



Sinraptor Skull 1:9 Scale

A stunning reproduction. This specimen of a Sinraptor Skull is a precise resin cast of a sculpture modeled after the original specimen. Scientifically accurate. Specs: Sinraptor. Jurassic (175 m.y.a.). Tian Shan Formation. NW China

\$77.00

ITEM: 58

10 CM (4 INCHES) LONG

RESIN MODEL



Sleeping Muttaborrasaurus Dinosaur Model

CLICK TO ENLARGE PHOTO Muttaborrasaurus was a genus of herbivorous ornithomimid dinosaur, which lived in what is now northeastern Australia sometime between 107 and 103 million years ago during the early Cretaceous Period. It has been recovered in some analyses as a member of the iguanodontian family Rhabdodontidae. After Kunbarrasaurus, it is Australia's most completely known dinosaur...Call for more details

\$CALL

ITEM: 3846

118X36X24 INCHES

MOLDED FIBERGLAS



SMART Centre Market, Interactive Science Store Featuring Din...

Do you love dinosaurs, space, and/or ice cream? We have all three at SMART Centre Market. If you are a teacher searching for new ideas to teach science in your classroom, a parent looking for educational toys, books, and games, or a grandparent wanting to purchase "quality fun" for your grandchild, SMART Centre Market has something for you. Unique gifts for the person w...Call for more details

\$0.00

ITEM: 2219

INTERACTIVE SCIENCE STORE



Smilodon fatalis Skull Profile Plaque

Species: Smilodon fatalis. Pleistocene.

\$199.00

ITEM: 266

15 X 14 X 2.5 IN.

RESIN SCULPTURE



Smilodon fatalis, sabertooth cat skull

Smilodon (pronounced SMILE-oh-don) (meaning "knife tooth"), the largest saber-toothed cat (or saber-toothed tiger), was a fierce predator about 4-5 feet (1.2-1.5 m) long. Its one foot (30 cm) long skull had 2 huge canine teeth (they were serrated and oval in cross-section) in powerful jaws that opened to an angle of about 120°. It also had very strong jaw and neck muscles that let smilodon stab pr...Call for more details

\$348.00

ITEM: 1596

14.25"LX8.25"HX8"W

RESIN



Smilodon fatalis, sabertooth cat skull

Smilodon (pronounced SMILE-oh-don) (meaning "knife tooth"), the largest saber-toothed cat (or saber-toothed tiger), was a fierce predator about 4-5 feet (1.2-1.5 m) long. Its one foot (30 cm) long skull had 2 huge canine teeth (they were serrated and oval in cross-section) in powerful jaws that opened to an angle of about 120 degrees. It also had very strong jaw and neck muscles that let smilodon ...Call for more details

\$350.00

ITEM: 185

14.25"LX8.25"HX8"W

RESIN



Smilodon populator, saber-toothed cat skull

Smilodon populator Lund, 1841 Known locations: South America. Time period: Throughout the Pleistocene. Smilodon populator was the largest sabre-tooth cat (popularly known as the sabre tooth tiger). It was a fierce predator up to 7.5 feet long (not including the tail) and 4 feet tall. It weighed up to 880 pounds. It was a bit smaller than a modern-day li...Call for more details

\$500.00

ITEM: 1836

15.5 INCHES LONG

RESIN



Smilodon, canine tooth

Smilodon (pronounced SMILE-oh-don) (meaning "knife tooth"), the largest saber-toothed cat (or saber-toothed tiger), was a fierce predator about 4-5 feet (1.2-1.5 m) long. Its one foot (30 cm) long skull had 2 huge canine teeth (they were serrated and oval in cross-section) in powerful jaws that opened to an angle of about 120 degrees. It also had very strong jaw and neck muscles that let smilodon ...Call for more details

\$14.00

ITEM: 155

10 INCHES AROUND THE CURVE
RESIN



Soft Plush Dinosaur on a Leash

Little ones will have fun walking there Pet Dinosaur on a leash! The leash is retractable and can be adjusted to the height needed. The leash and harness are removable so the dinosaur can be enjoyed without the leash. You Are Only Buying 1 Of the 3 Dinosaurs Shown Specify Which Dinosaur You Want In The Comment Section at Check Out. Green, Blue, Gray. 3...Call for more details

\$16.00

ITEM: 3781

SEE TEXT
SOFT PLUSH DINOSAUR



Solarnocrinus, crinoid calyx

Crinoids are assigned to the phylum Echinodermata, a group of radially symmetrical marine animals, such as the starfish, sea urchins, and brittle stars. Crinoids are commonly referred to as "sea lilies". These flower-like marine invertebrate animals are beautifully colored and live as solitary individuals. This species is characterized by a globular body enclosed by a small calyx, f...Call for more details

\$30.00

ITEM: 3006

6.5 X 4.75 INCHES
RESIN



Sparnodus mcracanthus, fish, sea beam

Sparnodus is an extinct genus of prehistoric perciform fish in the family Sparidae. Species of this genus were nektonic carnivore. These fishes lived in the Cenozoic Era, in Oligocene and Paleocene 55.8 to 23.03 million years ago. These medium sized fishes usually could reach a length of 30 centimeters (12 in). They had a laterally compressed body, quite gibbous in the forepart, wit...Call for more details

\$19.00

ITEM: 3314

6X2.5" ON 7X3.75 MATRIX
RESIN



Spider In Baltic Amber, 40 Million Years Old

40 Million Year Old Spider In Baltic Amber Amber from remote times has been called Lithuanian gold. The Baltic region of northern Europe is home to the largest deposits of amber. It is also called succinite because it contains about 8% succinic acid. Today it is estimated that these Eocene forest created more than 100,000 tons of amber. ...Call for more details

\$125.00

ITEM: 3692

15/16" AMBER IN 8"X6" DISPLAY
AUTHENTIC FOSSIL



Spider In Baltic Amber, 40 Million Years Old

40 Million Year Old Spider In Baltic Amber Amber from remote times has been called Lithuanian gold. The Baltic region of northern Europe is home to the largest deposits of amber. It is also called succinite because it contains about 8% succinic acid. Today it is estimated that these Eocene forest created more than 100,000 tons of amber. ...Call for more details

\$75.00

ITEM: 3693

5/8" AMBER IN 8"X6" DISPLAY
AUTHENTIC FOSSIL



Spider In Baltic Amber, 40 Million Years Old

40 Million Year Old Spider In Baltic Amber Amber from remote times has been called Lithuanian gold. The Baltic region of northern Europe is home to the largest deposits of amber. It is also called succinite because it contains about 8% succinic acid. Today it is estimated that these Eocene forest created more than 100,000 tons of amber. ...Call for more details

\$125.00

ITEM: 3694

3/8" AMBER IN 8"X6" DISPLAY
AUTHENTIC FOSSIL



Spider In Baltic Amber, 40 Million Years Old

40 Million Year Old Spider In Baltic Amber Amber from remote times has been called Lithuanian gold. The Baltic region of northern Europe is home to the largest deposits of amber. It is also called succinite because it contains about 8% succinic acid. Today it is estimated that these Eocene forest created more than 100,000 tons of amber. ...Call for more details

\$75.00

ITEM: 3721

3/4" AMBER IN 8"X6" DISPLAY
AUTHENTIC FOSSIL



Spinosaurus aegyptiacus, Skull 1/7 Scale 3D Printed, Replica

S. aegyptiacus is known primarily from fragmentary remains and much is still debated about its appearance and lifestyle. It lived in what is now North Africa during the Late Cretaceous, about 99 to 93.5 million years ago. This is an exact scaled replica created using the known remains of S. aegyptiacus, with advanced scientific knowledge and skill used to fill in the gaps. We used ...Call for more details

\$129.00

ITEM: 3906

6.5 INCHES LONG

RESIN



Spinosaurus Skull, Life-Size Wall Relief Sculpture

This incredible Spinosaurus skull wall relief sculpture is a rare opportunity for you to own one of the most iconic dinosaurs known. The skull is painstakingly detailed with anatomical accuracy. The skull is 70.8 inches long x 35.5 inches wide x 9.8 inches in relief which means it would stick out from your wall about 10 inches. The entire skull weighs only 15 pounds. This incredible...Call for more details

\$799.00

ITEM: 3083

70.8 X 35.4 X 9.8 INCHES

FIBERGLASS



Spinosaurus Tooth

Larger than T. rex, this intimidating meat-eater is one of the lost dinosaur of Egypt. Spinosaurus was first discovered in the early 1900's by German paleontologist Ernst von Stromer. During the second World War, Allied bombs inadvertently destroyed the only significant remains of the sail-backed predator. Today, Spinosaurus is only known from a few bones wrestled from the Sahara over the last hun...Call for more details

\$10.00

ITEM: 230

4.4 INCHES LONG

RESIN CAST



Spinosaurus, giant claw

Spinosaurus probably had over 70 straight conical teeth that lacked serrations. They also varied greatly in size and length. Most of the teeth found are under 3 inches long without the root. However, a few teeth up to 12 inches long including the root have been found. Spinosaurus was the biggest of all the carnivorous dinosaurs, larger than Tyrannosaurus and Giganotosaurus. It lived...Call for more details

\$36.00

ITEM: 2111

9 INCHES

SOLID RESIN



Spinosaurus, skeleton LAST ONE

This huge dinosaur skeleton model is over 2-1/2 feet long and is simply awesome! Constructed from polyresin and mounted on a solid wood base, this incredibly detailed Spinosaurus dinosaur skeleton model is hand-painted with an acrylic resin for a natural and long-lasting finish. A solid brass plaque engraved with the Spinosaurus name accents the elegant red-mahogany-finished base. S...Call for more details

\$500.00

ITEM: 642

30.75 INCHES LONG X 12.5 INCHES HIGH 1/20
POLY RESIN



Starfish (Class Asteroidea)

Starfish (Class Asteroidea) Jurassic Age, Germany Starfish belong to a phylum of invertebrates known as Echinodermata. Echinoderms (Latin for "spiny skin") are named for their porous armor of calcite plates. Primitive Echinoderms first appeared in the fossil record 570 million years ago in the Lower Cambrian Period. Other Echinoderms include sea urchins, sand dollars,...Call for more details

\$25.00

ITEM: 488

6 X 6 X 1 INCH
RESIN



Stegoceras, skull (Pachycephalosaurus)

Pronounced STEG-oh-CEER-us, Stegoceras (meaning "roofed horn") was a bipedal, herbivorous, dome-headed, plant-eating dinosaur from the late Cretaceous period, about 76-65 million years ago. This pachycephalosuar was about 7 ft (2 m) long and lived in what is now Alberta, Canada. The type species is P. validum. Stegoceras was named by paleontologist L. Lambe in 1902. It had long been...Call for more details

\$135.00

ITEM: 3791

8" LONG, 6" HIGH, 5" WIDE
SOLID RESIN



Stegoceras, skull & jaws (Pachycephalosaurus)

Pronounced STEG-oh-CEER-us, Stegoceras (meaning "roofed horn") was a bipedal, herbivorous, dome-headed, plant-eating dinosaur from the late Cretaceous period, about 76-65 million years ago. This pachycephalosuar was about 7 ft (2 m) long and lived in what is now Alberta, Canada. The type species is P. validum. Stegoceras was named by paleontologist L. Lambe in 1902. It had long been...Call for more details

\$135.00

ITEM: 731

8" LONG, 6" HIGH, 5" WIDE
SOLID RESIN



Stegoceras, skull dome (Pachycephalosaurus)

This specimen is the dome made of very thick bone from the head of Stegoceras. It is removable from its base for study. 4 inches long 3 inches wide 2.25 inches thick 7x6 inch matrix Pronounced STEG-oh-CEER-us, Stegoceras (meaning "roofed horn") was a bipedal, herbivorous, dome-headed, plant-eating dinosaur from the late Cretaceous period, about 76...Call for more details

\$42.00

ITEM: 3363

4" LONG 2.25" THICK 3" WIDE
SOLID RESIN



Stegodon airawana Baby 1st Lower Molar

Stegodon airawana Baby 1st Lower Molar Alas-Tuwa, Trini, Java Stegodon are one of the largest of extinct elephants' species (Proboscidean) with adults being 13 feet high at the shoulder, 26 feet long, not including 10 foot long nearly straight tusks. The genus Stegodon, (from Greek stegos: meaning roof, and odon: meaning tooth, referring to the step ridges on the molar...Call for more details

\$39.00

ITEM: 3947

5 X 3.5 X 2.75 INCHES
SOLID RESIN



Stegodon huanghoensis, palate & teeth

Stegodon are one of the largest of extinct elephants species (Proboscidean) with adults being 13 feet high at the shoulder, 26 feet long, not including 10 foot long nearly straight tusks. The genus Stegodon, (from Greek stegos: meaning roof, and odon: meaning tooth, referring to the step ridges on the molar tooth) has its origins in the late Miocene of Asia and belongs to the family Stegodontidae...Call for more details

\$1,000.00

ITEM: 2946

AUTHENTIC FOSSIL



Stegodon huanghoensis, skeleton replica rental

THIS SKELETON IS FOR RENT ONLY. CONTACT US FOR DETAILS eraygarton@gmail.com Stegodon are one of the largest of extinct elephants species (Proboscidean) with adults being 13 feet high at the shoulder, 26 feet long, not including 10 foot long nearly straight tusks. The genus Stegodon, (from Greek stegos: meaning roof, and odon: meaning tooth, referring to the step ridge...Call for more details

\$CALL

ITEM: 931

25 FEET LONG, 12 FEET HIGH
FIBERGLASS



Stegodon trigonocephalus, brain endocast

This is a brain endocast of Stegodon. An endocast or endocranial cast is a cast made of the mold formed by the impression the brain makes on the inside of the neurocranium (braincase), providing a replica of the brain with most of the details of its outer surface. Endocasts can also form naturally, when sediments fill the empty skull, after which the skull is destroyed and the cast fossilized. Sci...Call for more details

\$300.00

ITEM: 1023

10X10X8 INCHES
RESIN



Stegosaurus & Allosaurus, Dinosaur Poster

Digitally Created Poster on 100 pound coated paper 18x24 inches.

\$15.00

ITEM: 812

18X24 INCHES
100 POUND COATED PAPER



Stegosaurus 16 foot life size model RENTAL

CLICK PHOTO TO ENLARGE Named Stegosaurus, or "roof lizard" for it's large, flat dorsal plates, this herbivorous dinosaur is a classic favorite.

Scientists debate the purpose of those trademark plates, but many suggest they were used to regulate heat. Filled with blood vessels, the plates could quickly warm the big plant-eater when faced towards the sun. Stegosaurus wa...Call for more details

\$CALL

ITEM: 2951

16X3.5X7 FEET
MOLDED FIBERGLAS



Stegosaurus Baby Model 4 feet long

This Late Jurassic Period armored beast is one of the most recognizable dinosaurs due to its distinctive tail spikes (thagomizer) and defensive spine plates! Realistically sculpted with a rounded back and kite-shaped plates. Differing views state that the massive spine plates were used to regulate the dinosaur's body temperature or were a sexual characteristic for the species propagation. Our scal...Call for more details

\$750.00

ITEM: 3373

49.5W X 13D X 24H INCHES
FIBERGLASS



Stegosaurus Dorsal Plate

Named Stegosaurus, or "roof lizard" for it's large, flat dorsal plates, this herbivorous dinosaur is a classic favorite. Scientists debate the purpose of those trademark plates, but many suggest they were used to regulate heat. Filled with blood vessels, the plates could quickly warm the big plant-eater when faced towards the sun. Stegosaurus sp. Late Jurassic (150 m.y.a.)

\$50.00

ITEM: 127

14" X 8"

RESIN CAST



Stegosaurus medium dorsal plate

A small Stegosaurus Dorsal Plate with base, 18.5" high. Age: Late Jurassic, 149 Million Years Location: Mesa County, Western Colorado Formation: Morrison

\$300.00

ITEM: 1487

18.75" HIGH X 15" WIDE

RESIN



Stegosaurus skull

Named Stegosaurus, or "roof lizard" for it's large, flat dorsal plates, this herbivorous dinosaur is a classic favorite. Scientists debate the purpose of those trademark plates, but many suggest they were used to regulate heat. Filled with blood vessels, the plates could quickly warm the big plant-eater when faced towards the sun. The original fossil skull was found in the Cleveland...Call for more details

\$250.00

ITEM: 748

17" LONG, 7" WIDE, 7" HIGH

RESIN



Stegosaurus Tail Spike

While Stegosaurus plates may have regulated the beast's body heat, it's the tail spikes that got all the action. One swat with the lizards giant tail and these big amour-piercing spikes would quickly deter a would-be attacker. Stegosaurus sp. Late Jurassic (150 m.y.a.) Morrison Formation Cleveland-Lloyd Quarry, Utah

\$50.00

ITEM: 128

20" LONG

RESIN CAST



Stegosaurus tail spike

Pronounced (STEG-oh-SAWR-us) meaning "roof lizard") Stegosaurus was a plant-eating ornithischian dinosaur that had armored plates along its back and tail spikes. It lived during the late Jurassic Period, about 156-140 million years ago. This is the longest tail spike replica available on the web.

\$167.00

ITEM: 640

33 INCHES LONG

RESIN



Stegosaurus, large dorsal plate

Large Stegosaurus Plate with base. Age: Late Jurassic, 149 MYA location: Mesa County, Western Colorado Formation: Morrison

\$435.00

ITEM: 1486

23.75 INCHES HIGH

RESIN



Stenophlebia aequalis, dragonfly, insect

This specimen is from the late Jurassic of the famed Solenhofen "lithographic" limestone of Bavaria, Germany from about 135 million years ago during the Jurassic period. The original specimen is in the Birmingham University Museum.

\$30.00

ITEM: 2447

5.5 X 4.5 WITH 3 5/8" WINGSPAN

RESIN



Stenopterygius quadricissus, Ichthyosaur skull

Stenopterygius quadricissus is an extinct genus of ichthyosaur from the Early to Middle Jurassic from Europe. Maximum length was 4 m. The habits of Stenopterygius were similar to those of present-day dolphins. It spent most of its life in the open sea, where it hunted fish, cephalopods and other animals. Ichthyosaur infants were born tail-first, to prevent them from drowning before fully clearing...Call for more details

\$47.00

ITEM: 1622

17.5X6 INCHES

RESIN



Stenopterygius quadricissus, Ichthyosaur skull & Bones

Stenopterygius quadricissus is an extinct genus of ichthyosaur from the Early to Middle Jurassic from Europe. Maximum length was 4 m. The habits of Stenopterygius were similar to those of present-day dolphins. It spent most of its life in the open sea, where it hunted fish, cephalopods and other animals. Ichthyosaur infants were born tail-first, to prevent them from drowning before fully clearing...Call for more details

\$45.00

ITEM: 2089

17.5X6 INCHES

RESIN



Stenosaurus bollensis, crocodile

Stenosaurus was a marine crocodile from the world-renown late Jurassic, black, oil-bearing shale or slate at Holzmaden, Germany. In the area around Holzmaden, slate was quarried for hundreds of years and is still quarried today up to 38 feet in depth. The slate is mainly used for floor slabs and table tops. Thousands of highly remarkable fossils have been found in the quarrie...Call for more details

\$350.00

ITEM: 994

51X22 INCHES

RESIN & FIBERGLASS



Struthiomimus Hand Claw

The original claw was found in the upper Cretaceous (66 million year) Hell Creek Formation of Harding County, SD. Struthiomimus (meaning "ostrich mimic", is a genus of ornithomimid dinosaurs from the late Cretaceous of North America. Ornithomimids were long-legged, bipedal, ostrich-like dinosaurs with toothless beaks. The type species, Struthiomimus altus, is one of the more common small dinosaurs...Call for more details

\$21.00

ITEM: 3945

5.75 INCHES AROUND THE CURVE

RESIN



Struthiomimus, skull

Struthiomimus (meaning "ostrich mimic", is a genus of ornithomimid dinosaurs from the late Cretaceous of North America. Ornithomimids were long-legged, bipedal, ostrich-like dinosaurs with toothless beaks. The type species, Struthiomimus altus, is one of the more common small dinosaurs found in Dinosaur Provincial Park in Alberta, Canada. Its abundance suggests that these animals were herbivores o...Call for more details

\$CALL

ITEM: 3205

11.5 L X 4.5 W X 6.5 H INCHES

RESIN



Stylemys nebrascensis (fossil tortoise/turtle)

Oligocene Age White River Formation Wyoming Stylemys was a dry land tortoise found in the Oreodont beds (Middle Oligocene) of the White River badlands of South Dakota and northwestern Nebraska. They are also quite common in the late Eocene and early Oligocene White River badlands of eastern Wyoming. Stylemys was first described in 1851 by Dr. Joseph Leidy. It is the ea...Call for more details

\$250.00

ITEM: 929

22 X 16 X 10 INCHES

RESIN/FIBERGLAS



Stylemys nebrascensis, Tortoise/Turtle

The tortoises of the Badlands are one of the most abundant, and are certainly among the most fascinating vertebrates from the Brule Formation. Joseph Leidy, in 1852, described Stylemys nebrascensis from several specimens collected by John Evans of the U.S. Geological Corp in an expedition to the Territory in 1849. Stylemys nebrascensis was the first fossil turtle described from North America. Spec...Call for more details

\$120.00

ITEM: 978

5.5" L, 3.5" H, 2.75" W

RESIN



Stylemys nebrascensis, Tortoise/Turtle

The tortoises of the Badlands are one of the most abundant, and are certainly among the most fascinating vertebrates from the Brule Formation. Joseph Leidy, in 1852, described Stylemys nebrascensis from several specimens collected by John Evans of the U.S. Geological Corp in an expedition to the Territory in 1849. Stylemys nebrascensis was the first fossil turtle described from North America. Spec...Call for more details

\$25.00

ITEM: 3057

5 X 4 X 2 INCHES

RESIN



Stylemys nebrascensis, turtle

Stylemys (which means "pillar mouse") nebrascensis was the first fossil genus of dry land tortoise, which belonged to the order Testudines, to be discovered in the United States. It was first described by Dr. Joseph Leidy in 1851. Stylemys was common in the prehistoric Badlands of South Dakota and Nebraska. They lived in the temperate to subtropical areas of North America, Asia and Europe. ...Call for more details

\$310.00

ITEM: 3194

7-3/4" X 9-3/4" X 4-3/4"

HIGH-DENSITY POLY-URETHANE



Styracosaurus Model

Styracosaurus 1/25 Scale Polyresin Model.

\$69.00

ITEM: 624

9.6 IN. LONG X 4.5 IN. HIGH
POLYRESIN MODEL



Styxosaurus snowii, Elasmosaur Skull

Styxosaurus was an elasmosaur, a long-necked variety of the marine reptiles called plesiosaurs. These sea monsters grew upwards of 40 feet (12 meters) long. About half that length was neck, a feature that allowed Styxosaurus to sneak up on schools of fish as it slowly cruised the shallow waters of the Late Cretaceous seas. The long, pointed teeth of Styxosaurus were useful for seizi...Call for more details

\$215.00

ITEM: 745

17X7X7 INCHES
RESIN



Supersaurus, Scapula

Supersaurus (meaning "super lizard") is a genus of diplodocid sauropod dinosaur that lived in North America during the Late Jurassic period. The type species, *S. vivianae*, was first discovered by Vivian Jones of Delta, Colorado, in the middle Morrison Formation of Colorado in 1972. The fossil remains came from the Brushy Basin Member of the formation, dating to about 153 million years ago during t...Call for more details

\$3,900.00

ITEM: 375

8 FEET LONG X 3 FEET WIDE
RESIN & FIBERGLAS, HOLLOW



Suskityrannus hazelaeskeleton skeleton

A new discover. Mid Cretaceous, 90 MYA, Moreno Hill Formation of Catron County, New Mexico Measurements: 7.5 feet long Specimen: Mesa Southwest Museum.

\$CALL

ITEM: 1771

7.5 FEET LONG
RESIN



Syphocrinites elegans, crinoid

Crinoids, commonly referred to as sea lilies, are ocean dwelling creatures that live their lives attached to the sea floor. They are composed of three main body parts: the arms that filter food particles out of the water, the head (or calyx) which houses the internal organs and mouth parts, and the stem which attaches to the sea floor by a root system called a hold fast. Crinoids are animals in sp...Call for more details

\$149.00

ITEM: 1899

14-3/8" X 11" X 1-1/4"

POLYRISIN



T. rex Skull 1:9 Scale

T. rex needs no introduction. And he needed none 65 million years ago either. A bone-crushing ambush by this seven-ton reptile from Hades was plain enough declaration that the tyrant-lizard king had arrived. Specs: Tyrannosaurus rex. Late Cretaceous (70 m.y.a.). North America

\$237.00

ITEM: 51

19 CM (7.48 INCHES) LONG

RESIN CAST



Tarbosaurus bataar, foot

Scientific Name: Tarbosaurus bataar, foot. Location: Mongolia Formation: Nemegt. Age: Late Cretaceous, 71 MYA. Left foot with base (pictured), 23.5 inches high.

\$1,000.00

ITEM: 1852

23.5 INCHES LONG

RESIN



Tarbosaurus bataar, juvenile skeleton replica rental

THIS SKELETON IS FOR RENT ONLY. CONTACT US FOR DETAILS
eraygarton@gmail.com Tarbosaurus Skeleton, with base. Scientific Name: Tarbosaurus bataar Location: Mongolia Tarbosaurus meaning ("alarming lizard") is a genus of tyrannosaurid theropod dinosaur that flourished in Asia about 70 million years ago, at the end of the Late C...Call for more details

\$CALL

ITEM: 2143

26' X 9' X 4.5'

RESIN



Tarbosaurus bataar, juvenile skull replica

Tarbosaurus Skull. Scientific Name: Tarbosaurus bataar Location: Mongolia
 Tarbosaurus meaning ("alarming lizard") is a genus of tyrannosaurid theropod dinosaur that flourished in Asia about 70 million years ago, at the end of the Late Cretaceous Period. Fossils have been recovered in Mongolia, with more fragmentary remains found further afield in parts ...Call for more details

\$4,000.00

ITEM: 2239

RESIN



Tarbosaurus bataar, skull

Tarbosaurus Skull, large with base. Scientific Name: Tarbosaurus bataar
 Location: Mongolia Formation: Nemegt Age: Late Cretaceous, 71 MYA

\$CALL

ITEM: 1863

37 INCHES LONG

RESIN



Tarbosaurus, brain endocast

This is a brain endocast of Tarbosaurus. An endocast or endocranial cast is a cast made of the mold formed by the impression the brain makes on the inside of the neurocranium (braincase), providing a replica of the brain with most of the details of its outer surface. Endocasts can also form naturally, when sediments fill the empty skull, after which the skull is destroyed and the cast fossilized. ...Call for more details

\$24.00

ITEM: 3016

7.5 INCHES

RESIN



Tarbosaurus, dinosaur egg the Asian Trex

TARBOSAURUS (pronounced TAR-bow-SAWR-us) Tyrannosaurus bataar is also sometimes called the Asian Trex and is somewhat smaller than its North American cousin. T. bataar was about 30 to 40 feet long and weighed 4 to 5 tons. T. efremovi was about 23 to 26 feet long and weighed 2 to 3 tons. Both adult and juvenile skeletons have been found. It was named by Maleev in 1955...Call for more details

\$60.00

ITEM: 3774

16" LONG X 6.5" WIDE X 3.5" H

RESIN (HOLLOW)



Tarbosaurus, dinosaur eggs the Asian Trex

TARBOSAURUS (pronounced TAR-bow-SAWR-us) Tarbosaurus is an invalid name for Tyrannosaurus bataar or T. efremovi. Tarbosaurus is also sometimes called the Asian Trex and is somewhat smaller than its North American cousin. T. bataar was about 30 to 40 feet long and weighed 4 to 5 tons. T. efremovi was about 23 to 26 feet long and weighed 2 to 3 tons. Both adult and juvenile skeletons have been found. Call for more details

\$102.00

ITEM: 433

16" LONG X 11.5" WIDE X 3.5" H
RESIN (HOLLOW)



Tarbosaurus, skull

Tarbosaurus Skull, large with base. Scientific Name: Tarbosaurus Location: Mongolia Tarbosaurus meaning ("alarming lizard") is a genus of tyrannosaurid theropod dinosaur that flourished in Asia about 70 million years ago, at the end of the Late Cretaceous Period. Fossils have been recovered in Mongolia, with more fragmentary remains found further afield. Call for more details

\$CALL

ITEM: 1651

44" LONG X 24" WIDE X 27" HIGH
RESIN



Tarbosaurus, the Asian Trex 2 Tooth Set

TARBOSAURUS the Asian Trex 2 Tooth Set (pronounced TAR-bow-SAWR-us) Tarbosaurus is an invalid name for Tyrannosaurus bataar or T. efremovi. Tarbosaurus is also sometimes called the Asian Trex and is somewhat smaller than its North American cousin. T. bataar was about 30 to 40 feet long and weighed 4 to 5 tons. T. efremovi was about 23 to 26 feet long and weighed 2 to 3 tons. Both adult and ...Call for more details

\$18.00

ITEM: 729

3.5 & 3 1/8 INCHES
RESIN



Tee-Rex Golf Putting Cup

Limited Edition Collector's Item Tee-Rex Golf Putting Cup, Only 50 Made.

These unique ceramic putting cups were made by The Pottery Place in Charleston, WV and are available exclusively from Trex Mini Golf and Trex Science Center. They are 4.75 inches wide by 5.26 inches long. They would make a great gift. Only \$12 at Trex Mini Golf or \$15.90 by mail. ...Call for more details

\$12.00

ITEM: 3649

4.75 X 5.25 INCHES
CERAMIC



Tektite, Glass From Space In Acrylic Display Case

This is a true example of an authentic Tektite, Glass from Space. Your specimen may be slightly smaller or larger. Your authentic specimen comes in a 3 x 2 x 3/4-inch acrylic display case with a detailed description of your specimen. If you are not completely satisfied with your specimen you can return it for a full refund minus the shipping charges. Tektite Glass From Space...Call for more details

\$10.00

ITEM: 568

ABOUT 1 INCH

AUTHENTIC SPACE GLASS



Teleosaurus mandelslohi, crocodile

Crocodile Full Skeleton On Slab from the Jurassic of Holzmaden, Germany. Teleosaurus was a marine crocodile from the world-renown late Jurassic, black, oil-bearing shale or slate at Holzmaden, Germany. In the area around Holzmaden, slate was quarried for hundreds of years and is still quarried today up to 38 feet in depth. The slate is mainly used for floor slabs and table t...Call for more details

\$1,600.00

ITEM: 510

72X30 INCHES

RESIN/FIBERGLASS



Terataspis grandis (giant trilobite)

Age: Middle Devonian Location: Erie County, New York Formation: Williamsville Quarry, Onadaga Limestone This species of trilobite has been known by Paleontologists and collectors alike for many years. There has never been a complete specimen found. However many segments of this trilobite have been found and based on those fossils a reconstruction as you see here has be...Call for more details

\$325.00

ITEM: 693

27 X 17.5 INCHES

RESIN & FIBERGLASS



Teratophoneus curriei, Jevenile Tyrannosaur Skull

Scientific Name: Teratophoneus curriei, juvenial Tyrannosaur skull. Location: SE Utah USA Formation: Kaiparowits Age: 72 MYA, Cretaceous 25"L x 16" T x 10.5"W Specimen: Utah Museum of Natural History

\$CALL

ITEM: 1864

25"L X 16" T X 10.5"W

RESIN



The Original Bag of Poo! Novelty Black Cherry Cotton Candy G...

THE ORIGINAL BAG OF POO Black Cherry Cotton Candy THE PERFECT ORIGINAL BAG OF POO GAG GIFT FOR ANYONE WHO NEEDS A LITTLE POO! Great for a silly prank or just weird stuff that is funny. Yum, get some! Have fun, give some silly poo pranks too! TRY ALL OF THE ORIGINAL BAG OF POO PRODUCTS: Original Poo, Sasquatch Poo, Dinosaur Poo, Sloth, Sasquatch Poo, and more! The poo ...Call for more details

\$9.99

ITEM: 4021

9.5 X 6 X 2 INCH PACKAGE
SEALED COTTON CANDY



THE ORIGINAL BAGS OF POO All 4 Kinds---Bigfoot Sasquatch, Sl...

THE ORIGINAL BAGS OF POO All 4 Kinds---Bigfoot Sasquatch, Sloth, Original, Dinosaur THE PERFECT BAG OF POO GAG GIFT FOR ANYONE WHO NEEDS A LITTLE POO! Great for a silly prank or just weird stuff that is funny. Yum, get some! Have fun, give some silly poo pranks too! TRY ALL OF THE ORIGINAL BAG OF POO PRODUCTS: Original Poo, Sasquatch Poo, Dinosaur Poo, Sloth, Sasquatch...Call for more details

\$30.00

ITEM: 4078

9.5 X 6 X 2 INCH PACKAGE
SEALED COTTON CANDY



The Plaster Jacket Authentic Dinosaur Bone Dig

The Plaster Jacket Inside this Plaster "Field"™ Jacket is an authentic piece of 66 million year old dinosaur bone from the Cretaceous Period of South Dakota. The Plaster Jacket is how delicate dinosaur bones and fossils have been protected and removed from the field for over 150 years. Simply put, a plaster jacket is placed on dinosaur bones and fossils just like a cast is put on a broke...Call for more details

\$16.00

ITEM: 4000

2-4 INCHES
AUTHENTIC DINOSAUR BONE DIG



The Xfish, Xiphactinus audax, Authentic Vertebra

This specimen was found in the Cretaceous Age Niobrara Formation, Smoky Hill Chalk, Grove County, Kansas. This specimen has been compressed from its original round shape by the fossilization process. Xiphactinus audax (from Latin and Greek for "audacious sword-ray") was a large, 15 to 20 foot long predatory bony fish that lived in the Niobraran Sea, in what is now North Amer...Call for more details

\$20.00

ITEM: 3723

2.25 X 1 INCHES
AUTHENTIC FOSSIL



The Xfish, *Xiphactinus audax*, Authentic Vertebra

This specimen was found in the Cretaceous Age Niobrara Formation, Smoky Hill Chalk, Grove County, Kansas. This specimen has been compressed from its original round shape by the fossilization process. *Xiphactinus audax* (from Latin and Greek for "audacious sword-ray") was a large, 15 to 20 foot long predatory bony fish that lived in the Niobraran Sea, in what is now North Amer...Call for more details

\$20.00

ITEM: 3724

2 X 1.25 INCHES

AUTHENTIC FOSSIL



The Xfish, *Xiphactinus audax*, Authentic Vertebra

This specimen was found in the Cretaceous Age Niobrara Formation, Smoky Hill Chalk, Grove County, Kansas. This specimen has been slightly compressed from its original round shape by the fossilization process. *Xiphactinus audax* (from Latin and Greek for "audacious sword-ray") was a large, 15 to 20 foot long predatory bony fish that lived in the Niobraran Sea, in what is now N...Call for more details

\$20.00

ITEM: 3726

1.75 X 1.125 INCHES

AUTHENTIC FOSSIL



Therizinosaur Dinosaur Egg Nest With 12 Eggs

Real dinosaur eggs are becoming harder and harder to find at any price due to the governmental export crackdown of fossils from several countries. Our replica dinosaur eggs are cast from original specimens and have the look and feel of real eggs. Real eggs of this quality are hundreds of dollars for each egg in the nest. Scientists, you and I can enjoy and learn just as much from t...Call for more details

\$310.00

ITEM: 874

16X7 INCHES

RESIN



Therizinosaurus Claw, reconstruction

Therizinosaurus is a genus of very large theropod dinosaurs. Therizinosaurus comprises the single species *T. cheloniformis*, which lived in the late Cretaceous Period (early Maastrichtian stage, around 70 million years ago), and was one of the last and largest representatives of its unique group, the Therizinosaoria. Fossils of this species were first discovered in Mongolia and were originally thou...Call for more details

\$35.00

ITEM: 106

23" LONG CLAW

RESIN CAST (RECONSTRUCTION)



Theropod (dinosaur) Bird Track, negative

The study of fossilized footprints, Ichnology, has become an important branch of paleontology. Footprints are trace fossils. They are considered trace fossils because they contain no fossil material, only the impressions left by the animal which made them. It is often difficult to determine with certainty which animal made a given print and therefore they are usually attributed to a group rather t...Call for more details

\$199.00

ITEM: 2241

18-1/2" X 7" X 2"

POLYRESIN



Theropod (dinosaur) Bird Track, positive

The study of fossilized footprints, Ichnology, has become an important branch of paleontology. Footprints are trace fossils. They are considered trace fossils because they contain no fossil material, only the impressions left by the animal which made them. It is often difficult to determine with certainty which animal made a given print and therefore they are usually attributed to a group rather t...Call for more details

\$199.00

ITEM: 2240

18-1/2" X 7" X 2"

POLYRESIN



Theropod Dinosaur Egg Nest With 12 Eggs

Real dinosaur eggs are becoming harder and harder to find at any price due to the governmental export crackdown of fossils from several countries. Our replica dinosaur eggs are cast from original specimens and have the look and feel of real eggs. Real eggs of this quality are hundreds of dollars for each egg in the nest. Scientists, you and I can enjoy and learn just as much from t...Call for more details

\$500.00

ITEM: 875

21X21 INCHES

RESIN



Theropod Dinosaur Egg Nest With 2 Eggs

Real dinosaur eggs are becoming harder and harder to find at any price due to the governmental export crackdown of fossils from several countries. Our replica dinosaur eggs are cast from original specimens and have the look and feel of real eggs. Real eggs of this quality are hundreds of dollars for each egg in the nest. Scientists, you and I can enjoy and learn just as much from t...Call for more details

\$335.00

ITEM: 873

14X20 INCHES

RESIN



Theropod Dinosaur Track

A large meat-eating dinosaur track from the Jurassic Period.

\$199.00

ITEM: 267

11.75 X 9.5 IN.

RESIN CAST



Theropod Egg Nest with 12 eggs

Theropod Egg Nest, 12 eggs, 21 x 21 inches. Location: China Age: Late Cretaceous, 83 MYA

\$400.00

ITEM: 1808

21 X 21 INCHES

RESIN



Thescelosaurus, claw

Thescelosaurus (pronounced THES-ke-loh-SAWR-us) (meaning "Marvelous lizard") was a bipedal, plant-eating dinosaur whose fossilized, four-chambered heart was found, perhaps indicating that it was warm-blooded. It dates from the late Cretaceous period, about 77 to 65 million years ago. It had a small head, a bulky body, a long, pointed tail and short arms. It was a thescelosaurid or hypsilophodontid...Call for more details

\$12.00

ITEM: 726

1.75 INCHES

RESIN



Thescelosaurus, dinosaur skull

Thescelosaurus (pronounced THES-ke-loh-SAWR-us) (meaning "Marvelous lizard") was a bipedal, plant-eating dinosaur whose fossilized, four-chambered heart was found, perhaps indicating that it was warm-blooded. It dates from the late Cretaceous period, about 77 to 65 million years ago. It had a small head, a bulky body, a long, pointed tail and short arms. It was a thescelosaurid or hypsilophodontid...Call for more details

\$117.00

ITEM: 1203

7X4X4 INCHES

RESIN



Three Crinoid Species

Actinocrinites, Macrocrinus, and Halysicrinus crinoids of Mississippian age.

\$225.00

ITEM: 256

15.25 X 9 X 2 IN.

RESIN



Three Phacops Trilobites

Large eyes. Eyes that wrapped around to a point that Phacops could see almost 360 degrees. Eyes composed of uniquely rounded lenses instead of the standard trilobite hexagonal shape. Eyes that were and are Phacops' most distinguishing aspect. Because of these unique optical features, this most popular of trilobites could easily traverse the shallow Devonian seas that were it's home...Call for more details

\$66.00

ITEM: 44

8.5" X 10"

RESIN



Thrinaxodon, cynodont (therapsid)

Thrinaxodon (pronounced thrin-AX-ah-DON) was a cat-sized cynodont, an ancestor of the mammals, but not a mammal itself. Thrinaxodon was not a dinosaur. This therapsid lived during the late Triassic period, roughly 240 million years ago. Small holes in the snout bones suggest that it may have had whiskers, a mammalian characteristic. Its teeth were also similar to those of mammals. The skull was ab...Call for more details

\$90.00

ITEM: 1200

9.75 X 4.5 INCHES

RESIN



Thrinaxodon, cynodont, sculpture

Thrinaxodon (pronounced thrin-AX-ah-DON) was a cat-sized cynodont, an ancestor of the mammals, but not a mammal itself. Thrinaxodon was not a dinosaur. This therapsid lived during the late Triassic period, roughly 240 million years ago. Small holes in the snout bones suggest that it may have had whiskers, a mammalian characteristic. Its teeth were also similar to those of mammals. The skull was ab...Call for more details

\$35.00

ITEM: 3311

5.5X5" ON 8.5X7 MATRIX

RESIN



Tiktaalik Skull Transitional Form Bony Fish to Tetrapods

Tiktaalik Transitional Form from Bony Fish to Tetrapods Devonian About 375 MYA Tiktaalik is a monospecific genus of extinct sarcopterygian (lobe-finned fish) from the Late Devonian Period, about 375 Mya (million years ago), having many features akin to those of tetrapods (four-legged animals). Tiktaalik is estimated to have had a total length of 1.25â€”2.75 metres (4.1â€”8.7 feet). Call for more details

\$85.00

ITEM: 4030

9" LONG, 7"WIDE, 2" THICK
RESIN



Tinker the Juvenile Tyrannosaurus rex Complete Track

This is the sculpture of a juvenile T rex track. The track is 29 inches long and 25 inches wide. It is a sculpture by Michael Ryba. Item 2991 is the replica T rex foot that fits into the track. Also available as a combination as item number 2989. The orange bars are 10 centimeters for scale.

\$200.00

ITEM: 2992

SEE DESCRIPTION
HOLLOW RESIN & FIBERGLAS



Tinker the Juvenile Tyrannosaurus rex Right Hand & Arm

The hand and arm of Tinker are about the same size as an adult human. Despite their tiny size compared to the overall size of T rex the arms are believed to have been very strong but with very limited range of motion. It is estimated that those tiny arms could still curl over 400 pounds. This specimen consists of the complete hand, ulna, radius and humerus. It makes the ultimate back scratcher....Call for more details

\$150.00

ITEM: 3568

20" (27" AROUND CURVE) 4.5"
SOLID RESIN



Tinker the Juvenile Tyrannosaurus rex skeleton replica, juve...

Description Paleontologist Dr. Robert T. Bakker stated the following: Tinker is one of the most scientifically significant and most exciting T rex skeletons ever found, and one of the most important dinosaur specimens from any age and any locale. Tinker is the very first most complete skeletons of a T rex youngster, an individual only one-fourth adult weight. Here, for the first time,...Call for more details

\$45,000.00

ITEM: 2323

30 FEET LONG
RESIN



Tinker the Juvenile Tyrannosaurus rex, arms

Description Paleontologist Dr. Robert T. Bakker stated the following: "Tinker" is one of the most scientifically significant and most exciting T.rex skeletons ever found, and one of the most important dinosaur specimens from any age and any locale. Tinker is the very first most complete skeletons of a T.rex youngster, an individual only one-fourth adult weight. Here, for the f...Call for more details

\$2,250.00

ITEM: 2144

SEE DESCRIPTION
RESIN



Tinker the Juvenile Tyrannosaurus rex, skull

Description Paleontologist Dr. Robert T. Bakker stated the following: "Tinker" is one of the most scientifically significant and most exciting T.rex skeletons ever found, and one of the most important dinosaur specimens from any age and any locale. Tinker is the very first most complete skeletons of a T.rex youngster, an individual only one-fourth adult weight." Here, for the first t...Call for more details

\$6,500.00

ITEM: 2199

37.5" L X 24" H X 23" WIDE
RESIN



Tinker the Juvenile Tyrannosaurus rex, tooth

This is a direct cast replica of a juvenile tooth. It is 7 inches long with clear serrations. The last photo shows the original tooth beside this replica. Paleontologist Dr. Robert T. Bakker stated the following: "Tinker" is one of the most scientifically significant and most exciting T.rex skeletons ever found, and one of the most important dinosaur specimens from any age and any l...Call for more details

\$20.00

ITEM: 2109

7 INCHES LONG
RESIN



Tinker the Juvenile Tyrannosaurus rex, Tooth

Description This is a very nice replica Trex tooth from the specimen knows as Tinker, a juvenile. Paleontologist Dr. Robert T. Bakker stated the following: "Tinker is one of the most scientifically significant and most exciting T.rex skeletons ever found, and one of the most important dinosaur specimens from any age and any locale. Tinker is the very first most comple...Call for more details

\$20.00

ITEM: 2601

5.75 INCHES LONG
SOLID RESIN



Tinker the Juvenile Tyrannosaurus rex, Tooth

Description This is a very nicely serrated replica T rex tooth from the specimen known as Tinker, a juvenile. Paleontologist Dr. Robert T. Bakker stated the following: "Tinker is one of the most scientifically significant and most exciting T.rex skeletons ever found, and one of the most important dinosaur specimens from any age and any locale. Tinker is the very first...Call for more details

\$20.00

ITEM: 2602

7.5 INCHES LONG
SOLID RESIN



Titanoboa cerrejonensis Vertebra Reconstruction

This Titanoboa vertebra is a reconstruction based on an enlarged Anaconda vertebra. It was 3D scanned, printed then molded. Titanoboa cerrejonensis is an extinct genus of giant boid (that includes all boas and anacondas) snake that lived during the middle and late Paleocene Epoch, 66 million to 56 million years ago. Titanoboa was first discovered in the early 2000s by the Smithsonian...Call for more details

\$36.00

ITEM: 4003

3.25L X 4W X 4.25H INCHES
SOLID RESIN



Titanotheres, left lower jaw and teeth

The Titanotheres (also known as brontotheres) are an extinct family of large, rhinoceros-like mammals that were ancestors of the horse, rhinoceros, and tapir. Titanotheres had horn-like structures on their snout; bony knobs protruded from their skull and were covered with thick skin. Males had larger knobs than females. These herbivores ate soft forest vegetation and were up to 8 feet (2.5 m) tall at...Call for more details

\$120.00

ITEM: 2273

26X5X3 INCHES
RESIN



Titanotheres, teeth and jaw

The Titanotheres (also known as brontotheres) are an extinct family of large, rhinoceros-like mammals that were ancestors of the horse, rhinoceros, and tapir. Titanotheres had horn-like structures on their snout; bony knobs protruded from their skull and were covered with thick skin. Males had larger knobs than females. These herbivores ate soft forest vegetation and were up to 8 feet (2.5 m) tall at...Call for more details

\$80.00

ITEM: 2274

8X4X3 INCHES
RESIN



Toxaceratiode (ammonites) (SOLD OUT)

These Cretaceous Ammonites are from the Doncaster Formation, Walsh River, Queensland, Australia

\$8.00

ITEM: 863

2.75X2.3 INCHES MATRIX SIZE
RESIN



Traumatocrinus hsuixi, crinoid

Traumatocrinus hsuixi, crinoid Crinoids are assigned to the phylum Echinodermata, a group of radially symmetrical marine animals, such as the starfish, sea urchins, and brittle stars. Crinoids are commonly referred to as "sea lilies. This plate shows three Traumatocrinus hsuixi from the Triassic, an unusual period for crinoids. There are very few Triassic crinoid localities in the world. T...Call for more details

\$150.00

ITEM: 1896

30 X 23 X 1 INCH
RESIN



Triarthrus eatoni, trilobite reconstruction

C.E. Beecher's 1893 reconstruction of Triarthrus eatoni based on fossils from his Trilobite Bed showing appendages. Beecher's Trilobite Bed Pyritized trilobites have been known from the famous Beecher's Trilobite Bed in New York State for over a century. The bed was discovered by amateur fossil collector William S. Valiant in 1892, but is named after Charles Emerson B...Call for more details

\$20.00

ITEM: 1059

5.5 X 5.5 INCH MATRIX
SOLID RESIN



Triceratops Baby Hatchling Egg Sculpture

Practically dino-sized at birth, this baby Triceratops dinosaur hatchling emerges from its egg at 8"Wx5"Dx5.5"H and about 2 lbs. Triceratops used its horns to charge predators, such as the T. Rex. Cast in quality designer resin and hand painted in naturalistic hues one prehistoric dinosaur egg at a time, our baby beasts are perfect hatching in the garden or given as an egg-ceptional...Call for more details

\$30.00

ITEM: 4022

8 W X 5 D 5.5 H INCHES
RESIN, HOLLOW



Triceratops Baby Model nearly 3 feet long

This Cretaceous giant with a "three-horned face" has a head so large that it takes up a third of its entire body! Realistically sculpted with three horns and backward-pointing shield-like frill, our prehistoric replica dinosaur statue is cast in quality designer resin, reinforced with fiberglass for strength and hand-painted with powerfully convincing color and texture to be as faithful as possible...Call for more details

\$750.00

ITEM: 3926

33.5W X 13W X 13H INCHES
FIBERGLASS

Triceratops Brow Horn

Like antlers and horns on modern day mammals, Triceratops horns were probably used more for show (and thus mate selection) than for defense. But if you would rather forget we said that and instead reminisce on the more romantic "T. rex versus Triceratops" concept, we'll understand. And its important to remember that much speculation goes into recreating the life of dinosaurs so Triceratops may hav...Call for more details

\$90.00

ITEM: 129

22" LONG
RESIN CAST

Triceratops Brow Horn

This is one of the largest Triceratops brow horns we have seen. It is 32 inches long, 9.5 inches at the base and 22 inches in circumference near the base. Just look at all of the blood grooves on this fantastic horn. Like antlers and horns on modern day mammals, Triceratops horns were probably used more for show (and thus mate selection) than for defense. But if you w...Call for more details

\$150.00

ITEM: 2416

32" X 9.5" AT BASE
RESIN CAST

Triceratops Double Brow Horn

Like antlers and horns on modern day mammals, Triceratops horns were probably used more for show (and thus mate selection) than for defense. But if you would rather forget we said that and instead reminisce on the more romantic T. rex versus Triceratops concept, we'll understand. And its important to remember that much speculation goes into recreating the life of dinosaurs so Triceratops may have ...Call for more details

\$120.00

ITEM: 130

21.5" WIDE X 21.5" LONG
RESIN CAST



Triceratops hoof/toe bone

Triceratops (pronounced tri-SER-uh-tops) Triceratops was a frilled dinosaur, a ceratopsian, from the late Cretaceous period that had three horns on its head. This plant-eater was about 25 feet (8 m) long. This replica is a great example of the hoof-like toes of Triceratops.

\$12.00

ITEM: 1628

4 5/8"L X 3.5"W 5 1/16" BASE
RESIN



Triceratops horridus, horn on base

Triceratops horridus Brow horn This horn is 28 inches long and 23 inches in circumference near the base. It is from the Cretaceous age Lance Formation of Wyoming. Just look at all of the blood grooves on this fantastic horn. Like antlers and horns on modern day mammals, Triceratops horns were probably used more for show (and thus mate selection) than for defense. But...Call for more details

\$400.00

ITEM: 1869

28 INCHES LONG
RESIN



Triceratops Lower Jaw Beak

This is the lower jaw beak of Triceratops. The original was found in the Hell Creek Formation of late Cretaceous Age or about 66 million years ago. Individual Triceratops are estimated to have reached about 7.9 to 9.0 meters (26.0"29.5 feet) in length, 2.9 to 3.0 meters (9.5"9.8 feet) in height, and 6.1"12 tons (13,000"26,000 pounds) in weight. The most distin...Call for more details

\$120.00

ITEM: 3052

15 X 10 X 5 INCHES
SOLID RESIN



Triceratops Model

Triceratops 1/35 Scale Polyresin Model.

\$69.00

ITEM: 618

11.4 IN. LONG X 4.7IN. HIGH
POLYRESIN MODEL



Triceratops Nose Horn

Like antlers and horns on modern day mammals, Triceratops horns were probably used more for show (and thus mate selection) than for defense. But if you would rather forget we said that and instead reminisce on the more romantic *T. rex* versus Triceratops concept, we'll understand. And its important to remember that much speculation goes into recreating the life of dinosaurs so Triceratops may...Call for more details

\$50.00

ITEM: 131

5 INCHES LONG
RESIN



Triceratops Nose Horn

This is the nose horn of Triceratops. The original was found in the Hell Creek Formation of late Cretaceous Age or about 66 million years ago. Individual Triceratops are estimated to have reached about 7.9 to 9.0 meters (26.0"29.5 feet) in length, 2.9 to 3.0 meters (9.5"9.8 feet) in height, and 6.1"12 tons (13,000"26,000 pounds) in weight. The most distinctive...Call for more details

\$50.00

ITEM: 3049

10 X 8 X 4 INCHES
SOLID RESIN



Triceratops Nose Horn 15 Inch

This is the nose horn of Triceratops. The original was found in the Hell Creek Formation of late Cretaceous Age or about 66 million years ago. Individual Triceratops are estimated to have reached about 7.9 to 9.0 meters (26.0"29.5 feet) in length, 2.9 to 3.0 meters (9.5"9.8 feet) in height, and 6.1"12 tons (13,000"26,000 pounds) in weight. The most distinctive...Call for more details

\$95.00

ITEM: 3051

15 X 11 X 5 INCHES
HOLLOW RESIN



Triceratops Statue Model 14 Foot Life-Size, Life-Like RENTAL

This great life-size, life-like Triceratops statue is 14.25 feet long x 5.2 feet high x 3 feet wide and weighs 242 pounds. It is constructed of high quality fiberglass and resin. The paint is outdoor quality. See our other life-size dinosaurs. SEARCH "STATUE" IN THE SEARCH BOX. Crating fee: In order to protect your dinosaur in shipment must be crated in a giant wood b...Call for more details

\$CALL

ITEM: 2950

14.25' X 5.2' X 3'; W 242#
FIBERGLAS WITH OUTDOOR PAINT



Triceratops, baby humerus

A baby Triceratops, one of the rarest of fossil dinosaur discoveries. Compare these photos to my hand and an adult Triceratops humerus. In 2006 near Jordan, Montana, a Triceratops quarry was discovered. The quarry contained a sub-adult Triceratops partial skull and skeleton, and elements from a baby Triceratops. The first two elements from the baby that were found were the left hume...Call for more details

\$50.00

ITEM: 1111

6.25 INCHES LONG
RESIN



Triceratops, baby lower jaws

A baby Triceratops, one of the rarest of fossil dinosaur discoveries. Compare these photos to my hand. In 2006 near Jordan, Montana, a Triceratops quarry was discovered. The quarry contained a sub-adult Triceratops partial skull and skeleton, and elements from a baby Triceratops. The first two elements from the baby that were found were the left humerus and the right dentary. The hu...Call for more details

\$50.00

ITEM: 1110

5.25 INCHES LONG
RESIN



Triceratops, Dinosaur Poster

Digitally Created Poster on 100 pound coated paper 24x36 inches.

\$15.00

ITEM: 814

24X36 INCHES
100 POUNDED COATED PAPER



Triceratops, dorsal vertebra

The original dorsal vertebra was found in the Hell Creek Formation of South Dakota. Cretaceous Age. Individual Triceratops are estimated to have reached about 7.9 to 9.0 meters (26.0â€”29.5 feet) in length, 2.9 to 3.0 meters (9.5â€”9.8 feet) in height, and 6.1â€”12 tons (13,000â€”26,000 pounds) in weight. The most distinctive feature is their large skull, among the la...Call for more details

\$75.00

ITEM: 132

14X14 INCHES
SOLID RESIN



Triceratops, life-like model

Individual Triceratops are estimated to have reached about 7.9 to 9.0 meters (26.0â€”29.5 feet) in length, 2.9 to 3.0 meters (9.5â€”9.8 feet) in height, and 6.1â€”12 tons (13,000â€”26,000 pounds) in weight.] The most distinctive feature is their large skull, among the largest of all land animals. The largest known skull (specimen MWC 7584, formerly BYU 12183) is estimated to have been 2.5 meters (...Call for more details

\$10.00

ITEM: 530

6.6 X 1.68 X 3.1 INCHES

PVC PHTHALATE AND LEAD FREE



Triceratops, nose horn

Like antlers and horns on modern day mammals, Triceratops horns were probably used more for show (and thus mate selection) than for defense. But if you would rather forget we said that and instead reminisce on the more romantic "T. rex versus Triceratops" concept, we'll understand. And its important to remember that much speculation goes into recreating the life of dinosaurs so Triceratops may hav...Call for more details

\$82.00

ITEM: 696

14X5 INCHES

RESIN



Triceratops, skull with attached jaws RENTAL UNTI ONLY

This replica Triceratops skull is 6.5 feet long and 4.5 feet wide at the back of the frill. If the skull is displayed on a table the back of the frill is 26.5 inches high and the brow horns are 31.5 inches high. The brow horns are 26 inches long along the outer curve. The lower jaw is attached and no teeth are visible. The skull weighs about 100 pounds. Triceratops was one of the la...Call for more details

\$CALL

ITEM: 768

6.5 FEET LONG X 4.5 FEET WIDE

RESIN



Trilobite Composite Plate, 7 Species

Trilobites were a highly diverse group of organisms that inhabited shallow sea floors and reefs during the Paleozoic Era. They belong to an extinct class of the phylum Arthropoda. The phylum name comes from the Greek words: arthron-meaning jointed and podos-meaning foot. Trilobite means three-lobed and refers to the three lobes which run down the length of the trilobite's body. The trilobite's bod...Call for more details

\$199.00

ITEM: 3190

10" X 9" 1-1/4"

HIGH-DENSITY POLY-URETHANE



Trilobite Light Switch Cover Plate

Add some function and display to your room. Replace your plain light switch cover plates with our trilobite cover plates. This cover plate has a beautiful 1 inch replica Phacops trilobite sure to make you and your friends envious and smile.

\$5.00

ITEM: 408

4 3/4 X 3 INCHES

STANDARD PLASTIC COVER PLATE



Trilobite Metal Sculpture One of a Kind, Handmade, Original

Trilobite Metal Sculpture Wall Decor One of a Kind, Handmade, Original 8.5" long x 6 7/8" wide x 1.5" thick The ancient Trilobite is one of the oldest ancestors to many ocean-dwelling crustaceans such as scorpions, crabs, and lobsters. The Trilobites Wall Decor from Phillips Collection is fashioned from metal and adorned with a rust finish to depict the...Call for more details

\$25.00

ITEM: 3639

8.5" L X 6 7/8" W X 1.5" H

STEEL



Trilobite Metal Sculpture One of a Kind, Handmade, Original

Trilobite Metal Sculpture Wall Decor One of a Kind, Handmade, Original 9.25" long x 5.5" wide x 2" thick The ancient Trilobite is one of the oldest ancestors to many ocean-dwelling crustaceans such as scorpions, crabs, and lobsters. The Trilobites Wall Decor from Phillips Collection is fashioned from metal and adorned with a rust finish to depict the f...Call for more details

\$25.00

ITEM: 3638

9.25" L X 5.5" W X 2" H

STEEL



Trilobite Teaching Colletion, 35 specimens

This is a collection of 35 trilobites as listed below. It makes a perfect teaching set or addition to any collectors collection. They include: 5--Arctinurus boltoni--Silurian--Rochester Shale, Middleport, NY 31--Asaphus expansus--Ordovician--Oalo, Norway 18--Basiliella--Ordovician--Eastern, NA 26--Basiliella--Ordovician--Eastern, NA

\$14,000.00

ITEM: 1245

1 TO 8 INCHES

RESIN



Trilobites 3 Species on Slab

Asaphopsis, Psilocephalina, Yuepingia from the Ordovician. Trilobites are very well-known, and possibly the second-most famous fossil group after the dinosaurs. There are over 17,000 species of trilobites. The name "trilobite" (meaning "three-lobed") is not based on the body sections cephalon, thorax and pygidium, but rather on the three longitudinal lobes: a central axial lobe, and...Call for more details

\$152.00

ITEM: 251

22.5 X15 INCHES

RESIN



Trionyx, Giant Green River Fossil Turtle

TRIONYX is an extremely rare soft-shell turtle. The original of this specimen was found at 7200 feet elevation in the Green River formation. Located near Kemmerer, Wyoming. Complete articulated specimen such as this one are EXTREMELY RARE. Trionyx is a soft shelled aquatic turtle which still lives today but dates back to the Jurassic age. Modern trionychid turtles are found today in North America...Call for more details

\$3,500.00

ITEM: 782

6X6 FEET (79 X 71 INCHES)

FIBERGLAS & RESIN



Trionyx, green river turtle with bite marks

TRIONYX is an extremely rare soft-shell turtle. The original of this specimen was found at 7200 feet elevation in the Green River formation. Located near Kemmerer, Wyoming. Complete articulated specimen such as this one are EXTREMELY RARE. Trionyx is a soft shelled aquatic turtle which still lives today but dates back to the Jurassic age. Modern trionychid turtles are found today in North America...Call for more details

\$95.00

ITEM: 1383

12.5 X 9 INCHES

RESIN



Trionyx, Turtle, Hell Creek Formation, Montana

From the Hell Creek Formation, Cretaceous Age of Montana. TRIONYX is an extremely rare soft-shell turtle. Complete articulated specimen such as this one are EXTREMELY RARE. This specimen is from the Hell Creek Formation, Cretaceous Age of Montana. Trionyx is a soft shelled aquatic turtle which still lives today but dates back to the Jurassic age. Modern trionychid turtles are found...Call for more details

\$750.00

ITEM: 2231

17.1" X 16.5" HEAD TO TAIL

FIBERGLAS & RESIN



Tsintaosaurus complete skeleton replica rental

THIS SKELETON IS FOR RENT ONLY. CONTACT US FOR DETAILS
 eraygarton@gmail.com Tsintaosaurus (sin-tau-SAWR-us) Late Cretaceous
 Shandong Province, China Tsintosaur (sin-tau-SAWR-us) was a late
 Cretaceous dinosaur. It is one of the first dinosaurs ever to be displayed in
 China and is the only giant Hadrosaur with a vertical bony project...Call for
 more details

\$0.00

ITEM: 927

33 FEET LONG 12 FEET HIGH
 RESIN, FIBERGLAS, STEEL



Turtleman

FREE Turtleman Meet & Greet Turtleman from Animal Planet is back from his
 accident and is having a FREE Meet & Greet Event in Clarksburg Saturday,
 April 9, 2022, Harrison County Parks & Recreation Center. (Rt 19 South 1 mile
 past Rosebud Plaza) Clarksburg, WV. Noon-4pm. Meet and have your photo
 taken with Turtleman & Turtlegirl. Official Turtleman merchandise available to
 purchase, ...Call for more details

\$0.00

ITEM: 3920

FREE EVENT



Turtleman Exclusive Bigfoot Track, Sasquatch, Yeti

Turtleman "Mamma" Bigfoot Track Discovery Exclusive Sasquatch, Yeti
 CLICK PHOTOS TO ENLARGE Throughout his life in the woods hunting,
 fishing, catching turtles and saving animals Turtleman has had many
 encounters. He had his first encounter with Bigfoot when he was just a boy.
 Over the past several months Turtleman (Ernie Brown, Jr.) and Turtlegirl
 (Suzzane Brown) hav...Call for more details

\$175.00

ITEM: 3700

15.5" LONG X 11.75" WIDE
 RESIN CAST 1ST GENERATION



Turtleman Exclusive Bigfoot Track, Sasquatch, Yeti

Turtleman "Mamma" Bigfoot Track Discovery Exclusive Sasquatch, Yeti
 CLICK PHOTOS TO ENLARGE Throughout his life in the woods hunting,
 fishing, catching turtles and saving animals Turtleman has had many
 encounters. He had his first encounter with Bigfoot when he was just a boy.
 Over the past several months Turtleman (Ernie Brown, Jr.) and Turtlegirl
 (Suzzane Brown) hav...Call for more details

\$225.00

ITEM: 3728

24.75" LONG X 5.75" WIDE
 RESIN CAST 1ST GENERATION



Turtleman Visits Prehistoric Planet

Turtleman (Ernie Brown) visits Prehistoric Planet shown here with Bob Pyle and Ray Garton in the lab reviewing some of our fossil. Turtleman is an avid arrowhead and artifact hunter as are Bob and Ray. "It's all about education and the kids" says Turtleman. Watch all new episodes of Turtleman "Call of the Wildman" on Animal Planet, Sundays, 9pm EST. YIYIYIYIYI!! Live ...Call for more details

\$0.00

ITEM: 2555



Tyrannosaurus rex, shed or broken tooth pendant with serration...

Tyrannosaurs rex Tooth Click Photos To Enlarge The original tooth was found in the Lance Formation of Wyoming and is 3 inches long and is missing all of the root. Yes, T-rex teeth were big and strong but they did break them while feeding and crushing the bones of other dinosaurs. These broken teeth are called shed teeth. Fortunately, when a tooth was broken or shed it...Call for more details

\$20.00

ITEM: 4011

3 INCHES LONG

RESIN



Tyrannosaurus rex, shed or broken tooth with serrations

Tyrannosaurs rex Tooth Click Photos To Enlarge The original tooth was found in the Lance Formation of Wyoming and is 3 inches long and is missing all of the root. Yes, T-rex teeth were big and strong but they did break them while feeding and crushing the bones of other dinosaurs. These broken teeth are called shed teeth. Fortunately, when a tooth was broken or shed it...Call for more details

\$20.00

ITEM: 1867

3 INCHES LONG

RESIN



Tyrannosaurus mini, tiny Trex models

Tiny pieces of fun that fit in your pocket! Trex mini's are adorable and as cute as a....well, miniature Trex. Soft to the touch. Trex mini's are 50 cents each.

\$0.50

ITEM: 1720

ABOUT 3/4 INCH

SOFT TO THE TOUCH, NON-TOXIC



Tyrannosaurus rex (Hank) humerus

This Tyrannosaurus rex humerus is cast from a newly discovered and undescribed specimen located in the upper Cretaceous rocks of northern Montana's Hell Creek Formation. This new Trex is dubbed Hank after the discoverer. There are only about 30 named specimens of Trex in the world and while their bones are indeed rare casts, of original bones of Trex made available to the public are even more rare...Call for more details

\$100.00

ITEM: 720

14 INCHES LONG
SOLID RESIN



Tyrannosaurus rex (Hank) rib

This Tyrannosaurus rex rib is cast from a newly discovered and undescribed specimen located in the upper Cretaceous rocks of northern Montana's Hell Creek Formation. This new Trex is dubbed Hank after the discoverer. There are only about 30 named specimens of Trex in the world and while their bones are indeed rare casts, of original bones of Trex made available to the public are even more rare.

\$100.00

ITEM: 721

26.5X12 INCHES
SOLID RESIN



Tyrannosaurus rex (Hank) rib, large

This Tyrannosaurus rex rib is cast from a newly discovered and undescribed specimen located in the upper Cretaceous rocks of northern Montana's Hell Creek Formation. This new Trex is dubbed Hank after the discoverer. There are only about 30 named specimens of Trex in the world and while their bones are indeed rare casts, of original bones of Trex made available to the public are even more rare.

\$100.00

ITEM: 719

28.5X14 INCHES
SOLID RESIN



Tyrannosaurus rex (Hank), left femur

This Tyrannosaurus rex left femur is cast from a newly discovered and undescribed specimen located in the upper Cretaceous rocks of northern Montana's Hell Creek Formation. This new Trex is dubbed Hank after the discoverer. There are only about 30 named specimens of Trex in the world and while their bones are indeed rare casts, of original bones of Trex made available to the public are even more rare...Call for more details

\$500.00

ITEM: 716

52.5 INCHES LONG
RESIN & FIBERGLASS



Tyrannosaurus rex (life-size skull model) based on Sue

This is a life-size model/sculpture/reconstruction of a T rex skull. This reconstruction is beautifully detailed and accurate. You won't find another skull of this size, and quality anywhere else than through Prehistoric Planet and it's affiliates. The skull is completely 3 dimensional and free of the matrix. Even the palate and fenestra are detailed and accurate. Similar skulls are thousands of do...Call for more details

\$4,900.00

ITEM: 819

58.5LX32WX37H

RESIN & FIBERGLAS



Tyrannosaurus rex (skull & jaws)

Life size (1:1 scale) complete skull with mandible included. You won't find a better price on a replica rex skull anywhere. A Prehistoric Planet exclusive! NOTE: SHIPPING MAY NOT DISPLAY ON ORDER FORM. WE WILL CONTACT YOU WITH SHIPPING DETAILS.

\$4,500.00

ITEM: 165

50 X 36 X 36 INCHES

FIBERGLASS



Tyrannosaurus rex (Tinker) Foot & Track Combo

This is a T rex foot and track combination. This complete T rex foot is from the Cretaceous of South Dakota. The foot is 20 inches high x 22 inches long x 14 inches wide. The track is 29 inches long and 25 inches wide. The foot is cast from a juvenile specimen known as Tinker. The track is a sculpture by Michael Ryba. Notice how similar the foot is to a chicken's foot: one of the many similaritie...Call for more details

\$600.00

ITEM: 2989

SEE DESCRIPTION

HOLLOW RESIN & FIBERGLAS



Tyrannosaurus rex 3D wall pannel

This fabulous life-like T rex head peaking out of the jungle has 10 inches of relief and the eyes are focused on you, as it's next meal. This is a one of a kind awesome item. Once it is sold there are no more. The skin detail and color are spectacular. SHIPPING COST for this item will vary depending on your location from \$100-\$200. Please ask when ordering.

\$599.00

ITEM: 249

45X37X10 INCHES

RESIN & FIBERGLAS



Tyrannosaurus rex Baby Hatchling in Egg Sculpture

Watch out, he bites! This mighty baby Tyrannosaurus rex dinosaur hatchling emerges from his oversized egg with tiny teeth ready to tear up the modern world! This dinosaur sculpture is cast in quality designer resin and hand-painted one dinosaur piece at a time in naturalistic hues to capture each prehistoric detail from scaly reptile skin to textured dinosaur egg. Perfect in the garden or given as...Call for more details

\$35.00

ITEM: 2956

8.5" X 6" X 6.5"

RESIN, HOLLOW



Tyrannosaurus rex Baby Model 30 inches high

At nearly four feet long, our Tyrannosaurus Rex dinosaur statue promises to prowl your flowerbed with deadly impact! Realistically sculpted with rows of menacing Tyrannosaurus Rex teeth, a fearsome dinosaur tail and scaly skin, our Design Toscano prehistoric dinosaur statue is cast in quality designer resin, reinforced for supreme strength with fiberglass and hand-painted with powerfully convincing...Call for more details

\$900.00

ITEM: 3927

44W X 21.5W X 30.5H INCHES

FIBERGLASS



Tyrannosaurus rex Bite Marks on Edmontosaurus Tibia

This rare specimen preserves the bite and tooth drag mark of a Tyrannosaurus rex tooth on a chunk of Edmontosaurus tibia bone. It was collected by Tom Hendershot from the Cretaceous, Hell Creek Formation of Montana in 2007 on a privately owned 6000 acre ranch. Edmontosaurus and Triceratops was undoubtedly a favorite meal for Trex, especially the old, sick or carcasses. The last phot...Call for more details

\$60.00

ITEM: 4014

5 X 4 X 2.75 INCHES

SOLID RESIN



Tyrannosaurus rex complete foot

This complete T rex foot is from the Cretaceous of South Dakota. It is 25 inches high, and nearly 2 feet wide. Notice how similar the foot is to a chicken's foot: one of the many similarities between Theropod dinosaurs and modern birds. With these huge feet and claws T rex could easily hold down even the biggest prey. This replica foot cast directly from the real fossils is one of the most impr...Call for more details

\$750.00

ITEM: 366

25 HIGH X 21" WIDE

HOLLOW RESIN & FIBERGLAS



Tyrannosaurus rex Complete Foot & Track Combo

This is a T rex foot and track combination. This complete T rex foot is from the Cretaceous of South Dakota. The foot is 40 inches high x 20 inches wide. The track is 29 inches long and 25 inches wide. The foot is cast from an adult specimen. The track is 48 x 48 inches and one of only 2 known from T rex. Notice how similar the foot is to a chicken's foot: one of the many similarities...Call for more details

\$1,200.00

ITEM: 2330

SEE DESCRIPTION

HOLLOW RESIN & FIBERGLAS



Tyrannosaurus rex Egg Model With Embryo Realistic Life Size

This beautiful T rex dinosaur egg model is 15 inches long x 5.5 inches in diameter. Real T rex eggs have never been found. Yet. Why haven't we found any T. rex eggs? Perhaps they laid soft-shelled eggs, which would be very unlikely to fossilize. Studies of two closely related species (Daspletosaurus and Albertosaurus sarcophagus), give us some reliable information about the family as ...Call for more details

\$150.00

ITEM: 1895

15X5.5 INCHES

RESIN



Tyrannosaurus rex furcula, wishbone

The furcula (the technical term for a wishbone) is formed by the fusion of two collarbones at the sternum. The furcula is an important part of a bird's flight mechanics – a connecting point for muscles and a strengthening brace for wings. The bone is elastic and acts as a spring that stores and releases energy during flapping. (Ever try to snap a wishbone before it's dried?) Scien...Call for more details

\$30.00

ITEM: 747

15 INCHES AROUND THE CURVE

SOLID RESIN



Tyrannosaurus rex Head Wall Decor

Decorate your man cave with the king of the dinosaurs by using this T-Rex Head Wood MFD Wall Decor. This piece is styled to look like an ancient fossil of a Tyrannosaurus Rex's head. The large teeth are still attached to show just how fierce this creature used to be. Dimensions: 11.88" H x 16.75" W x 1.88" D. Material: MDF and Resin Includes: 1 - Sawtooth Hanger

\$50.00

ITEM: 4026

11.88" H X 16.75" W X 1.88" D

WOOD MFD



Tyrannosaurus rex Life-Size 2 Piece Skull Sculpture LAST 2 A...

This is a two-piece skull with the skull and lower jaws made in separate pieces. This allows you to angle the lower jaw for a wider opening as you wish. The back of the skull is flat and comes with wire hangers for easy wall hanging. The skull is over 4 feet long (51 inches long and 38+ inches wide (depending on how you position the lower jaw) and has 7 inches of relief (extends 7 inches from the ...Call for more details

\$799.00

ITEM: 4080

51 X 38.75 IN (LIFE SIZE)

SUPER DENSE FOAM SCULPTURE



Tyrannosaurus rex Life-Size Skull Sculpture OUT OF STOCK

A menacing meat-eater has invaded the Prehistoric Planet Store...

Introducing our coolest T. rex item yet, at an amazing price. Over 4 feet long, this life size relief sculpture makes a very bold statement. The quality and detail of this sculpture is superb. While not as scientifically accurate as a cast, the quality and attention to detail is wonderfully executed. I...Call for more details

\$699.00

ITEM: 480

51 X 38.75 IN (LIFE SIZE)

SUPER DENSE FOAM SCULPTURE



Tyrannosaurus rex Lower Jaw

Cast from original jaw found in Montana, 1988, Hell Creek Formation, Cretaceous. Life size (1:1 scale) lower right mandible. Late Cretaceous (70 mya) North America.

\$399.00

ITEM: 700

53 IN. LONG

FIBERGLASS/RESIN CAST



Tyrannosaurus rex Model

Tyrannosaurus rex 1/35 Scale Polyresin Model.

\$69.00

ITEM: 623

14.2 IN. LONG X 5.7 IN. HIGH

POLYRESIN MODEL



Tyrannosaurus rex Tooth Necklace Pendant

This necklace is made from a replica Tyrannosaurus rex tooth. This is from the tip of a broken and regenerated tooth. It comes with an 18 inch soft cord.

\$6.00

ITEM: 164

1.5 INCHES LONG

RESIN



Tyrannosaurus rex Tooth Progression Partial Dentary

Age: Late Cretaceous - Maastrichtian ~ 65 MYA Locality: Hell Creek Formation, Harding County, South Dakota This reconstruction, showing Tyrannosaurus rex tooth progression, provides a fascinating look inside the tooth regeneration process of the most fierce predator North America has ever hosted. The exterior of the dentary is intact, while the interior pro...Call for more details

\$495.00

ITEM: 930

11X11X3.5 INCHES

REXIN



Tyrannosaurus rex Tooth Progression, from the juvenile Tinke...

This is an actual cast and reconstruction showing Tyrannosaurus rex tooth progression. It provides a fascinating look inside the tooth regeneration process of the most fierce predator North America has ever hosted. The exterior of the right dentary is intact, while the interior provides an open window to the innermost actions taking place. The Theropod dinosaurs regrew their teeth as the old ones ...Call for more details

\$250.00

ITEM: 3005

8.5X8X3 INCHES

REXIN



Tyrannosaurus rex Tooth With Root

At over nine inches with the root, this tooth exhibits the massive leverage and power behind T. rex's bite. Like a handle on a survival knife, the long, robust root provided support for the deadly cutting edge. Click the image to see the detail in this magnificent specimen. Specs: Tyrannosaurus rex. Late Cretaceous (70 m.y.a.). North America.

\$17.00

ITEM: 111

9.25" LONG

RESIN CAST



Tyrannosaurus rex, (Baby-Hatchling Tooth)

T-rex baby teeth are very rare and you can own one for your collection as a replica. The original tooth was found in Late Cretaceous, Hell Creek Formation of South Dakota. Comes with the base as shown. Note that even though this T-rex was a hatchling its teeth were still serrated as seen in the last photo on this page.

\$6.00

ITEM: 1268

4/10TH INCH

RESIN



Tyrannosaurus rex, (Monty) tooth with flattened root

Seventy million years ago, a hulking T. rex nicknamed Monty chomped into a fresh carcass. As the giant meat-eater's teeth ripped flesh from bone, this large tooth may have broken loose and fell to the ground and over time became fossilized. The pressure of the overburden burying the tooth crushed the root of the tooth making it appear extra wide. T. rex commonly lost teeth like this...Call for more details

\$16.00

ITEM: 3021

8 INCHES LONG

RESIN



Tyrannosaurus rex, 13-inch tooth

Tyrannosaurus rex Record tooth This incredible tooth was found in the Hell Creek Formation of South Dakota. It measures an unbelievable 13 inches long from the tip around the curve to the end of the root. This makes this tooth one of the largest ever found. T-rex had a variety of sizes of teeth, from only 1 inch above the gum line to 15 inches including the root. T-rex was up ...Call for more details

\$25.00

ITEM: 431

13 INCHES LONG

SOLID RESIN



Tyrannosaurus rex, 3D 1/2 Skull Plaque Model

This item is a life-size, 3D, wall hangable plaque of the left side of a Tyrannosaurus rex skull. The plaque shows how the skull might have looked while still in the matrix.

\$2,000.00

ITEM: 869

64 X 42 X 17 INCHES

RESIN AND FIBERGLASS



Tyrannosaurus rex, Authentic Dinosaur, 0.6 Inch Tooth Tip

This 0.6 inch tooth tip specimen was collected June 2005, Carter County, Montana, Hell Creek Formation. Very good color and enamel. Crisp serrations. No restoration. Comes in 4.25 x 3.25 Riker Mount. Prehistoric Planet is pleased to announce that we have acquired a private collection of high quality dinosaur teeth, claws and other fossils. These great specimens will be presented for...Call for more details

\$750.00

ITEM: 3406

0.6 INCHES

AUTHENTIC FOSSIL



Tyrannosaurus rex, Authentic Dinosaur, 1 Inch Tooth Section

This 1 inch tooth section was collected June 2006, Carter County, Montana, Hell Creek Formation. Very good enamel on one side. Comes in clear display case. Prehistoric Planet is pleased to announce that we have acquired a private collection of high quality dinosaur teeth, claws and other fossils. These great specimens will be presented for sale in our webpages and at select shows. C...Call for more details

\$150.00

ITEM: 3683

1 INCH

AUTHENTIC FOSSIL



Tyrannosaurus rex, Authentic Dinosaur, 1 Inch Tooth Section

This 1 inch tooth section was collected June 2006, Carter County, Montana, Hell Creek Formation. Good serrations along 1 edge. Comes in clear display case. Prehistoric Planet is pleased to announce that we have acquired a private collection of high quality dinosaur teeth, claws and other fossils. These great specimens will be presented for sale in our webpages and at select shows. C...Call for more details

\$150.00

ITEM: 3684

1 INCH

AUTHENTIC FOSSIL



Tyrannosaurus rex, brain endocast

This is the endocranial skull cast of the brain cavity from an adult T-rex. Cretaceous Age. For all it's size and strength, T. rex was relatively small-brained. The last photo shows a brin case with labeled features. Late Cretaceous (70 m.y.a.) North America

\$18.00

ITEM: 186

ABOUT 7 INCHES LONG

RESIN CAST



Tyrannosaurus rex, Foot Claw

Imagine three of these robust five inch long claws on each foot and you begin to get the idea: T. rex was nasty! In life they were much bigger than the fossil remains for they were covered with a sheath of horn or nail. They were used for traction, fighting and for grasping dead prey whilst the animal fed. Cast from a scientifically accurate model in fine museum- quality resin. Spec...Call for more details

\$21.00

ITEM: 102

APPROX. 5" LONG

RESIN CAST (RECONSTRUCTION)



Tyrannosaurus rex, foot claw

Imagine three of these robust 9 inch long claws on each foot and you begin to get the idea: T. rex was nasty! In life they were much bigger than the fossil remains for they were covered with a sheath of horn or nail. They were used for traction, fighting and for grasping dead prey whilst the animal fed. Specs: Tyrannosaurus rex. Late Cretaceous (70 m.y.a.). North America.

\$29.95

ITEM: 2177

9.5 INCHES

SOLID RESIN



Tyrannosaurus rex, footprint track

Few dinosaur tracks or footprints have been attributed to Tyrannosaurus rex. Large tracks are difficult to identify or to distinguish with certainty from the tracks of hadrosaurs found in the same deposits. The most notable track is called Tyrannosauripus pillmorei, a probable Tyrannosaurus footprint from Philmont Scout Ranch, New Mexico discovered in 1983. Also a 3 track sequence of sub adult Ty...Call for more details

\$300.00

ITEM: 830

TRACK 33X34, PANNEL IS 36X36X5

RESIN & FIBERGLASS



Tyrannosaurus rex, juvenile tooth with root

Tyrannosaurs rex Tooth Click Photos To Enlarge The original tooth was found in the Hell Creek Formation of South Dakota and is 5.5 inches long. It is from a juvenile T-rex. The tooth has been flattened by the fossilization process. Yes, T-rex teeth were big and strong but they did break them while feeding and crushing the bones of other dinosaurs. These ...Call for more details

\$15.00

ITEM: 3086

5.5 INCHES LONG

RESIN



Tyrannosaurus rex, life-like model

Tyrannosaurus rex is probably the most recognizable dinosaurs in the world. It was one of the largest land carnivores of all time; the largest complete specimen, located at the Field Museum of Natural History and known colloquially as FMNH PR2081 and nicknamed "Sue", measured 12.3 meters (40 feet) long, and was 4 meters (13 feet) tall at the hips. Mass estimates have varied widely over the years, ...Call for more details

\$10.00

ITEM: 356

6.44 X 2.73 X 4.10 INCHES

PVC PHTHALATE AND LEAD FREE



Tyrannosaurus rex, manus claw

T-Rex Manus Claw 1.5 inches. Formation: Lance Location: Wyoming Age: Late Cretaceous 66 MYA

\$12.00

ITEM: 1814

1.5 INCHES

RESIN



Tyrannosaurus rex, Poster

Digitally Created Poster on 100 pound coated paper 24x36 inches.

\$15.00

ITEM: 810

24X36 INCHES

100 POUND COATED PAPER



Tyrannosaurus rex, premax tooth with root

Tyrannosaurus (pronounced tye-RAN-oh-SAW-recks) The tyrannosaurus (meaning "tyrant lizard") was a meat-eating dinosaurs (theropods) with two-fingered hands, small arms, a large head, sharp teeth, and long, powerful hind legs. They lived during the late Cretaceous period. Other tyrannosaurids included Albertosaurus, Alectrosaurus, Alioramus, Chingkankousaurus, Daspletosaurus, Gorgosaurus, Nanotyrann...Call for more details

\$14.00

ITEM: 926

4.25 INCHES

RESIN



Tyrannosaurus rex, right hand

This is a replica of the right hand of Tyrannosaurus rex. When Tyrannosaurus rex was first discovered, the humerus was the only element of the forelimb known. For the initial mounted skeleton as seen by the public in 1915, Osborn substituted longer, three-fingered forelimbs like those of Allosaurus. However, a year earlier, Lawrence Lambe described the short, two-fingered forelimbs ...Call for more details

\$100.00

ITEM: 746

10 INCHES LONG
SOLID RESIN



Tyrannosaurus rex, right hand and arm of Tinker

This is a replica of the right forearm from the juvenile Tyrannosaurus rex known as Tinker. Tinker was perhaps 75% of adult size. This specimen is of the two fingered hand, ulna and radius. The last photo on the right is a side by side comparison of the Tinker arm and an adult T-rex. When Tyrannosaurus rex was first discovered, the humerus was the only element of the forelimb known. ...Call for more details

\$100.00

ITEM: 3014

12.25 X 4 INCHES
SOLID RESIN



Tyrannosaurus rex, right maxilla

This is the right maxilla of T-rex. It measures an impressive 31 inches long and 24 inches high with up to 7 inch serrated teeth. The original specimen is from the Hell Creek Formation, Cretaceous, and is a UCB Specimen.

\$360.00

ITEM: 368

31 X 24 X 5 INCHES
RESIN



Tyrannosaurus rex, Shed or Broken Tooth

Tyrannosaurs rex Shed or Broken Tooth The original tooth was found in the Hell Creek Formation of South Dakota and may have been 12 inches long including the root. Yes, T-rex teeth were big and strong but they did break them while feeding and crushing the bones of other dinosaurs. These broken teeth are called shed teeth. Fortunately, when a tooth was broken or shed i...Call for more details

\$12.00

ITEM: 3059

7 X 2 X .1.5 INCHES
RESIN



Tyrannosaurus rex, Shed or Broken Tooth

Tyrannosaurs rex Shed or Broken Tooth The original tooth was found in the Hell Creek Formation of South Dakota and may have been 12 inches long including the root. Yes, T-rex teeth were big and strong but they did break them while feeding and crushing the bones of other dinosaurs. These broken teeth are called shed teeth. Fortunately, when a tooth was broken or shed i...Call for more details

\$6.00

ITEM: 3066

2 INCHES

RESIN



Tyrannosaurus rex, skull (Harley)

Replica skull from the Cretaceous Hell Creek formation, Jordan, Montana. Los Angeles County Museum of Natural History specimen. 53x35x40in Email for shipping cost. curator@prehistoricplanet.com

\$CALL

ITEM: 1267

53X35X40 INCHES

RESIN AND FIBERLGLAS



Tyrannosaurus rex, Skull 1/8 Scale 3D Printed, Replica

Locality: Montana Formation: Hell Creek Tyrannosaurus rex is the most famous dinosaur of all time. Look at the jaws and you can see that its teeth were built to bite through heavy armor and crush bone. Forward-facing eyes gave T. rex depth perception, making him a dangerous and cunning super-predator. This is an exact scaled replica of the most complete and bes...Call for more details

\$129.00

ITEM: 3908

6.5 INCHES LONG

RESIN



Tyrannosaurus rex, skull model 1/3 scale

This is a 1/3 scale Tyrannosaurus rex skull. Cast from high grade resin. Dark brown antique finish. Museum quality decor that can be appreciated by children and adults, alike. Black metal stand included. Measures 19.3x11.4x19.7 inches. Tyrannosaurus rex is probably the most recognizable dinosaurs in the world. It was one of the largest land carnivores of all ti...Call for more details

\$500.00

ITEM: 3986

19.3â€³ X 11.4â€³ X 19.7â€³

RESIN



Tyrannosaurus rex, tooth with serrations

Tyrannosaurs rex Tooth With Great Serrations Click Photos To Enlarge The original tooth was found in the Hell Creek Formation of South Dakota and is 3.5 inches long. Yes, T-rex teeth were big and strong but they did break them while feeding and crushing the bones of other dinosaurs. These broken teeth are called shed teeth. Fortunately, when a tooth was broken or shed...Call for more details

\$12.00

ITEM: 3099

3.5 INCHES LONG
RESIN



Tyrannosaurus rex, vertebra Hank

This Tyrannosaurus rex vertebra is cast from a newly discovered and undescribed specimen located in the upper Cretaceous rocks of northern Montana's Hell Creek Formation. This new T-rex is dubbed Hank after the discoverer. There are only about 30 named specimens of T-rex in the world and while their bones are indeed rare casts, of original bones of T-rex made available to the public are even more rare...Call for more details

\$140.00

ITEM: 717

9 INCHES DIAMETER 6 INCHES THICK
HOLLOW RESIN



Tyrannosaurus rex, world record tooth

This incredible tooth was found in the summer of 2007, in the Hell Creek Formation of Montana. It measures an unbelievable 15 5/8 inches long from the tip around the curve to the end of the root. This makes this tooth the largest ever found. This replica is painted to look exactly like the original, right down to the stains caused by grass roots surrounding the tooth when it was found. Sure, it's...Call for more details

\$50.00

ITEM: 2277

15 5/8 INCHES AROUND THE CURVE
RESIN



Tyrannosaurus, life size head

Life Size Tyrannosaurus Head This life size Tyrannosaurus head in the flesh model is made of strong, lightweight, hollow, fiberglass. It is 7 feet long including the neck. These life size and sometimes whimsical dinosaur sculptures are the brainchild of artist Mark Cline. These dinosaurs are used in theme parks, exhibits, and businesses across the US. Each is made of ...Call for more details

\$6,750.00

ITEM: 1938

HEAD & NECK 7 FEET LONG
FIBERGLASS



Tyrannosaurus, life size model

Life Size Tyrannosaurus Model This life size Tyrannosaurus in the flesh model is made of strong, lightweight, hollow, fiberglass. It is 32 feet long and 16 feet high in a laid out hunting position. You can also get a standing more erect version. These life size and sometimes whimsical dinosaur sculptures are the brainchild of artist Mark Cline. These dinosaurs are us...Call for more details

\$CALL

ITEM: 1937

32 FEET LONG X 16 FEET JOGJ
FIBERGLAS



Tyrannosaurus, track, footprint (Tyrannosauripus pillmorei)

T- rex Track, impression, 30.5 x 36 inches. Scientific Name: Tyrannosauripus pillmorei Location: Cimarron, New Mexico, USA Formation: Raton Age: Cretaceous, 65-70 MYA

\$1,500.00

ITEM: 1498

30.5 X 36.5 INCHES
RESIN



Ultrasaurus, dorsal vertebra

Gigantic dorsal vertebra from one of the largest Sauropoid. Dry Mesa, Upper Jurassic. Display stand included.

\$2,650.00

ITEM: 373

49 INCHES HIGH
RESIN & FIBERGLAS, SOLID



Urastrerella asperula, brittle star

This is a fossil brittle star replica from the Devonian, Brudenbach Formation of Germany.

\$82.00

ITEM: 1192

8.28X7.5" MATRIX, 3" STAR
HIGH-DENSITY POLY-URETHANE



Ursus americanus, black bear brain endocast

This is a brain endocast of the The American black bear. An endocast or endocranial cast is a cast made of the mold formed by the impression the brain makes on the inside of the neurocranium (braincase), providing a replica of the brain with most of the details of its outer surface. Endocasts can also form naturally, when sediments fill the empty skull, after which the skull is destroyed and the c...Call for more details

\$52.00

ITEM: 1125

LIFE SIZE

RESIN



Ursus spelaeus, Cave Bear Skull & Lower Jaws

The cave bear (Ursus spelaeus) was a species of bear that lived in Europe and Asia during the Pleistocene and became extinct about 24,000 years ago during the Last Glacial Maximum. Both the word "cave" and the scientific name spelaeus are used because fossils of this species were mostly found in caves. This reflects the views of experts that cave bears may have spent more time in ca...Call for more details

\$299.00

ITEM: 151

18 7/8 X 10 5/8 X 9 INCHES

RESIN CAST



Ursus spelaeus, Cave Bear Skull & Lower Jaws

The cave bear (Ursus spelaeus) was a species of bear that lived in Europe and Asia during the Pleistocene and became extinct about 24,000 years ago during the Last Glacial Maximum. Both the word "cave" and the scientific name spelaeus are used because fossils of this species were mostly found in caves. This reflects the views of experts that cave bears may have spent more time in ca...Call for more details

\$399.00

ITEM: 3782

21 X 12 X 11.5 INCHES

RESIN CAST



Ursus spelaeus, Cave Bear Tooth (Canine)

U. spelaeus possessed a well evolved dental battery. Behind a row of 6 incisors protruded two very large and robust canines. From there the gum was void of teeth back to the most rearward premolar. The molars, however, were substantial. Longer and wider than those of any of the cave bear's predecessors, the molars had large grinding surfaces which were employed in grinding plants. ...Call for more details

\$10.00

ITEM: 152

4.6 IN. LONG

RESIN CAST



Utahceratops skull

Utahceratops Skull w/base, 7.5 feet long. Scientific Name: New Discovery soon to be named Location: Utah, USA Age: Late Cretaceous, 70MYA

\$CALL

ITEM: 1764

7.5 FEET LONG

RESIN



Utahraptor claw, reconstruction

Slashing Claw from the 2nd Toe of the Hind Foot of Utahraptor. Utahraptor (meaning "Utah's predator" is a genus of theropod dinosaurs. It contains a single species, Utahraptor ostrommaysorum, which is the largest known member of the family Dromaeosauridae. Fossil specimens date to the upper Barremian stage of the early Cretaceous period (in rock strata dated to 126 ± 2.5 million ye...Call for more details

\$15.00

ITEM: 105

7 INCHES AROUND THE CURVE

RESIN



Utahraptor ostrommaysi, slashing claw reconstruction

Utahraptor was the most efficient killing machine in the Early Cretaceous of North America. Reaching a length of 15 feet, Utahraptor used the huge slicing claw on the second toe of its foot to quickly dispense with its prey. This is a restoration of the fleshy part of the toe and the horny sheath investing the slicing claw. See item 122 for the restored claw only.

\$36.00

ITEM: 1115

7 X 6", 11 INCHES AROUND CURVE

RESIN



Utahraptor ostrommaysorum, dorsal vertebra

Utahraptor dorsal vertebra w/base Scientific Name: Utahraptor ostrommaysorum Location: Grand County, Eastern Utah, USA Formation: Cedar Mountain Age: Early Cretaceous, 125 MYA

\$152.00

ITEM: 1872

7 INCHES

RESIN



Utahraptor ostrommaysorum, foot

Scientific Name: *Utahraptor ostrommaysorum* Location: Grand County, Eastern Utah, USA Formation: Cedar Mountain Age: Early Cretaceous, 125 MYA 12 inches high. Photo by Francois Gohier

\$365.00

ITEM: 1854

12 INCHES HIGH
RESIN



Utahraptor ostrommaysorum, leg and foot

Scientific Name: *Utahraptor ostrommaysorum* Location: Grand County, Eastern Utah, USA Formation: Cedar Mountain Age: Early Cretaceous, 125 MYA 12 inches high. Photo by Francois Gohier

\$1,750.00

ITEM: 1855

50 INCHES HIGH
RESIN



Utahraptor ostrommaysorum, manus claw

Utahraptor manus claw with base, 7.25 inches. *Utahraptor ostrommaysorum* Location: Eastern Utah Formation: Cedar Mountain Age: Early Cretaceous, 125 MYA

\$35.00

ITEM: 1815

7.25 INCHES LONG
RESIN



Utahraptor ostrommaysorum, Skeleton

Utahraptor (meaning "Utah's predator" is a genus of theropod dinosaurs. It contains a single species, *Utahraptor ostrommaysorum*, which is the largest known member of the family Dromaeosauridae. Fossil specimens date to the upper Barremian stage of the early Cretaceous period (in rock strata dated to 126 ± 2.5 million years ago). The holotype specimen of *Utahraptor* is fragmentary, c...Call for more details

\$CALL

ITEM: 3368

13.3 X 6.75 X 3 FEET
RESIN



Utahraptor ostrommaysorum, Skull

Utahraptor (meaning "Utah's predator" is a genus of theropod dinosaurs. It contains a single species, *Utahraptor ostrommaysorum*, which is the largest known member of the family Dromaeosauridae. Fossil specimens date to the upper Barremian stage of the early Cretaceous period (in rock strata dated to 126 ± 2.5 million years ago). The holotype specimen of *Utahraptor* is fragmentary, c...Call for more details

\$CALL

ITEM: 3369

24 X 11 X 9 INCHES
RESIN



Utahraptor ostrommaysorum, tail vertebra

Utahraptor tail vertebra w/base Scientific Name: *Utahraptor ostrommaysorum*
Location: Grand County, Eastern Utah, USA Formation: Cedar Mountain
Age: Early Cretaceous, 125 MYA

\$120.00

ITEM: 1873

5 INCHES
RESIN



Velociraptor Skull Plaque, life size

Velociraptor was the smallest of the raptors (the movie Jurassic Park actually featured the larger raptor *Utahraptor* but called them Velociraptors). However, Velociraptor was no less fierce. Scientists believe all raptors may have hunted in packs, making any attack an encounter with death. Paleontologists have recently discovered several feathered dinosaurs in China. These small din...Call for more details

\$50.00

ITEM: 3797

8 X 3 5/8 X 1 INCHES
RESIN CAST



Velociraptor & Protoceratops Fighting

Velociraptor & Protoceratops Fighting Dinosaurs Plaque, 37" x 79 inches.
Scientific Name: *Velociraptor mongoliensis* & *Protoceratops*. Location: Mongolia Formation: Djochta Age: Late Cretaceous, 83 MYA

\$9,900.00

ITEM: 1761

79 X 37 INCHES
RESIN

Velociraptor 3D Skull, life size



Velociraptor was the smallest of the raptors (the movie Jurassic Park actually featured the larger raptor Utahraptor but called them Velociraptors). However, Velociraptor was no less fierce. Scientists believe all raptors may have hunted in packs, making any attack an encounter with death. Paleontologists have recently discovered several feathered dinosaurs in China. These small din...Call for more details

\$60.00

ITEM: 3214

7 1/8 X 2 5/8 X 3/4 INCHES
RESIN CAST

Velociraptor foot in matrix



This replica shows a very nice Velociraptor foot as found in the matrix.

\$38.00

ITEM: 427

7.25X3X3.25 INCHES
SOLID RESIN

Velociraptor mongoliensis, foot with killing claw



Location: Mongolia Formation: Djadochta Age: Late Cretaceous, 83 Million Years

\$150.00

ITEM: 465

6 INCHES
RESIN

Velociraptor mongoliensis, leg & foot life-size



Location: Mongolia Formation: Djadochta Age: Late Cretaceous, 83 Million Years

\$250.00

ITEM: 807

19 INCHES HIGH
RESIN



Velociraptor mongoliensis, skeleton

Velociraptor mongoliensis complete skeleton. Late Cretaceous, 83 MYA, Djadochta Formation of Mongolia. Measurements: 5 feet, 9 inches long.

\$CALL

ITEM: 1823

5 FEET 9 INCHES LONG

RESIN



Velociraptor mongoliensis, skull, life-size AS SEEN ON TV

Location: Mongolia Formation: Djadochta Age: Late Cretaceous, 83 Million Years This is the best Velociraptor skull available and was cast from an original specimen. This skull was featured on the hit TV series White Collar on the USA Network. See episode #70, 2013 #8.

\$340.00

ITEM: 466

9 INCHES LONG

RESIN



Velociraptor Skeleton Half Scale Model LAST ONE

Wow! A half-scale replica of the extraordinary Velociraptor. This is the item you've been waiting for. This huge dinosaur skeleton model is almost 3 feet long and is simply awesome! Constructed from polyresin and mounted on a solid wood base, this incredibly detailed Velociraptor dinosaur skeleton model is hand-painted with an acrylic resin for a natural and long-lasting finish. A s...Call for more details

\$500.00

ITEM: 600

35.5 IN. LONG X 20 IN. HIGH

POLYRESIN MODEL



Velociraptor Skull, life size sculpture, Cretaceous

Velociraptor was the smallest of the raptors (the movie Jurassic Park actually featured the larger raptor Utahraptor but called them Velociraptors). However, Velociraptor was no less fierce. Scientists believe all raptors may have hunted in packs, making any attack an encounter with death. Paleontologists have recently discovered several feathered dinosaurs in China. These small din...Call for more details

\$159.00

ITEM: 48

8.5" LONG

RESIN CAST



Velociraptor slashing & killing claw

Velociraptor Slashing & Killing Claw, 3.75 inches around the curve. 2nd Toe of Hind Foot Velociraptor was the smallest of the raptors (the movie Jurassic Park actually featured the larger raptor Utahraptor but called them Velociraptors). However, Velociraptor was no less fierce. Scientists believe all raptors may have hunted in packs, making any attack an encounter with death. Cast ...Call for more details

\$12.00

ITEM: 2988

3.75" AROUND THE CURVE
RESIN



Velociraptor slashing & killing claw, pendant necklace

Velociraptor Slashing & Killing Claw, 3.75 inches around the curve. 2nd Toe of Hind Foot Velociraptor was the smallest of the raptors (the movie Jurassic Park actually featured the larger raptor Utahraptor but called them Velociraptors). However, Velociraptor was no less fierce. Scientists believe all raptors may have hunted in packs, making any attack an encounter with death. Cast ...Call for more details

\$14.00

ITEM: 3063

3.75" AROUND THE CURVE
RESIN



Velociraptor, life-like model

Velociraptor was the smallest of the raptors (the movie Jurassic Park actually featured the larger raptor Utahraptor but called them Velociraptors). However, Velociraptor was no less fierce. Scientists believe all raptors may have hunted in packs, making any attack an encounter with death. Paleontologists have recently discovered several feathered dinosaurs in China. These small din...Call for more details

\$10.00

ITEM: 589

6.44 X 1.87 X 3.51 INCHES
PVC PHTHALATE AND LEAD FREE



Velociraptor, skull profile

Skull profile plaque of the Cretaceous predator Velociraptor mongoliensis. Relief on the skull is about 1/4 inch.

\$130.00

ITEM: 265

11" X 8" BASE 1/4" RELIEF
RESIN SCULPTURE



Velociraptors, poster

Digitally Created Poster on 100 pound coated paper 24x36 inches.

\$15.00

ITEM: 809

24X35 INCHES

100 POUND COATED PAPER



Venus of Dolni Vestonice replica artifact

The Venus of Dolni VĚstonice is a Venus nude female figurine dated to 29,000-25,000 years. It was found in 1925 at a Paleolithic site in the Moravian basin south of Brno, Czechoslovakia. This figurine, together with a few others from nearby locations, is the oldest known ceramic in the world, predating the use of fired clay to make pottery. It has a height of 4.4 inches, and a width of 1.7 inches...Call for more details

\$25.00

ITEM: 1414

4.4 INCHES TALL

RESIN



Venus of Willendorf replica artifact

The Venus of Willendorf is an 11.1-centimetre-tall (4.4 in) Venus figurine estimated to have been made 30,000 years ago. It was found on August 7, 1908, by a workman named Johann Veran during archaeological excavations at a paleolithic site near Willendorf, a village in Lower Austria near the town of Krems. It is carved from an oolitic limestone that is not local to the area, and tinted with red ...Call for more details

\$25.00

ITEM: 781

4.5X2.5

RESIN



Walking With Dinosaurs at Harrison County, Parks & Recreation...

FREE DINOSAUR EXHIBITS & ENRICHMENTS Moments In Time The Age of the Dinosaurs opens to the public on weekends Saturday March 26 and runs through May 8. This is our 8th year doing this 3500 square foot exhibit with our partners Harrison County Parks & Recreation. Admission is free. Public hours are Saturdays & Sundays noon to 6pm. Weekdays are for school field trips and enrichments t...Call for more details

\$CALL

ITEM: 2410



West Virginia Fairfax Diamonds

These are not actual diamonds but quartz crystals discovered within a prehistoric petrified tree stump near the Fairfax Stone in Tucker County, West Virginia. They are similar to the famous Herkimer Diamonds (also quartz) of New York. The geologic setting of the Fairfax Diamonds is the Conemaugh Series, Pennsylvanian Age at about 300 million years. Many of the diamonds are clear while others are b...Call for more details

\$5.00

ITEM: 3258

1 TO 3 MM

QUARTZ CRYSTALS



Wonderful West Virginia Magazine Featuring Article About Meg...

OUT OF PRINT - PHOTO COPY AVAILABLE A Founding Fathers Fossil by E. Ray Garton October 2011, Volume 75 Number 10 This 36 page issue of Wonderful West Virginia magazine features a 4 page color article about the discovery, study and description of Megalonyx bones found in a West Virginia cave and described by Thomas Jefferson. President, Th...Call for more details

\$1.00

ITEM: 2223

8.5X11 INCHES 5 PAGES

MAGAZINE



Woolly Mammoth Hair in Acrylic Display Case

You are buying authentic strands of authentic Woolly Mammoth hair from 10,000 to 30,000 years old. Your sample will be similar in size and condition to the one pictured. It may be slightly smaller or larger. Your authentic fossil specimen comes in a 3.5 x 2.5-inch acrylic display case with a detailed description of your specimen. Every fossil is one of a kind, unique. Your authentic fossil will be...Call for more details

\$20.00

ITEM: 4038

STRANDS OF HAIR

AUTHENTIC FOSSIL



Woolly Mammoth Tooth, Mammuthus jeffersonii

Largest of the hairy ice age beasts, the Woolly Mammoth chomped grasses with very unique teeth. Resin replica. Specs: Mammuthus jeffersonii. Late Pleistocene (10,000 years ago).

\$75.00

ITEM: 116

14X6X3 INCHES

RESIN CAST



Woolly Mammoth, model Mammuthus primigenius

Mammuthus primigenius was the true Woolly Mammoth. Mammoth remains have been found in Europe, Africa, Asia, and North America. They are believed to have originally evolved in North Africa about 4.8 million years ago, during the Pliocene, where bones of Mammuthus africanavus have been found in Chad, Libya, Morocco and Tunisia. Mammuthus subplanifrons, found in South Africa and Kenya, ...Call for more details

\$10.00

ITEM: 327

6 X 5 INCHES

PHthalate-FREE RUBBER



Woolly Rhino (Coelodonta antiquitatis) skeleton replica rent...

THIS SKELETON IS FOR RENT ONLY CONTACT US FOR DETAILS eraygarton@gmail.com This is a unique display of a fiberglass, resin and steel replica skeleton the Pleistocene (Ice Age) Woolly Rhinoceros (Coelodonta antiquitatis). It is faithfully cast from the original skeleton, excavated during the spring of 2005 from Siberia near the city of Tobolsk, Russia. The original skel...Call for more details

\$CALL

ITEM: 1634

13' LONG; 5' HIGH; 3" WIDE
RESIN & FIBERGLASS



World Record Megalodon Tooth, Otodus megalodon, Over 7 Inche...

This may in fact be the largest verifiably measured Megalodon tooth known. This monster tooth was found in Ocucaje, Peru. It measures 182mm or 7.113" on the slant. It resides in a private collection in Peru. It was photographed, measured and casted by Craig Sundell, a researcher for the University of Kansas back in the 90's. The tooth is not a composite and has not been restored. There is ...Call for more details

\$60.00

ITEM: 3050

7.113" (182MM) SLANT X 5" WIDE
RESIN



WVGES West Virginia Geological & Economic Survey Museum

Hidden Treasures at the West Virginia Geological & Economic Survey Museum. Woolly mammoths, cave lions, giant cheetahs, vampire bats and giant armadillos once ruled the mountains. Dragonflies with three-foot wingspans thundered through the air beneath towering tree-sized plants, which would someday become vast coal deposits. Beastly reptiles used their large fins to warm their bodies...Call for more details

\$0.00

ITEM: 3216

MONDAY-FRIDAY 9 TO 5
FREE EXHIBITS & MUSEUMS



Xiphactinus audax, skull

Xiphactinus audax (from Latin and Greek for "audacious sword-ray") was a large, 15 to 20 foot long predatory bony fish that lived in the Niobraran Sea, in what is now North America, during the Late Cretaceous. When alive, the beast would have resembled a gargantuan, fanged tarpon. Skeletal remains of Xiphactinus have come from Kansas, Alabama, and Georgia. Despite being preyed on b...Call for more details

\$180.00

ITEM: 2411

21X21 INCHES

RESIN



Xiphactinus audax, the X fish skull

Xiphactinus audax (from Latin and Greek for "audacious sword-ray") was a large, 15 to 20 foot long predatory bony fish that lived in the Niobraran Sea, in what is now North America, during the Late Cretaceous. When alive, the beast would have resembled a gargantuan, fanged tarpon. Skeletal remains of Xiphactinus have come from Kansas, Alabama, and Georgia. Despite being preyed on b...Call for more details

\$700.00

ITEM: 261

29-1/2" X 27" X 2-1/2"

HIGH DENSITY POLYURETHANE



Zuni Coelurosaur Skull

Zuni Coelurosaur Skull with base, 9", \$275 Scientific Name: New Discovery, Unnamed Location: Catron County, New Mexico Formation: Moreno Hill Age: Cretaceous, 90 MYA

\$300.00

ITEM: 1493

9 INCH SKULL

RESIN



Zuniceratops christopheri, skeleton

Zuniceratops Skeleton Cretaceous, 90 MYA, Moreno Hill Formation of Catron County, New Mexico, USA Zuniceratops christopheri Measurements: 9 feet long Specimen: Mesa Southwest Museum, Mesa, AZ Assembled Mount, \$18,000 Unassembled Kit, \$10,000 Photo by Francois Gohier

\$CALL

ITEM: 1762

9 FEET LONG

RESIN



Zygorhiza, early whale canine tooth

Zygorhiza was an archaeocete whale that lived during the late Eocene, about 40 million years ago. This ancient marine mammal had a long snout that contained many sharp teeth. The nostrils were located towards the end of the snout. Although retaining some land-animal characteristics (like differentiated teeth), it was more whale-like than Basilosaurus. It had a snake-like body and small hindlimbs (...Call for more details

\$27.00

ITEM: 1122

7.5 INCHES AROUND THE CURVE
RESIN



Zygorhiza, early whale tooth molar

Zygorhiza was an archaeocete whale that lived during the late Eocene, about 40 million years ago. This ancient marine mammal had a long snout that contained many sharp teeth. The nostrils were located towards the end of the snout. Although retaining some land-animal characteristics (like differentiated teeth), it was more whale-like than Basilosaurus. It had a snake-like body and small hindlimbs (...Call for more details

\$28.00

ITEM: 1123

5.5" LONG X 2.5" WIDE
RESIN



Zygorhiza, Eocene Whale Skull

Zygorhiza ("Yoke-Root") is an extinct genus of basilosaurid early whale known from the Late Eocene, 38-34 MYA of Louisiana, Alabama, and Mississippi, United States. Zygorhiza kochii is the state fossil of Mississippi. The mounted specimen in the Mississippi Museum of Natural Science in Jackson is commonly referred to as "Ziggy". Like other dorundontines, Zygorhiza h...Call for more details

\$600.00

ITEM: 770

32X13X12 INCHES HIGH
RESIN